



# FY23 BUDGET

---

**GOTRIANGLE BUDGET & CAPITAL INVESTMENT PLAN**

**DURHAM TRANSIT PLAN**

**ORANGE TRANSIT PLAN**

**WAKE TRANSIT PLAN**

---



*Triangle*



FY 2023 Operating and Capital Budgets  
 (GoTriangle, Durham, Orange and Wake Transit Plans)

**Table of Contents**

<b>I.</b>	<b>INTRODUCTORY SECTION</b>	<b>Page</b>
	Budget Message	1-2
	Budget Schedule	3
	Mission and History	4-13
	Recent Newsletters	14-20
	Board of Trustees	21
	Special Tax Board	22
 <b>II.</b>	 <b>BUDGET ORDINANCES</b>	 23-44
<b>III.</b>	<b>FINANCIAL SUMMARY/TRENDS</b>	45-51
<b>IV.</b>	<b>REVENUE FUNDS</b>	
	General Fund	52-54
	Regional Bus Service Fund	55-56
	Rideshare Fund	57-58
	Major Transit Investment Fund	59
	GoDurham	60
 <b>V.</b>	 <b>CAPITAL PROJECTS</b>	
	Regional Capital Fund	61
	Advanced Technology Fund	62
	Capital Projects Listing	63
 <b>VI.</b>	 <b>GRANTS</b>	 64
 <b>VII.</b>	 <b>TOTAL SPENDING AND HEADCOUNT BY PROJECT</b>	 65-69
 <b>VIII.</b>	 <b>SUMMARIES – EXPENDITURES BY LINE/DEPARTMENTS</b>	
	Summary by Line Items	70
	Department Summary	71

<b>IX.</b>	<b>DEPARTMENT EXPENSE SUMMARIES</b>	
	<b>Board of Trustees</b>	
	Expenses	72-73
	<b>Executive Office</b>	
	Organizational Chart and Expenses	74-76
	<b>Talent Services</b>	
	Organizational Chart and Expenses	77-80
	<b>Legal</b>	
	Organizational Chart and Expenses	81-84
	<b>Communication and Public Relations/Sustainable Travel</b>	
	Organizational Chart	85
	Comm. and Pub. Relations - Expenses	86-88
	Sustainable Travel Services - Expenses	89-90
	<b>Planning and Capital Development</b>	
	Organizational Chart	91
	Capital Development – Expenses	92-94
	Real Estate – Expenses	95-97
	Regional Services Planning – Expenses	98-100
	<b>Finance and Administrative Services/IT</b>	
	Organizational Chart and Expenses	101-104
	<b>Administration</b>	
	Expenses	105-107
	<b>EEO/DBE</b>	
	Expenses	108-109
	<b>Regional Partnerships</b>	
	Organizational Chart	110
	Regional Services – Expenses	111-112
	Regional Call Center – Expenses	113-114
	Vanpool – Expenses	115-116

**Transit Operations**

Transit Operations Organizational Chart	117
Bus Supervision – Expenses	118-120
Bus Operations – Expenses	121-122
Contracted Services Overview	123
Bus Maintenance – Expenses	124-126
Paratransit– Expenses	127-128

**Plaza**

Budget Highlight and Expenses	129-130
-------------------------------	---------

**X. MAJOR TRANSIT INVESTMENT FUND**

Budget Highlight and Expenses	131-132
-------------------------------	---------

**XI. DURHAM COUNTY TRANSIT PLAN**

Durham Transit Plan - Summary Report	133
Durham County Revenue Trends	134

**XII. ORANGE COUNTY TRANSIT PLAN**

Orange Transit Plan – Summary Report	135
Orange County Revenue Trends	136

**XIII. WAKE COUNTY TRANSIT PLAN**

Wake Transit Plan – Summary Report	137
Wake County Revenue Trends	138

**APPENDIX**

Glossary of Terms	A1-A3
-------------------	-------



## **I. INTRODUCTORY SECTION**

## Budget Message Fiscal Year 2023

July 2022

Enclosed is GoTriangle's Fiscal Year 2023 annual operating and capital budget. The budget has been prepared in accordance with the Local Government Budget and Fiscal Control Act. This budget maintains the sound fiscal management this organization is known for and keeps us well prepared for the upcoming years.

The FY23 budget assumes a total of \$11.2M in vehicle rental taxes (36% increase from FY22) and \$6.8M for the \$5 vehicle registration tax (8% increase over FY22). In addition, there are \$25.9M in various capital purchases including \$9.5M and \$5.9M for RUS BUS Phase II and the Regional Transit Center respectively, \$1.4M for an updated radio communication system and approximately \$3M in FY22 carryovers.

The cost per hour for bus operations is expected to increase from \$130 (FY22 budget) to \$148, a cost per hour decrease of \$18. The primary driver of the increase is due to a reduction in revenue hours of approximately 19K while expenditures remained fairly constant.

Our estimates for total revenue and expenses is \$57.4M and \$61.4M respectively leaving us with a net operating deficit of approximately \$4M.

The largest line item impacting the FY23 expenses is listed below:

### **Bus Capital Projects - \$25.9M**

- \$10.5M decrease compared to the FY22 budget. The primary reasons for this decrease is due to the completion of the purchase of buses in the prior year and a reduction in expenses of approximately \$3.8M for two of the larger projects, Phase II of RUS BUS and the Regional Transit Center.

The FY23 Budget includes the operating and capital budget for the Durham, Orange and Wake County Transit Plans. The FY23 Durham Transit Work Plan continues to provide funding for GoTriangle and GoDurham to implement expanded bus service adopted in previous work plans and subsequent amendments. Capital improvements in FY23 have been limited with the development of a new Durham Transit Plan, which is currently underway. Capital projects that have been adopted in the FY23 Work Plan include Bus stop improvements, Vehicle acquisitions and future Transit facility studies.

The Orange Transit Work Plan continues to provide funding to implement expanded bus service adopted in previous work plans and subsequent amendments. The adopted Work Plan allocates funds to provide additional hours of bus service on multiple Chapel Hill Transit routes. Capital improvements in FY23 have been limited with the development of a new Orange Transit Plan, which is currently underway. Capital projects that have been adopted in the FY23 Work Plan include funding to construct a bus station in Hillsborough along the North Carolina Rail Road trunk line near Churton Street, vehicle acquisitions and additional funding allocated to the North-South Bus Rapid Transit project.

In addition, this publication includes the capital and operating budget for the Wake County Transit Plan. This budget will continue to support the four big moves of Connect Regionally, Connect all Wake County Communities, Frequent, Reliable Urban Mobility and Enhanced Access to Transit that Wake County voters approved in November 2016. The FY23 Adopted Wake Transit Work Plan includes increased bus service, continued funding for Bus Rapid Transit and additional investments in the Community Funding Area Program.

Although we are approaching nearly 3 years since the initial impact of COVID-19, we are still feeling some of the effects. Our bus driver shortage continues to be a challenge for Operations. We have had to cut service due to this shortage and we still remain fare free which lends itself to the shortage of revenue that we are experiencing. We are seeking additional revenue opportunities with hopes that our efforts will prove fruitful and help to alleviate some of the deficit that we faced in this fiscal year. Despite the challenges faced, we have continued to operate efficiently and effectively. We believe that this budget reflects our continued commitment to excellence in providing safe, reliable, and affordable transportation to the region. We look forward to working together to ensure our success.

Sandra Freeman  
CFO/Director of Administrative Services





## FY23 Budget Schedule

<b>CIP Request for Projects</b>	<b>Week of October 18, 2021</b>
<b>CIP Forms Due</b>	<b>November 15, 2021</b>
<b>Headcount templates distributed</b>	<b>Week of Decemeber 13th, 2021</b>
<b>Headcount templates returned</b>	<b>January 7, 2022 (Friday)</b>
<b>Budget kickoff</b>	<b>February 14, 2022 (Monday)</b>
<b>Departments prepare budget submissions</b>	<b>February 15th - February 28th</b>
<b>Finance staff reconvene/ Revenue Assumptions</b>	<b>February 17, 2022 (Thursday)</b>
<b>IT related items due to Majid</b>	<b>February 21, 2022 (Monday)</b>
<b>Tie off of final submissions with budget primes</b>	<b>February 23rd - 28th</b>
<b>CIP Approved</b>	<b>February 28, 2022 (Monday)</b>
<b>Operations and Finance Committee review of preliminary budget</b>	<b>April 7, 2022 (Thursday)</b>
<b>Proposed Budget distributed to Board</b>	<b>May 4, 2022 (Wednesday)</b>
<b>Operations and Finance Committee review of preliminary budget</b>	<b>May 5, 2022 (Thursday)</b>
<b>Board Budget Workshop</b>	<b>May 11, 2022 (Wednesday)</b>
<b>Budget public hearing/Board meeting</b>	<b>May 25, 2022 (Wednesday)</b>
<b>Ops and Finance final review</b>	<b>June 2, 2022 (Thursday)</b>
<b>Second reading/ordinance Adoption/ Board meeting</b>	<b>June 22, 2022 (Wednesday)</b>

## About Us

### Our regional roots

Since the North Carolina General Assembly established our agency as Research Triangle Regional Public Transportation Authority in 1989 to serve Durham, Orange and Wake counties, we have worked to connect the region. We embrace our role as the regional transportation agency by leading the effort for bus and rail improvements. Our mission—to improve our region’s quality of life by connecting people and places through safe, reliable and easy-to-use travel choices—continues to guide the agency to:

- Improve mobility in the region.
- Assure high-quality customer service.
- Encourage sound growth patterns.

### Helping county partners achieve their transit priorities

As the tax district administrator for Durham, Wake and Orange counties, GoTriangle oversees the administration of funds in the county transit plans and works with county partners to implement the region’s transit priorities. Large capital projects funded by the county transit plans include building a new state-of-the-art bus transfer facility in downtown Raleigh, developing bus rapid transit corridors and studying the feasibility of a commuter rail service that would connect West Durham to Garner or Clayton, all designed to create a seamless regional transit network.

In addition to planning, design and construction, GoTriangle provides bus and paratransit services, ride-matching, vanpools, commuter resources, trip planning and an emergency ride home program for the region, including Apex, Cary, Chapel Hill, Durham, Efland, Fuquay-Varina, Hillsborough, Mebane, Raleigh-Durham International Airport, Raleigh, Research Triangle Park, Wendell, Wake Forest and Zebulon. GoTriangle also provides transit information for all providers in the region through the Regional Transit Information Center in Durham, [gotriangle.org](http://gotriangle.org) and real-time bus arrival information.

### Our family

GoTriangle has only about 240 employees, but our work with our partners to better connect the region extends far. Our team collaborates with partners in Wake, Durham and Orange counties on transit planning and service, joint projects, communications, safety, customer service and more, building new partnerships as needs arise in the Triangle.

The GoTriangle family of employees is as diverse as the people we serve. We are an equal opportunity employer, offering opportunities for all. As of June 30, 2022, GoTriangle’s workforce comprised 59.3 percent minority managers and 53.1 percent female managers. Full-time employees enjoy a generous benefits package that includes medical, dental, vision and life insurance and paid leave programs. GoTriangle contributes to employees’ retirement through a 401(a) plan and offers tuition assistance and continuing education training.

### Benefits grow while premiums stay low

In FY2022, we successfully negotiated a flat benefits renewal, which meant no increase in premiums for the agency and its staff. Talent Services led the successful transition of the 401a, 457b and 457Roth Retirement Plans to VOYA, resulting in 60 percent reduction in retirement fees paid by employees along with access to additional resources and capabilities. We believe in investing in our employees’

development and professional growth, which is reflected in our enhanced tuition reimbursement policy and the successful launch of two leadership development programs: LEAD and Academy. We updated our sick and vacation leave policies to strengthen compliance and sustainability.

## **Governance**

GoTriangle is governed by a 13-member Board of Trustees, which by law is authorized to make decisions and enact policy for the agency. The region's principal municipalities and counties appoint 10 voting members to staggered four-year terms. The North Carolina Secretary of Transportation appoints three ex-officio nonvoting members. Each year, voting members elect a chair, vice-chair, secretary and treasurer. Board members stay informed of issues. Members discuss and make recommendations on agenda items to the full board through three committees: Operations & Finance, Planning & Legislative and Personnel.

## **Funding**

Primary funding for GoTriangle in FY2022 came from vehicle registration fees, a 5 percent rental vehicle tax, a half-cent sales tax dedicated for transit in Durham, Orange and Wake counties and federal and state resources. Like other local transit agencies, GoTriangle suspended fares in March 2020 due to the COVID-19 pandemic, seeking to ease financial burdens for the frontline workers and community members who were relying on transit to get to critical jobs or obtain food or health care. The fare suspension continued throughout FY2022 and will continue through FY2023.

## **Operations**

In fiscal year 2022, GoTriangle passengers took 1,427,171 trips on bus service and 35,367 trips on ACCESS, our regional paratransit service. GoTriangle operates seven days a week with 78 buses, 13 regional routes, six weekday express routes and a public demand-response system serving Research Triangle Park and surrounding areas. The regional paratransit program has 29 vehicles, and the vanpool service is provided through a contract with Enterprise.

During fiscal year 2022, GoTriangle operated:

- Regional Routes 100, 300, 305, 310, 400, 405, 420, 700, 800, 805 and an RDU Shuttle to the Raleigh-Durham International Airport.
- Express Routes CRX, DRX, ODX, FRX, WRX, ZWX.

Three regional routes (105, 301, 311) and one express route (NRX) were suspended during the entire fiscal year due to operator shortages.

## **New bus purchases**

In accordance with GoTriangle's State of Good Repair and Transit Asset Management Plan, the authority has implemented a level-buying program of about six buses each fiscal year to reduce the fleet's average age and allow the agency to budget effectively for future bus purchases. In April 2022, GoTriangle received six new buses and planned to retire six older buses that had exceeded their useful lives. GoTriangle also has completed a contract to repower 30 buses, extending the lives of these buses by at least four years.

## **Responding to the COVID-19 Pandemic: Resilience and creativity**

For many people and organizations, the COVID-19 pandemic has created daily struggles, and transit agencies and their employees have not been spared from those challenges. In fiscal year 2022, GoTriangle faced shortages of operators and maintenance staff, scarcity of diesel and replacement parts, rising inflation and more. But we responded with resolve, creating a new career pathway to becoming a bus operator for those without a Commercial Driver's License and finding new places to recruit those who possess CDLs.

In FY2022, GoTriangle, in partnership with GoDurham, began recruiting for operators at Durham Station. We set up an office for recruitment adjacent to the station. During the fiscal year, GoTriangle also continued to advance its transit operations technologies by phasing in a new Computer Aided Dispatch Automatic Vehicle Locator System and other high-tech modules. The integration of these new technologies over the next couple of years will allow for early maintenance alerts on buses and better cost estimates, real-time reports of fixed-route buses and paratransit vehicles, improved trip planning for our passengers, operational and administrative efficiencies across the agency and digital tracking of building assets and bus stops and more.

GoTriangle continued to examine our compensation structure to better align it with marketplace realities. We kept our sights firmly on safety, bringing home our first North Carolina Department of Labor gold award for maintaining a safe and healthy workplace.

As times got tough, GoTriangle employees stayed true to our mission of improving our region's quality of life by connecting people and places through safe, reliable and easy-to-use travel choices. We continued to collaborate with partners on transit projects to strengthen and expand our regional transit network. These projects ranged from making bus stop improvements to starting work on Raleigh Union Station Bus Facility to connect to a multi-modal transit hub in downtown Raleigh. We studied the feasibility of a commuter rail as a transit spine to connect the region, and we identified the best location to relocate our Regional Transit Center to connect with multiple transit modes. All the while, we continued to seek public opinion to define and direct our work to best serve the community.

## **Maintaining a safe and healthy workplace**

On June 3, N.C. Department of Labor Commissioner Josh Dobson presented GoTriangle with a Gold Award at the agency's Safety Awards Banquet in Raleigh. The award recognizes GoTriangle and our employees for maintaining a safe and healthy workplace. The Gold Award is GoTriangle's first – we already have six Silver NCDOL Safety Awards – and is based on GoTriangle's low rate of job absences, restricted activities or job transfers related to on-the-job injuries. Administered through the NCDOL's Occupational Safety and Health Division's Education, Training and Technical Assistance Bureau, the Safety Awards Program recognizes private and public firms that maintain good safety records. The program is designed to promote accident prevention and safety in the workplace.

## **Armed Security Services**

GoTriangle contracted with Eagle Eye Security in FY2022 to bolster our security at our Bus Operations and Maintenance Facility in Morrisville, our Regional Transit Center in Durham and at our Plaza Building Headquarters in Durham. The contract requires an armed security guard to be highly visible at all times on Go Triangle's properties. The guard is responsible for maintaining safety, security, law and order of waiting passengers and resolving issues on buses and at the ticket trailer when requested or if

inappropriate actions are observed. By making hourly rounds, the guard logs and reports incidents and accidents to deter theft, altercations and trespassing.

### **Regional customer service for all transit**

The Regional Transit Information Center provides a single source of information about public transit options throughout the Triangle by allowing customers to make one call to 919-485-RIDE (7433).

GoTriangle staffs the center through a cooperative agreement with its partners GoRaleigh, GoDurham, GoCary and the Town of Chapel Hill. Although all partners do not share the same fiscal year reporting periods, GoTriangle estimates the Regional Transit Information Center created about 147,000 customer tickets and received more than 417,000 calls during fiscal year 2022.

### **Sustainable Travel Services**

GoTriangle's Sustainable Travel Services Department works directly with employers, universities and commuters to help them access transportation that lowers their carbon footprint and improves their quality of life. When bus service is not available, the department works to connect residents to carpools and vanpools and promotes biking, walking and teleworking as well as hybrid work policies. The department's work is mainly funded through a grant administered by Triangle J Council of Governments.

In fiscal year 2022, Sustainable Travel Services was awarded a Triangle Transportation Choices Grant to improve air quality and reduce congestion as well as a NCDOT Advanced Technology grant to manage the statewide carpool-matching software, Share the Ride NC.

### **GoDurham Transit Management**

GoTriangle provides operations oversight, daily management and planning for GoDurham. The final approval of all major service changes, operating budget and major policy decisions rests with Durham City Council.

In fiscal year 2022, more than 15,000 residents relied daily on GoDurham and its paratransit program, GoDurham ACCESS, to transport them safely to work, medical appointments, shopping, education and more. Throughout the COVID-19 pandemic, GoDurham and GoDurham ACCESS kept Durham moving and provided more than 4.8 million trips in fiscal year 2022. GoDurham ACCESS transports clients to any location within the City of Durham, and in fiscal year 2022, the paratransit service provided more than 118,000 trips.

The City of Durham is preparing to start the design of improvements to Durham Station that will add bus bays, increase overhead shelter and enhance passenger experience.

### **Building a regional network**

GoTriangle and partners are working to connect the region through transit projects that advance equity and opportunity, ease congestion and promote clean air. GoTriangle is the sponsor of a feasibility study evaluating the potential for new commuter rail service in the North Carolina Railroad Company corridor in Durham, Wake and Johnston counties. The new commuter rail project could connect riders with key destinations such as downtown Raleigh, N.C. State University, Cary, Morrisville, Research Triangle Park and the Raleigh-Durham International Airport.

In FY2022, GoTriangle proceeded with the technical work required as part of Phase 2 of the comprehensive evaluation of the Greater Triangle Commuter Rail Feasibility Study. Key activities included the completion of the affordable housing report, land use analysis, travel market analysis, regional economic impact analysis, , the ridership analysis, continued coordination with project partners, the corridor screening technical analysis, preliminary design concepts for downtown Cary and Durham, and the accessibility and rolling stock technical analysis. Engagement activities also were conducted throughout the region.

### **Raleigh Union Station Bus Facility**

The Raleigh Union Station Bus Facility project kicked off after GoTriangle won a \$20 million federal BUILD grant in 2018 to help construct a unique bus transfer facility that will connect to the new downtown Raleigh Union Station. Nicknamed RUS Bus, the project includes publicly funded design and construction of an off-street bus facility on the ground floor of a private mixed-use development adjacent to Raleigh Union Station.

The project will weave together the bus facility with residential, hospitality and retail spaces in one central and vibrant hub. Remediation, demolition and site preparation began in the spring of 2022. Groundbreaking and initial construction are scheduled for the spring of 2023. Slated for completion in mid-2025, RUS Bus – through its proximity to the existing Raleigh Union Station – will provide the community with seamless connections between multiple modes of transportation, including Amtrak, the proposed Greater Triangle Commuter Rail, Bus Rapid Transit projects and local bus service. The facility will also be bike- and pedestrian-friendly.

### **Durham County Transit Plan Update**

In FY2022, Durham County continued a planning process to update its county transit plan to identify new priorities for transit plan investments through the year 2040. The plan is being developed in coordination with GoTriangle, the City of Durham, the Durham Chapel Hill Carrboro Metropolitan Planning Organization and the Triangle J Council of Governments. Updates to the plan will continue into FY2023 and include extensive community engagement.

### **Regional Transit Center relocation**

Following the completion of the feasibility study in FY2022, GoTriangle prepared initial environmental documentation, continued coordination with regional partners and submitted applications to secure federal funding to match committed local funds. Next steps in FY2023 include completing environmental review, acquiring land and undertaking design and permitting. Construction is expected to follow in subsequent years.

### **Regional Fleet and Facilities Study**

In FY2022 GoTriangle advanced a multi-faceted study to identify fleet maintenance facility needs, establish low- or no-emissions fleet composition goals – including charging or fueling infrastructure – and evaluate opportunities for regional cooperation. To date, the study has produced a design for expanding and renovating the Nelson Road Bus Operations and Maintenance Facility. A parallel effort is underway for GoDurham, including the evaluation of paratransit maintenance facility needs for both GoTriangle Access and GoDurham Access. The study will produce an inventory of capital projects and cost estimates that will be programmed into transit plans future year budgets to ensure that adequate

facilities are in place to support the existing and planned service expansions funded by the county transit plans.

### **Capital Improvements**

GoTriangle continued to improve bus stops in Durham with the goal of all stops meeting the Americans with Disabilities Act accessibility requirements and featuring amenities when warranted. In FY2022, improvements at 13 bus stops were completed. In addition, about 60 stops were under construction or in the design-, permitting- or right-of-way-acquisition phase. Seventy-five stops have been prioritized for design to begin in FY2023.

With Durham County Transit Plan funding, the City of Durham led the following improvements in FY2022.

- GoDurham selected Avail Technologies as the vendor for its Computer Aided Dispatch Automatic Vehicle Locator System.
- Consultants submitted planning recommendations and draft conceptual designs for the Fayetteville Street and Holloway Street Transit Emphasis Corridors. Planning recommendations also were submitted to the city for the Holloway Street Transit Emphasis Corridor.
- The Raynor Street Sidewalk Project – which will improve access to the Village Transit Center – has moved into right-of-way acquisition. Transit plan funds are providing the local match for this federally funded project.
- An Alternatives Analysis report for three locations for the Village Transit Center was developed.
- The Bus Speed and Reliability work continued with preliminary designs finalized for quick-build locations to speed up buses throughout the transit system, and a Traffic Signal Priority study with recommendations was completed. Consultants provided potential scenarios to address bus speeds around Durham Station, including downtown locations for transit-priority lanes.
- The Access to Transit Plan was finalized with recommendations on locations to make streets and sidewalks safer for transit throughout the GoDurham system. Locations on Route 9 were submitted for federal funding. Consultants are drafting designs for portions of the Horton Road Sidewalk project.
- Service was reduced in FY2022 due to an ongoing driver shortage.

The Senior Shuttle added two new stops and now provides services to seven facilities. Nearly 2,000 trips have been provided to date.

### **Durham Operating Projects**

Funding from Durham County in FY2022 continued to provide for previously implemented service improvements throughout the GoTriangle and GoDurham systems. The GoDurham system as a whole increased Sunday and New Year's Eve spans of service. Night and weekend service grew more frequent for GoDurham Routes 1, 2, 4, 8 and 10. Additionally, funding was provided to sustain recently created Routes 5K, 12B and 20.

New alternative transportation services also were expanded and created with FY2022 funding. The GoDurham Senior Shuttle was doubled in service to provide food access for five more senior living complexes in Durham. And FY2022 funding helped create the new GoDurham Connect Pilot, which provides on-demand transportation for the residents of East Durham communities.

For GoTriangle, FY2022 funding helped sustain weekday and weekend span and frequency improvements to Route 400, 700 and 800. That funding also provided additional trips on Routes 405 and DRX and the creation of Route ODX.

## **Orange County Transit Plan Update**

In FY2022, Orange County continued a planning process to update its county transit plan to identify new priorities for transit plan investments through the year 2040. The plan is being developed in coordination with transit providers, including GoTriangle, the Durham-Chapel Hill-Carrboro Metropolitan Planning Organization, the Triangle J Council of Governments and municipalities. Updates to the plan will continue into early FY2023 and will include extensive community engagement efforts.

### **Regional Transit Center Relocation**

Following the completion of the feasibility study in FY2022, GoTriangle prepared initial environmental documentation, continued coordination with regional partners and submitted applications to secure federal funding to match committed local funds. Next steps in FY2023 include completing environmental review, acquiring land and undertaking design and permitting. Construction is expected to follow in subsequent years.

### **Regional Fleet and Facilities Study**

In FY2022 GoTriangle advanced a multi-faceted study to identify fleet maintenance facility needs, establish low- or no-emissions fleet composition goals – including charging or fueling infrastructure – and evaluate opportunities for regional cooperation. To date, the study has produced a design for expanding and renovating the Nelson Road Bus Operations and Maintenance Facility. A parallel effort is underway for GoDurham, including the evaluation of paratransit maintenance facility needs for both GoTriangle Access and GoDurham Access. The study will produce an inventory of capital projects and cost estimates that will be programmed into transit plans future year budgets to ensure that adequate facilities are in place to support the existing and planned service expansions funded by the county transit plans.

### **Orange Operating Projects and Capital Improvements**

FY2022 funding from Orange County maintained existing service improvements on multiple GoTriangle routes. Routes 400 and 800 weekend span and frequency improvements were maintained. Additional trips on Routes 405 and CRX were also maintained. Lastly, FY2022 funding sustained the creation of Route ODX.

### **Chapel Hill Transit**

In FY2022, Chapel Hill Transit continued to operate weekday and weekend services funded by the Orange County Transit Plan. Due to local operator shortages, no new services were implemented during this year.

The North-South Bus Rapid Transit project, an 8.2-mile project extending from Chapel Hill Eubanks park-and-ride lot to the Southern Village park-and-ride lot, continued with 30 percent design and environmental evaluation.



Chapel Hill Transit also received three Gillig electric buses in November 2021. One additional Gillig electric bus is scheduled for delivery in late 2022 and six more in 2023.

### **Hillsborough Train Station**

NCDOT Rail, GoTriangle and the Town of Hillsborough, in February 2021, executed a three-party funding agreement for the future train station in Hillsborough. The town issued a request for qualifications for design/engineering in August 2021 and signed a contract with a design team in May 2022. Design and permitting are expected to take at least two years. The scope of work includes comprehensive design of the station building, parking lot, site improvements for entering and exiting, as well as stormwater and utility improvements to the site from Orange Grove Extension, a local road to which the train station driveway will connect. The scope also includes a feasibility analysis for a pedestrian connection from downtown to the station site. The funding agreement allows seven years for project completion.

## **Wake County Transit Plan Update**

The Wake Transit Plan is a taxpayer-supported investment voters approved in 2016 to optimize public transportation in Wake County. The plan's objective is to maximize connectivity between all local communities and the Greater Triangle Region.

The original Wake Transit Plan extended to the horizon year of 2017. However, in April 2021, the governing boards of the lead agencies that direct the activities of Wake Transit – GoTriangle and the NC Capital Area Metropolitan Planning Organization – adopted an updated Wake Transit Plan covering fiscal years 2021 through 2030.

To fulfill this long-term vision, Wake Transit officials worked collaboratively to develop a Work Plan and corresponding budget for the upcoming fiscal year (July 1-June 30). The Work Plan guides Wake Transit's incremental approach to appropriating funding for service investments and capital projects designed to optimize the public transportation network and infrastructure. Here is a brief look at many of the key investments supported by the Wake Transit Work Plan during FY2022. These highlights also include some details of what is budgeted in FY2023.

### **Bus Rapid Transit**

The Wake Transit Work Plan includes developing four Bus Rapid Transit corridors that will include about 20 miles of transit lanes. Typical BRT features include dedicated lanes, frequent service, traffic signal priority, specialized (larger-capacity) vehicles, off-board fare collection, elevated platforms and enhanced stations. Adding BRT to Wake County's existing public transportation network will allow it to better meet transit demands, take more cars off the road and get riders where they need to go faster. The City of Raleigh is the project sponsor for Wake BRT. The four corridors and FY2022 progress include:

- **Wake BRT: New Bern Avenue Corridor:** Advanced to 90 percent design; plans submitted to the N.C. Department of Transportation. Continuing collaboration with the Federal Transit Administration and the Project Management Oversight Consultant on the Small Starts Risk and Readiness process.
- **Wake BRT: Western Boulevard Corridor:** Advanced to 10 percent design. Project coordination continued with the Town of Cary on design, standards and branding.

- **Wake BRT: Southern Corridor:** Accepted into the Federal Transit Administration Small Starts process and reached 5 percent internal preliminary design. Project coordination continued with the Town of Garner on design, standards and branding.
- **Wake BRT: Northern Corridor:** Initiated Major Investment Study with internal team meetings, and project kickoff. Stakeholder coordination on the corridor is anticipated to start during the first half of FY2023.

### **Wake Transit Performance Tracker**

The Wake Transit Performance Tracker was officially launched during FY2022 Quarter 1. The tracker can be viewed by visiting the following link: <https://waketranstitracker.com/>

### **Wake Operating Projects**

#### **Bus Operations**

On the bus operations front, GoRaleigh, GoCary and GoTriangle continued to provide new and enhanced services authorized for funding through the current and previously adopted Wake Transit Work Plans. Bus operations continued with GoTriangle, GoRaleigh and GoCary, despite the agencies experiencing impacts of the COVID-19 pandemic including a driver shortage, service adjustments and the suspension of fare collections. The Town of Wake Forest secured Community Funding Area Program funds to continue service on its Loop B. GoWake Access service provided 12,706 trips.

GoTriangle continued to serve as the project sponsor for the Wake Transit Bus Plan Update. The project team participated in bi-weekly project management meetings with the consulting team, while the technical and stakeholder teams met virtually and discussed progress on tasks including route performance evaluation, microtransit policy guidance and access to transit gap analysis. Also discussed at the meetings were the second phase of outreach and short-range transit plan development. The Bus Plan public comment period, April 29 through May 29, resulted in more than 1,000 completed survey responses from community members.

The Northeastern Microtransit Planning study continued, and contracts with Uber and Kramden were finalized. Additionally, the Wake County Northeastern Microtransit planning study project was finalized with the service launching in March. Early results indicate the service is averaging 100 trips per week.

### **Wake Capital Improvements**

#### **Bus Acquisition**

GoTriangle repowered three buses. The City of Raleigh placed purchase orders for four paratransit vehicles included in the adopted FY 2022 Wake Transit Work Plan.

#### **Bus Infrastructure**

The Town of Cary completed an equity analysis for the GoCary Regional Operations and Maintenance Facility. It is anticipated that the project feasibility study will be completed during the first quarter of FY2023. Schematic design is underway and is expected to continue through the second quarter of FY2023.

GoTriangle finalized the design, bid documents and awarded a contract for the paratransit office upgrade at its Plaza Building headquarters. By the end of fiscal year 2022, GoTriangle had completed about 80 percent of construction-related tasks for the paratransit office up-fit project.

GoTriangle and North Carolina Department of Transportation continued to collaborate on Bus on Shoulder improvements on Interstate 540. Highway signs were fabricated, and GoTriangle received a bid from the Highway Traffic Control to install the signs, which were installed in early 2022. GoTriangle and NCDOT approved the work and completed payment to the contractor who installed the signs.

Planning continued for improvements to numerous bus stops, transfer stations and park-and-ride locations. The City of Raleigh began upgrades to its Poole Road park-and-ride facility, which are expected to be finished in early FY2023. Upon completion, the facility is expected to include 230 parking spaces representing more than a 50 percent increase over the project's original scope.

### **Community Funding Areas**

The Community Funding Area Program uses Wake Transit revenues to support the development of local, community-oriented transit services. The program continued funding awards to support the design and installation of up to 40 bus stops for GoApex Route 1, a new local route expected to begin operations during the first quarter of FY2023.

In addition, the program continued funding the design and construction of bus stops at multiple locations to support the Town of Morrisville's node-based, on-demand "Smart Shuttle" service, which began operations in the second quarter of FY2022. Also, new CFA funding was appropriated to the Town of Knightdale to enhance the transit element of its comprehensive transportation plan. The Research Triangle Foundation also received funds for enhancements to its mobility hub. The Town of Wake Forest and the City of Raleigh continued to operate the Wake Forest reverse Loop B.

## SEASONED BUS OPERATOR'S NEW CAREER TURN INTO TEACHING IS A 'FUN RIDE'



When Tamika Wilson talks, it's easy to see how she manages to do the seemingly impossible – teach people who have never driven 40-foot vehicles how to safely navigate on public streets.

Unassuming, laid-back and friendly, Wilson explains her technique for training GoTriangle's bus operators. "It's all about having patience," she says. "You've got to have tons and tons of patience when you're dealing with people who have never driven a 40-foot bus before. It's just one step at a time."

She admits to occasionally feeling nervous, an emotion she says she keeps under tight control. "You can't really be nervous and make students nervous," she says. "So you just go with the flow of things and have them start out taking their time and eventually get them comfortable with handling the vehicle. Then, it's smooth sailing from there, once they establish their comfort level."

Wilson became a GoTriangle Training Specialist in January after driving buses for GoTriangle for the past almost 14 years and rising through the ranks to become a Bus Operator III, our most experienced drivers.

She says she has always enjoyed teaching as a bus operator even before she officially signed on to teach. GoTriangle's tradition of letting trainees ride along with senior operators gave her a taste for passing along her knowledge.

"Before I joined the training team, operators would have trainees ride along with us sometimes," she says. "It was fun to teach them the routes, helping them out, helping them along the way. So I've been wanting to do some time of training work for quite some time." To become a training instructor, takes dedication, punctuality and genuine care for co-workers, says Jimmy Price, GoTriangle's Manager of Safety, Security, and Training. "Tamika has those qualities," he says. "Every morning for 13 years, she arrived to work 30 minutes before report time and always provided positive feedback on trainee's evaluation forms. She's been a great asset to the team. The training team is fortunate to have her."

Born in Raleigh, Wilson spent her early years of childhood in Hawaii, where her father, a military veteran, was posted. She began her early schooling in Hawaii and finished the rest of her education in Raleigh, graduating from Sanderson High School. After graduation, she drove taxis before earning a certified driver's license through the Wake County Public School System and driving its school buses. In 2008, she joined GoTriangle, motivated to make the switch from driving school children to transporting the public because public transit offered the opportunity to explore new places.

"I wanted to drive further," she says. "I chose GoTriangle because it was regional and not just driving in the same city. I wanted to experience driving to different cities."

Now that she's made the leap into teaching, she says she's enjoying it.

"It's a fun ride so far," she says, adding that she believes in learning constantly. "Transit is the kind of profession where you never stop learning," she says. "You have to keep your mind open to learn new things because things change all the time. You have to be willing to adapt and continue to learn. So that's one mindset over the years that I've had – that I have not mastered my craft. There's always room to learn more."

When she's not at work, Wilson enjoys doing volunteer work through the Changin Lanez Dodge car club, where she is president of the RDU Chapter. From packing and delivering packages to homeless shelters to serving breakfast to those in need on Saturday mornings, she stays busy in her free time.

"It's all about a community feel," she says of the club. "Part of our criteria in recruiting people is that everybody has to put on their own community event, come up with something to do. So that kind of keeps the community spirit flowing."

Whether GoTriangle team members are operating a bus, training operators, working on carburetors or computers or getting the word out about all of the benefits of transit, each person plays a critical role in how well we serve our community. Join Wilson at GoTriangle with a career that works for you. Learn more at [gotriangle.org/careers](https://gotriangle.org/careers).

## GOLDEN MODES DRAWS BIG NAMES TO SHED NEW LIGHT ON SUSTAINABILITY



Climate change hurts everyone but disproportionately harms racial and ethnic minority communities – those with the fewest resources to adapt and access sustainable solutions. Together with partners, GoTriangle is working to combat the impacts of climate change by offering travel choices that reduce greenhouse gases, and you’re invited to learn more at our virtual event “Golden Modes: Transportation and the Equitable Economy,” at 2 p.m. on June 14.

The event highlights the collective work of GoTriangle’s Transportation Demand Management programing with our partners in the region and offers new insights on how transit can build a more sustainable future for our region. Learn from key elected officials and others how environmentally friendly travel modes can attract more jobs and businesses to the Triangle and promote equity:

- Gov. Roy Cooper will proclaim June 12-18, 2022, as North Carolina’s Transportation Choice Awareness and Recognition Week in an effort to promote public health, health equity and fair treatment in transit decision-making. In recorded comments, he will detail how reducing greenhouse gas emissions and increasing resilience to climate change strengthens and diversifies North Carolina’s economy.
- N.C. Department of Transportation Deputy Secretary for Multimodal Transportation Julie White will discuss how transportation choices impact the financial sustainability of the area’s poorest households and attract and retain major employers in the Triangle in her recorded keynote speech.
- Raleigh City Councilman Jonathan Melton will discuss how future transportation plans are required to increase equity in our communities.
- Commuters and GoTriangle staff will highlight existing travel options that have resulted in the dramatic reduction of greenhouse gases by employees across the Triangle.

Golden Modes ceremony to showcase gold, silver and bronze achievers GoTriangle will recognize individuals who have reduced greenhouse gases by using transit, carpool, vanpool, biking, walking or teleworking in their commutes through the GoPerks incentive program. Find out whose feet are golden! Reserve your place now for this free event with this link (<https://bit.ly/39kDjnr>).

## GOTRIANGLE TEAMWORK AND TRAINING CREATES NEW PATHS TO A BUS OPERATOR CAREER

The old adage that necessity is the mother of invention is playing out in real time as GoTriangle works to keep services flowing amid a severe national bus driver shortage. But Necessity would get nowhere without its children, Teamwork and Creativity, tackling the tasks at hand.

As the COVID-19 pandemic led to staffing shortages in bus operators, GoTriangle staff from every department banded together to create and carry out a new recruiting plan. The result is a new career pathway for people who want to become bus drivers to join the agency’s ranks. The training program allows anyone with a regular driver’s license to apply to become employees with full agency benefits while they work to acquire a Commercial Driver’s License, a requirement for large bus operators. During training for a CDL, these new employees begin to serve the public using smaller “light-transit” vehicles that carry passengers along four GoTriangle’s bus routes, ODX, 300, 305 and the RDU Shuttle. The effort is designed to attract new operators while lessening the strain on existing operators and supervisors who have been working overtime to keep service running.

To launch the program, Chief of Operations Pat Stephens counted on the support of GoTriangle staff from a range of departments who met remotely each week to overcome issues as they arose. They adjusted transit routes and operator assignments, and planned advertising and social media campaigns to alert the public that service would be arriving in smaller vehicles. They tackled problems that included finding vehicles and retrofitting them with new signage. They forged ahead promoting the new bus operator pathway at job fairs and planned for recruiting at a new employment center that GoTriangle in April was beginning to set up close to Durham Station, a transit hub in Durham. They came up with a campaign slogan to grab recruits’ attention and spread it far and wide: “No CDL? No problem. GoTriangle has you covered.”

“To this team, a heartfelt thanks for what has been accomplished in just a few weeks,” Stephens said to staff members during a recent meeting. We have to continue to find ways to attract new employees, especially during a time where there is a shortage of bus drivers. Our front-line operations employees –

supervisors, mechanics and operators – are the most important people in delivering quality service to our customers. We must



continue to support these individuals in the best way we can. Kudos to everyone on this call for their tremendous support. Hopefully, this works for the long term.”

Although the outcome of the program over the long term remains to be seen, a review of recent data showed that GoTriangle was hiring enough bus operators to replace those who retire or leave for other reasons. Even as GoTriangle’s goal is to recruit enough bus operators to restore routes cut due to the staffing shortage, that news was no small victory, as Database Analyst Matthew Frazier reported to the group.

“We are beating attrition,” he said. “We are in good shape to sustain our current service.”

On a more personal level, the new pathway has opened opportunities to people who had dreamed of being a bus operator and thought it impossible.

Evangeline Ingram, a former welder, Roanoke Chowan Community College teacher and factory worker, said she was looking for a career change when she saw the application.

“I got excited because it was a new opportunity, and I’m a person who likes a challenge,” she said when asked why she signed up to be in the first class of trainees. “Being a bus operator was something I really wanted to do but

never really pursued. I guess sometimes in life, you're doing something and as long as the pay is stable and you can get by, then you get in a comfort zone. But then, sometimes, you want to step out and do something different."

A mother of five, she said the safety aspect of bus driving appealed to her. "Safety is one of the things that I've always had to practice," she said. "From a mother's point of view – you know, I have five sons – with them growing up and having to drive on the highway, I've always had to explain safety to them, so a lot of this stuff really wasn't new. I guess the whole thing that excited me the most was looking at buses every day going by, and now I'm going to have the opportunity to be able to drive one myself."

Chase Rivers, who also joined GoTriangle' training program March 7, said he chose to switch career gears for his family and because he likes driving. A native of Philadelphia, Pennsylvania, Rivers first came to Durham to study theater at North Carolina Central University. While attending college and after graduating with a bachelor's degree, he worked as an actor while holding other jobs at other companies, the most recent being at Amazon and the U.S. Postal Service.

"Growing up, I fell in love with driving, because I used to Uber, and that's when I fell in love with transportation in general," he said. "I could Uber all day. I always wanted to try being a bus operator, but I honestly was intimidated by the CDL process. I prayed about this job. I felt like I got the opportunity to do it and get my CDL, so I just look at it like a win-win."

Rivers' salary was about the same at his previous job as at GoTriangle, but he did not have full benefits, he said. From Day 1 at GoTriangle, he received full benefits, which was a deciding factor in the move.

"That was very important to me – there's not much difference in pay," he said. "I'm married and I have two little girls. The insurance and benefits were very important to me, so I decided to make that switch."

And the lure of driving also drew him.

"I think it's going to be a long time that I'm going to be here just because it's so interesting," he said. "I've always wanted to do it."

## JOINT EFFORT WITH NC STATE WILL YIELD A NEW E-BUS CHARGER FOR GOTRIANGLE



Through a partnership with the FREEDM Systems Center at NC State University in Raleigh, GoTriangle expects to gain a new electric bus-charging station in three years through a U.S Department of Energy-funded project. The Future Renewable Electric Energy Delivery and Management (FREEDM) Systems Center at NC State – a leader in power electronics research –will kick off the project this summer.

“We are extremely excited to be involved with this partnership with NC State,” said Pat Stephens, GoTriangle Chief of Operations. “GoTriangle has a commitment to continue the deployment of environmentally friendly buses and reduce our reliance on fossil fuels. This is a great opportunity to move this initiative forward through research partners such as NC State.”

Phase 1 of the project will involve design, testing and assembly at the FREEDM lab on NC State’s Centennial Campus and is expected to last two years. Preparation for installation is anticipated in the third year with GoTriangle employees involved in planning and site engineering. Duke Energy will also be heavily involved in planning. GoTriangle will keep the charger after the project.

“This project would not be possible without our demonstration partners like GoTriangle,” said Ken Dulaney, Director of Industry and Innovation at FREEDM. “This technology will increase asset utilization and speed the transition to low carbon transportation for bus fleets.”

### **New e-bus charger will bring more power, smaller footprint**

Recognizing the need for higher power charging for heavy-duty electric vehicles, DOE previously funded FREEDM to build a 1-megawatt charging station for the New York Power Authority. This project for GoTriangle will result in a similar system but with lower cost, higher efficiency and a smaller footprint. The design goals include a scalable architecture to reduce the complexity of adding charging stations in the future. Other project partners in addition to GoTriangle include Danfoss located in Research Triangle Park, the NY Power Authority in New York, Commonwealth Edison Company (ComEd) in Chicago and the North Carolina Clean Energy Technology Center, also located at NC State in Raleigh.

The Clean Energy Technology Center will also gather data on installation and operating costs for other high-power chargers to inform the overall system design. NYPA, ComEd and GoTriangle will each serve as demonstration sites for the completed charger design. Look for more information in future newsletters.



## HOFFMAN & ASSOCIATES AND GOTRIANGLE BEGIN CONSTRUCTION AT RUS BUS SITE IN DOWNTOWN RALEIGH TO MAKE WAY FOR NEW TRANSPORTATION HUB

RALEIGH, NC (April 25, 2022) – Today, development partners Hoffman & Associates, a leader in mixed-use and residential development in the Mid-Atlantic and Southeast regions, and GoTriangle, the Research Triangle’s regional transit authority, announced the beginning of construction for the Raleigh Union Station Bus Facility, a multimodal transit hub in the Warehouse District of downtown Raleigh. Construction will start with site preparation including preserving a portion of the existing West Street warehouse facade which will be incorporated into the new development.

The future 500,000-square-foot, mixed-use development will be nestled between West Street and Raleigh Union Station in the Warehouse District, a popular and growing neighborhood with abundant arts and cultural offerings, nightlife and shopping. The project will weave together a new bus facility with residential, hospitality and retail spaces in one central and vibrant hub. Slated for completion in mid-2025, RUS Bus – through its proximity to the existing Raleigh Union Station – will provide the community with unparalleled access and connectivity to major transportation routes and networks both locally and regionally. The transportation facility will include off-street transit space for local and regional buses as well as pedestrian and bicycle enhancements alongside a new pedestrian bridge connecting RUS Bus to Raleigh Union Station and infrastructure to support a future Bus Rapid Transit station. “We are honored to have the opportunity to work alongside GoTriangle and continue to shape the landscape of downtown Raleigh while enhancing the area’s connectivity,” said John Florian, Hoffman & Associates’ Executive Vice President for the Southern regional office. “RUS Bus will serve as a crucial piece in downtown Raleigh’s transportation and connectivity goals alongside a thoughtfully integrated mixed-use development and community space. As Raleigh continues to see expansive growth, RUS Bus will deliver expanded services and value to the greater community.”

“We are excited to start construction on this transformational project,” said Charles E. Lattuca, GoTriangle’s President and CEO. “This unique bus transfer facility linked with Raleigh Union Station will provide critical transit connections for people across the region to get where they need to go. This project is the culmination of collaboration with federal, state, local and private partners to improve transit connectivity, and we thank them for their support.”

GoTriangle acquired the RUS Bus site – the former Dillon Supply property – in 2005 with support from a Federal Transit Administration (FTA) grant. The public component of the project, including the off-street transit facility, is funded in part by a \$20-million United States Department of Transportation (BUILD) grant as well as state and county matching funds.

“As the population of Wake County grows at a rapid clip, GoTriangle and its partners are working to advance transit options, promote housing affordability and foster economic growth,” said Wake County Commissioner and GoTriangle Board Chair Sig Hutchinson. “This public-private project tackles all three fronts. In 2025, commuters arriving at the RUS Bus Facility and Raleigh Union Station by train, bus, bike or on foot will find easy access to travel on to their destinations.”

At full build-out, RUS Bus will be home to 500,000 square feet of mixed-use space on West Street, with plans for 18,000 square-feet of retail space, 400-plus multi-family apartments and 200 hotel rooms. With 10 percent affordable residences for households at 80 percent Media Family Income across two high-rise buildings, RUS Bus will significantly increase housing options in the area. In the only high-rise residential buildings in the Warehouse District, residents will enjoy unparalleled connectivity and expansive views of Downtown Raleigh.

“RUS Bus – linked to Raleigh Union Station – will help us take a giant leap toward our vision of a regional transit network that connects people to opportunities and a choice of travel options,” Raleigh Mayor Mary-Ann Baldwin said. “Whenever we can build walkable, mixed-use communities connected to transit, everyone wins.”

Today’s announcement marks the start of Hoffman & Associates’ and GoTriangle’s innovative project. The groundbreaking is slated for spring 2023. The transit facility is slated to open in mid-2025 with the commercial development delivering in early 2026.

For more information about RUS Bus and Hoffman & Associates, please visit [rusbusnc.com/](http://rusbusnc.com/).

Media Contact:

Sofia Royce

Associate Vice President, PR, Real Estate

352.328.1489 | [sofia@thebrandguild.com](mailto:sofia@thebrandguild.com)

Scott Thomas

Executive Vice President

919.485.7413 | [stthomas@gotriangle.org](mailto:stthomas@gotriangle.org)

### **ABOUT HOFFMAN & ASSOCIATES**

Hoffman & Associates is a leader in both residential and mixed-use development in multiple markets across the Mid-Atlantic and Southeast regions. Since its founding in 1993, Hoffman & Associates has developed over 75 mixed-use, residential, office and retail projects with an unwavering commitment to sustainable and innovative development that puts community first.

Hoffman & Associates is an industry leader in creating inclusive urban communities that bring people together and enhance the way we socialize, work and live together. The company has large-scale developments throughout the Washington, D.C. metropolitan area, Raleigh, North Carolina, and Falls Church, Virginia, with a portfolio totaling \$6 billion. Hoffman & Associates is also the managing member of Hoffman-Madison Waterfront, a joint venture with Madison Marquette, which is developing The Wharf, a \$3.6 billion, 3.3-million square-foot neighborhood along Washington, D.C.'s waterfront. Other developments include Seaboard Station, West Falls, Waterfront Station II, Parcel B at Audi Field, 4600 Fairfax Drive, RUS Bus, Amaris, The Banks, The Bower, 525 Water, VIO, The Channel and Incanto. Hoffman & Associates has offices in Washington, D.C. and Raleigh, North Carolina. For more information, please visit: [www.hoffman-dev.com](http://www.hoffman-dev.com).

### **ABOUT GOTRIANGLE**

Established by the North Carolina General Assembly as the Research Triangle Regional Public Transportation Authority in 1989 to serve Durham, Orange and Wake counties, GoTriangle works to connect the region. We embrace our role as the regional transportation agency by leading the effort for bus and rail improvements. Our Strategic Plan continues to guide the agency to improve mobility in the region, assure high-quality customer service and encourage sound growth patterns. GoTriangle is governed by a 13-member board of trustees, which by law is authorized to make decisions and enact policy for the agency. The region's principal municipalities and counties appoint 10 voting members to staggered four-year terms. The North Carolina Secretary of Transportation appoints three exofficio nonvoting members. As the tax district administrator for Durham, Wake and Orange counties, GoTriangle oversees the administration of funds in the county transit plans and works with county partners to implement the region's transit priorities. For more information visit <https://gotriangle.org> and [https://gotriangle.org/sites/default/files/publications/annual\\_report\\_web.pdf](https://gotriangle.org/sites/default/files/publications/annual_report_web.pdf).

**BOARD OF TRUSTEES**



**CHAIR**  
**Sig Hutchinson**  
Wake County



**VICE CHAIR**  
**Brenda Howerton**  
Durham County



**SECRETARY**  
**Vivian A. Jones**  
Wake County



**TREASURER**  
**Renée Price**  
Orange County



**William A. Allen III**  
City of Raleigh



**Corey Branch**  
City of Raleigh



**Michael S. Fox**  
NC Board of Transportation



**Valerie Jordan**  
NC Board of Transportation



**Elaine O'Neal**  
City of Durham



**Michael Parker**  
Town of Chapel Hill



**Jennifer Robinson**  
Town of Cary



**Stefanie Williams**  
Durham City/County

## Special Tax Board

### Wake County

**Matthew (Matt) Calabria** *(appt. 2022)*  
3213 Doulton Lane  
Fuquay-Varina, NC 27526  
[matt.calabria@wakegov.com](mailto:matt.calabria@wakegov.com)  
919-856-5576 (Wake Co.)

**Susan Evans** *(appt. 2021)*  
2016 W. Sterlington Place  
Apex, NC 27502  
[Susan.Evans@wakegov.com](mailto:Susan.Evans@wakegov.com)  
919-856-5574 (Wake County)

### Durham County

**Nimasheena Burns** *(appt. 2021)*  
1725 Great Bend Drive  
Durham, NC 27704  
[nburns@dconc.gov](mailto:nburns@dconc.gov)  
984-227-9524 (mobile)

**Brenda Howerton** *(appt. 2021)*  
3325 Tarleton West  
Durham, NC 27713  
[bhowerton@dconc.gov](mailto:bhowerton@dconc.gov)  
919-599-8213 (mobile)  
984-260-5962 (work)

### Orange County

**Earl McKee** *(appt. 2019)*  
5200 Kiger Road  
Rougemont, NC 27572  
[emckee@orangecountync.gov](mailto:emckee@orangecountync.gov)  
919-732-7906 (home)  
919-812-3248 (mobile)

**Amy Fowler** *(appt. 2021)*  
102 Nuttal Place  
Chapel Hill, NC 27514  
[afowler@orangecountync.gov](mailto:afowler@orangecountync.gov)  
919-698-8168 (mobile)



## **II. BUDGET ORDINANCES**

**GOTRIANGLE  
FISCAL YEAR 2023  
BUDGET ORDINANCE**

**BE IT ORDAINED** by the Research Triangle Regional Public Transportation Authority Board of Trustees:

**Section 1.** It is estimated that the following revenues will be available in the **General Fund** for the fiscal year beginning July 1, 2022, and ending June 30, 2023:

Undesignated Fund Balance Appropriated	\$ 2,186,954
Operating Transfer from Major Transit Investment Fund	7,759,569
Vehicle Registration Tax	6,776,000
Investment Earnings	400,000
Prior Year Carryforward	3,025,966
Federal Grant Revenues	121,040
Reimbursements from other local authorities	1,595,987
Reimbursements from other local authorities – Johnston County	141,100
Indirect Cost Credits	<u>1,458,912</u>
<b>Total</b>	<b>\$ 23,465,528</b>

**Section 2.** The following amounts hereby are appropriated in the **General Fund** for the management of the Authority and its activities for the fiscal year beginning July 1, 2022, and ending June 30, 2023:

Board of Trustees	\$ 192,326
Executive Office	958,348
Communications & Public Affairs	1,038,504
Administration	497,235
Human Resources	835,599
Finance	2,007,193
EEO/DBE	171,929
Legal	953,178
Johnston County	141,049
Real Estate	336,300
Capital Development	273,635
Unemployment Claims	77,000
GoDurham	1,595,987
Plaza	332,100
Operating Transfer to Bus Fund	10,835,924
Operating Transfer to Rideshare Fund	619,895
Operating Transfer to Bus Capital Fund	1,400,281
Operating Transfer to Advanced Technology Fund	<u>1,199,045</u>
<b>Total</b>	<b>\$ 23,465,528</b>

**Section 3.** It is estimated that the following revenues will be available in the **Ridesharing Fund** for the fiscal year beginning July 1, 2022, and ending June 30, 2023:

Regional TDM grant	\$ 706,362
Reimbursements from other local authorities	966,479
Transfer from General Fund	<u>619,896</u>
<b>Total</b>	<b>\$ 2,292,737</b>

**Section 4.** The following amounts hereby are appropriated in the **Ridesharing Fund** for the fiscal year beginning July 1, 2022, and ending June 30, 2023:

Regional Services	\$ 164,936
Regional Services - Planning	304,548
Sustainable Travel Services	760,352
Regional Call Center	<u>1,062,901</u>
<b>Total</b>	<b>\$ 2,292,737</b>

**Section 5.** It is estimated that the following revenues will be available in the **Regional Bus Service Fund** for the fiscal year beginning July 1, 2022, and ending June 30, 2023:


NCDOT Grant Revenue	\$ 2,800,000
Federal Grant Revenue	1,600,000
Transit Service Revenue	7,115,768
Transit Service Revenue – Paratransit	544,881
Bus accident reimbursement	40,000
Paratransit Service Revenue	405,000
Operating Transfer from General Fund	<u>10,835,924</u>
<b>Total</b>	<b>\$ 23,341,573</b>

**Section 6.** The following amounts hereby are appropriated in the **Regional Bus Service Fund** for the fiscal year beginning July 1, 2022, and ending June 30, 2023:

Bus supervision	\$ 2,737,101
Bus operations	11,317,706
Bus maintenance	5,650,612
Vanpool	257,490
Paratransit services	<u>3,378,664</u>
<b>Total</b>	<b>\$ 23,341,573</b>

**Section 7.** Copies of this Budget Ordinance shall be furnished to the Clerk to the Board of Trustees and to the Budget Officer of this Authority to be kept on file for their direction in the disbursement of funds.

**ADOPTED THIS THE 22<sup>ND</sup> DAY OF JUNE 2022.**

  
\_\_\_\_\_  
Sig Hutchinson, Board of Trustees Chair

**ATTEST:**

  
\_\_\_\_\_  
Michelle C. Dawson, Clerk to the Board



**GOTRIANGLE  
FISCAL YEAR 2023  
MAJOR CAPITAL PROJECT FUND BUDGET ORDINANCE**

**BE IT ORDAINED** by the Research Triangle Regional Public Transportation Authority Board of Trustees:

**Section 1.** It is estimated that the following revenues will be available in the **Major Capital Project Fund** for the fiscal year beginning July 1, 2022, and ending June 30, 2023:


Rental income	\$ 100,000
Operating Transfer from Major Transit Investment Fund	<u>414,000</u>
<b>Total</b>	<b>\$ 514,000</b>

**Section 2.** The following amounts hereby are appropriated in the **Major Capital Project Fund** for the fiscal year beginning July 1, 2022, and ending June 30, 2023:

Other Capital Expenses	\$ <u>514,000</u>
<b>Total</b>	<b>\$ 514,000</b>

**Section 3.** Copies of this Budget Ordinance shall be furnished to the Clerk to the Board of Trustees and to the Budget Officer of this Authority to be kept on file for their direction in the disbursement of funds.

**ADOPTED THIS THE 22<sup>ND</sup> DAY OF JUNE 2022.**

  
 \_\_\_\_\_  
 Sig Hutchinson, Board of Trustees Chair

**ATTEST:**

  
 \_\_\_\_\_  
 Michelle C. Dawson, Clerk to the Board

**GOTRIANGLE  
FISCAL YEAR 2023  
REGIONAL BUS CAPITAL PROJECT FUND BUDGET ORDINANCE**

**BE IT ORDAINED** by the Research Triangle Regional Public Transportation Authority Board of Trustees:

**Section 1.** It is estimated that the following revenues will be available in the **Regional Bus Capital Project Fund** for the fiscal year beginning July 1, 2022, and ending June 30, 2023:

Federal Transit Administration	\$ 12,963,504
Reimbursements from Others	8,924,276
Operating Transfer from General Fund	<u>1,400,281</u>
<b>Total</b>	<b>\$ 23,288,061</b>

**Section 2.** The following amounts hereby are appropriated in the **Regional Bus Capital Project Fund** for the fiscal year beginning July 1, 2022, and ending June 30, 2023:

Capital Outlay	\$ <u>23,288,061</u>
<b>Total</b>	<b>\$ 23,288,061</b>

**Section 3.** Copies of this Budget Ordinance shall be furnished to the Clerk to the Board of Trustees and to the Budget Officer of this Authority to be kept on file for their direction in the disbursement of funds.

**ADOPTED THIS THE 22<sup>ND</sup> DAY OF JUNE 2022.**

  
\_\_\_\_\_  
Sig Hutchinson, Board of Trustees Chair

**ATTEST:**

  
\_\_\_\_\_  
Michelle C. Dawson, Clerk to the Board

**GOTRIANGLE  
FISCAL YEAR 2023  
ADVANCED TECHNOLOGY PROJECT FUND BUDGET ORDINANCE**

**BE IT ORDAINED** by the Research Triangle Regional Public Transportation Authority Board of Trustees:

**Section 1.** It is estimated that the following revenues will be available in the **Advanced Technology Project Fund** for the fiscal year beginning July 1, 2022, and ending June 30, 2023:


NC Department of Transportation	\$ 43,840
Reimbursements from Others	1,348,214
Operating Transfer from General Fund	<u>1,199,045</u>
<b>Total</b>	<b>\$ 2,591,099</b>

**Section 2.** The following amounts hereby are appropriated in the **Advanced Technology Project Fund** for the fiscal year beginning July 1, 2022, and ending June 30, 2023:

Capital Outlay	\$ <u>2,591,099</u>
<b>Total</b>	<b>\$ 2,591,099</b>

**Section 3.** Copies of this Budget Ordinance shall be furnished to the Clerk to the Board of Trustees and to the Budget Officer of this Authority to be kept on file for their direction in the disbursement of funds.

**ADOPTED THIS THE 22<sup>ND</sup> DAY OF JUNE 2022.**

  
 \_\_\_\_\_  
 Sig Hutchinson, Board of Trustees Chair

**ATTEST:**

  
 \_\_\_\_\_  
 Michelle C. Dawson, Clerk to the Board

**GOTRIANGLE  
FISCAL YEAR 2023  
MAJOR TRANSIT INVESTMENT FUND BUDGET ORDINANCE**

**BE IT ORDAINED** by the Research Triangle Regional Public Transportation Authority Board of Trustees:

**Section 1.** It is estimated that the following revenues will be available in the **Major Transit Investment Fund** for the fiscal year beginning July 1, 2022, and ending June 30, 2023:


Vehicle Rental Tax	\$ 5,588,235
Investment Earnings	745,000
Undesignated Fund Balance Appropriated	<u>1,840,334</u>
<b>Total</b>	<b>\$ 8,173,569</b>

**Section 2.** The following amounts hereby are appropriated in the **Major Transit Investment Fund** for the fiscal year beginning July 1, 2022, and ending June 30, 2023:


Operating Transfer to General Fund	\$ 7,759,569
Operating Transfer to Major Capital Project Fund	<u>414,000</u>
<b>Total</b>	<b>\$ 8,173,569</b>

**Section 3.** Copies of this Budget Ordinance shall be furnished to the Clerk to the Board of Trustees and to the Budget Officer of this Authority to be kept on file for their direction in the disbursement of funds.

**ADOPTED THIS THE 22<sup>ND</sup> DAY OF JUNE 2022.**

  
\_\_\_\_\_  
Sig Hutchinson, Board of Trustees Chair

**ATTEST:**

  
\_\_\_\_\_  
Michelle C. Dawson, Clerk to the Board

**GOTRIANGLE  
FISCAL YEAR 2023  
TRIANGLE TAX DISTRICT – DURHAM OPERATING FUND  
BUDGET ORDINANCE**

**BE IT ORDAINED** by the Research Triangle Regional Public Transportation Authority Board of Trustees:

**Section 1.** It is estimated that the following revenues will be available in the **Triangle Tax District Durham Operating Fund** for the fiscal year beginning July 1, 2022, and ending June 30, 2023:

Article 43 ½ Cent Sales Tax	\$ 8,226,711
Vehicle Rental Tax	1,201,500
\$7 County Vehicle Registration Tax	1,737,085
\$3 Vehicle Registr Transfer from Dur/Orange Special Tax District	<u>744,444</u>
<b>Total</b>	<b>\$ 11,909,740</b>

**Section 2.** The following amounts hereby are appropriated in the **Triangle Tax District Durham Operating Fund** for the fiscal year beginning July 1, 2022, and ending June 30, 2023:

Tax District Administration - GoTriangle	\$ 423,675
Transit Plan Administration	0
DCHC MPO	59,600
GoTriangle	1,508,695
Durham County	211,100
Bus Operations	0
Durham County Access	201,100
GoDurham	7,523,523
GoTriangle	<u>1,982,047</u>
<b>Total</b>	<b>\$ 11,909,740</b>

**Section 3.** The FY23 Durham Transit Work Program reflects ongoing projects that remain vital to providing service to current transit customers and new projects that address immediate needs during a transition year to a new Transit Plan with updated priorities. The current project budgets identified are those that are deemed time-sensitive ongoing efforts or involve time-sensitive external grant sources as part of their overall funding mechanism. DCHC MPO, GoTriangle and Durham County will consider amendments to the FY23 Durham Transit Work Program as priorities are identified in the new Transit Plan.

**Section 4.** Copies of this Budget Ordinance shall be furnished to the Clerk to the Board of Trustees and to the Budget Officer of this Authority to be kept on file for their direction in the disbursement of funds.

**ADOPTED THIS THE 22<sup>ND</sup> DAY OF JUNE 2022.**

  
\_\_\_\_\_  
Sig Hutchinson, Board of Trustees Chair

**ATTEST:**

  
\_\_\_\_\_  
Michelle C. Dawson, Clerk to the Board

**GOTRIANGLE  
FISCAL YEAR 2023  
TRIANGLE TAX DISTRICT – DURHAM CAPITAL FUND  
BUDGET ORDINANCE**

**BE IT ORDAINED** by the Research Triangle Regional Public Transportation Authority Board of Trustees:

**Section 1.** It is estimated that the following revenues will be available in the **Triangle Tax District – Durham Capital Fund** for the fiscal year beginning July 1, 2022, and ending June 30, 2023:

Article 43 ½ Cent Local Option Sales Tax	\$ <u>27,273,289</u>
<b>Total</b>	<b>\$ 27,273,289</b>

**Section 2.** The following amounts hereby are appropriated in the **Triangle Tax District – Durham Capital Fund** for the fiscal year beginning July 1, 2022, and ending June 30, 2023:

Transit Infrastructure	\$ 0
GoTriangle	7,150,000
Durham County / ACCESS	150,000
City of Durham/GoDurham	2,436,600
Vehicle Purchase	0
GoTriangle	356,767
Allocation to Durham Capital Fund Balance	<u>17,179,922</u>
<b>Total</b>	<b>\$ 27,273,289</b>

**Section 3.** The FY23 Durham Transit Work Program reflects ongoing projects that remain vital to providing service to current transit customers and new projects that address immediate needs during a transition year to a new Transit Plan with updated priorities. The current project budgets identified are those that are deemed time-sensitive ongoing efforts or involve time-sensitive external grant sources as part of their overall funding mechanism. DCHC MPO, GoTriangle and Durham County will consider amendments to the FY23 Durham Transit Work Program as priorities are identified in the new Transit Plan.

**Section 4.** Triangle Tax District – Durham Capital Funds are appropriated pursuant to section 13.2 of Chapter 159 of the North Carolina General Statutes; therefore, appropriations do not lapse at the end of the fiscal year and are available for the duration of the project unless subsequently approved for reallocation by the GoTriangle Board of Trustees.

**Section 5.** Copies of this Budget Ordinance shall be furnished to the Clerk to the Board of Trustees and to the Budget Officer of this Authority to be kept on file for their direction in the disbursement of funds.

**ADOPTED THIS THE 22<sup>ND</sup> DAY OF JUNE 2022.**

  
\_\_\_\_\_  
Sig Hutchinson, Board of Trustees Chair

**ATTEST:**

  
\_\_\_\_\_  
Michelle C. Dawson, Clerk to the Board



**GOTRIANGLE  
FISCAL YEAR 2023  
DURHAM SPECIAL TAX DISTRICT FUND BUDGET ORDINANCE**

**BE IT ORDAINED** by the Research Triangle Regional Public Transportation Authority Board of Trustees:

**Section 1.** It is estimated that the following revenues will be available in the **Durham Special Tax District Fund** for the fiscal year beginning July 1, 2022, and ending June 30, 2023:


\$3 Vehicle Registration Tax	\$ <u>744,444</u>
<b>Total</b>	<b>\$ <u>744,444</u></b>

**Section 2.** The following amounts hereby are appropriated in the **Durham Special Tax District Fund** for the fiscal year beginning July 1, 2022, and ending June 30, 2023:

Transfer to Triangle Tax District – Durham Operating Fund	\$ <u>744,444</u>
<b>Total</b>	<b>\$ <u>744,444</u></b>

**Section 3.** Copies of this Budget Ordinance shall be furnished to the Clerk to the Board of Trustees and to the Budget Officer of this Authority to be kept on file for their direction in the disbursement of funds.

**ADOPTED THIS THE 22<sup>ND</sup> DAY OF JUNE 2022.**

  
 \_\_\_\_\_  
 Sig Hutchinson, Board of Trustees Chair

**ATTEST:**

  
 \_\_\_\_\_  
 Michelle C. Dawson, Clerk to the Board

**GOTRIANGLE  
FISCAL YEAR 2023  
TRIANGLE TAX DISTRICT – ORANGE OPERATING FUND  
BUDGET ORDINANCE**

**BE IT ORDAINED** by the Research Triangle Regional Public Transportation Authority Board of Trustees:

**Section 1.** It is estimated that the following revenues will be available in the **Triangle Tax District Orange Operating Fund** for the fiscal year beginning July 1, 2022, and ending June 30, 2023:

Article 43 ½ Cent Sales Tax	\$ 3,582,332
Vehicle Rental Tax	586,800
\$7 County Vehicle Registration Tax	818,895
\$3 Vehicle Registr Transfer from Dur/Orange Special Tax District	<u>350,958</u>
<b>Total</b>	<b>\$ 5,338,985</b>


**Section 2.** The following amounts hereby are appropriated in the **Triangle Tax District Orange Operating Fund** for the fiscal year beginning July 1, 2022, and ending June 30, 2023:

Tax District Administration – GoTriangle	\$ 276,850
Transit Administration	0
DCHC MPO	59,600
GoTriangle	488,973
Bus Operations	0
Chapel Hill Transit	2,630,328
Orange County Public Transit	778,367
GoTriangle	<u>1,104,867</u>
<b>Total</b>	<b>\$ 5,338,985</b>


**Section 3.** The FY23 Orange Transit Work Program reflects ongoing projects that remain vital to providing service to current transit customers and new projects that address immediate needs during a transition year to a new Transit Plan with updated priorities. The current project budgets identified are those that are deemed time-sensitive ongoing efforts or involve time-sensitive external grant sources as part of their overall funding mechanism. DCHC MPO, GoTriangle and Orange County will consider amendments to the FY23 Orange Transit Work Program as priorities are identified in the new Transit Plan.

**Section 4.** Copies of this Budget Ordinance shall be furnished to the Clerk to the Board of Trustees and to the Budget Officer of this Authority to be kept on file for their direction in the disbursement of funds.

**ADOPTED THIS THE 22<sup>ND</sup> DAY OF JUNE 2022.**

  
\_\_\_\_\_  
Sig Hutchinson, Board of Trustees Chair

**ATTEST:**

  
\_\_\_\_\_  
Michelle C. Dawson, Clerk to the Board

**GOTRIANGLE  
FISCAL YEAR 2023  
TRIANGLE TAX DISTRICT – ORANGE CAPITAL FUND  
BUDGET ORDINANCE**

**BE IT ORDAINED** by the Research Triangle Regional Public Transportation Authority Board of Trustees:

**Section 1.** It is estimated that the following revenues will be available in the **Triangle Tax District – Orange Capital Fund** for the fiscal year beginning July 1, 2022, and ending June 30, 2023:

Article 43 ½ Cent Local Option Sales Tax	\$ <u>5,217,668</u>
<b>Total</b>	<b>\$ 5,217,668</b>

**Section 2.** The following amounts hereby are appropriated in the **Triangle Tax District – Orange Capital Fund** for the fiscal year beginning July 1, 2022, and ending June 30, 2023:


Transit Infrastructure	\$ 0
GoTriangle	240,000
Town of Hillsboro	350,000
Vehicle Purchase	0
GoTriangle	204,000
BRT	0
Chapel Hill Transit – NS-BRT	1,812,500
Allocation to Orange Capital Fund Balance	<u>2,611,168</u>
<b>Total</b>	<b>\$ 5,217,668</b>

**Section 3.** The FY23 Orange Transit Work Program reflects ongoing projects that remain vital to providing service to current transit customers and new projects that address immediate needs during a transition year to a new Transit Plan with updated priorities. The current project budgets identified are those that are deemed time-sensitive ongoing efforts or involve time-sensitive external grant sources as part of their overall funding mechanism. DCHC MPO, GoTriangle and Orange County will consider amendments to the FY23 Orange Transit Work Program as priorities are identified in the new Transit Plan.

**Section 4.** Triangle Tax District – Orange Capital Funds are appropriated pursuant to section 13.2 of Chapter 159 of the North Carolina General Statutes; therefore, appropriations do not lapse at the end of the fiscal year and are available for the duration of the project unless subsequently approved for reallocation by the GoTriangle Board of Trustees.

**Section 5.** Copies of this Budget Ordinance shall be furnished to the Clerk to the Board of Trustees and to the Budget Officer of this Authority to be kept on file for their direction in the disbursement of funds.

**ADOPTED THIS THE 22<sup>ND</sup> DAY OF JUNE 2022.**

  
\_\_\_\_\_  
Sig Hutchinson, Board of Trustees Chair

**ATTEST:**

  
\_\_\_\_\_  
Michelle C. Dawson, Clerk to the Board

**GOTRIANGLE  
FISCAL YEAR 2023  
ORANGE SPECIAL TAX DISTRICT FUND BUDGET ORDINANCE**

**BE IT ORDAINED** by the Research Triangle Regional Public Transportation Authority Board of Trustees:

**Section 1.** It is estimated that the following revenues will be available in the **Orange Special Tax District Fund** for the fiscal year beginning July 1, 2022, and ending June 30, 2023:


\$3 Vehicle Registration Tax	\$ <u>350,958</u>
<b>Total</b>	<b>\$ 350,958</b>

**Section 2.** The following amounts hereby are appropriated in the **Orange Special Tax District Fund** for the fiscal year beginning July 1, 2022, and ending June 30, 2023:


Transfer to Triangle Tax District – Orange Operating Fund	\$ <u>350,958</u>
<b>Total</b>	<b>\$ 350,958</b>

**Section 3.** Copies of this Budget Ordinance shall be furnished to the Clerk to the Board of Trustees and to the Budget Officer of this Authority to be kept on file for their direction in the disbursement of funds.

**ADOPTED THIS THE 22<sup>ND</sup> DAY OF JUNE 2022.**

  
\_\_\_\_\_  
Sig Hutchinson, Board of Trustees Chair

**ATTEST:**

  
\_\_\_\_\_  
Michelle C. Dawson, Clerk to the Board

**GOTRIANGLE  
FISCAL YEAR 2023  
TRIANGLE TAX DISTRICT -- WAKE OPERATING FUND BUDGET ORDINANCE**

**BE IT ORDAINED** by the Research Triangle Regional Public Transportation Authority Board of Trustees:

**Section 1.** It is estimated that the following revenues will be available in the **Triangle Tax District - Wake Operating Fund** for the fiscal year beginning July 1, 2022, and ending June 30, 2023:

Article 43 ½ Cent Local Option Sales Tax	\$ 15,590,485
Vehicle Rental Tax	3,800,000
\$7 Vehicle Registration Tax	6,940,000
\$3 Vehicle Registration Tax (Transfer from Wake Tax District)	2,970,000
Other/Miscellaneous	<u>497,000</u>
<b>Total</b>	<b>\$ 29,797,485</b>

**Section 2.** The following amounts hereby are appropriated in the **Triangle Tax District - Wake Operating Fund** for the fiscal year beginning July 1, 2022, and ending June 30, 2023:

Tax District Administration - GoTriangle	\$ 551,371
Transit Plan Administration	0
GoTriangle	2,432,842
Capital Area Metropolitan Planning Organization (CAMPO)	623,366
City of Raleigh	1,560,406
Town of Cary	862,779
Community Funding Areas	0
Town of Wake Forest	375,235
Town of Apex	408,534
Town of Morrisville	347,270
Reserve	902,963
Bus Operations	0
GoTriangle	4,916,826
City of Raleigh	13,734,165
Town of Cary	2,426,426
Wake County	644,425
Town of Wendell	4,636
Town of Zebulon	<u>6,241</u>
<b>Total</b>	<b>\$ 29,797,485</b>


**Section 3.** The GoTriangle President/CEO, or his or her designee, is hereby authorized to transfer funds within appropriations under the following conditions:

- A) No transfer may be made that changes the adopted allocations to fund balance.
- B) All budget transfers will be reported to the Transit Planning Advisory Committee.
- C) All increases to an appropriation, and all transfers between appropriations, must be reviewed by the Transit Planning Advisory Committee and approved by the CAMPO and GoTriangle governing boards.

**Section 4:** Triangle Tax District – Wake Operating Funds encumbered as of June 30, 2022, by GoTriangle as the Tax District Administrator are hereby appropriated to this budget.

**Section 5.** Copies of the Budget Ordinance shall be furnished to the Clerk, to the Board of Trustees, to the Finance Officer, and to the Budget Officer of this Authority to be kept on file for their direction in the disbursement of funds. Copies also shall be furnished to representatives of the Agencies under Section 2. The Budget Ordinance shall be entered into the Board minutes.

**ADOPTED THIS THE 22<sup>ND</sup> DAY OF JUNE 2022.**

  
\_\_\_\_\_  
Sig Hutchinson, Board of Trustees Chair

**ATTEST:**

  
\_\_\_\_\_  
Michelle C. Dawson, Clerk to the Board



**GOTRIANGLE  
FISCAL YEAR 2023  
TRIANGLE TAX DISTRICT - WAKE CAPITAL FUND BUDGET ORDINANCE**

**BE IT ORDAINED** by the Research Triangle Regional Public Transportation Authority Board of Trustees, that pursuant to section 13.2 of Chapter 159 of the General Statutes of North Carolina, the following project ordinance is hereby adopted:

**Section 1.** It is estimated that the following revenues will be available in the **Triangle Tax District - Wake Capital Fund** for the fiscal year beginning July 1, 2022, and ending June 30, 2023:

Article 43 ½ Cent Local Option Sales Tax	\$ <u>91,909,514</u>
<b>Total</b>	<b>\$ <u>91,909,514</u></b>

**Section 2.** The following amounts hereby are appropriated in the **Triangle Tax District - Wake Capital Fund** for the fiscal year beginning July 1, 2022, and ending June 30, 2023:

Community Funding Area	
Town of Fuquay-Varina	\$ 50,000
Bus Infrastructure	0
GoTriangle	17,141,109
City of Raleigh	16,480,604
Town of Cary	1,000,000
Reserve	1,081,600
Bus Acquisition	0
City of Raleigh	2,652,840
GoTriangle	1,000,000
Bus Rapid Transit	0
City of Raleigh	7,630,000
Allocation to Wake Capital Fund Balance	<u>44,873,361</u>
<b>Total</b>	<b>\$ <u>91,909,514</u></b>

**Section 3.** The GoTriangle President/CEO, or his or her designee, is hereby authorized to transfer funds within appropriations under the following conditions:


- A) No transfer may be made that changes the adopted allocations to fund balance.
- B) All budget transfers will be reported to the Transit Planning Advisory Committee.
- C) All increases to an appropriation, and all transfers between appropriations, must be reviewed by the Transit Planning Advisory Committee and approved by the CAMPO and GoTriangle governing boards.

**Section 4:** Triangle Tax District – Wake Capital Funds are appropriated pursuant to section 13.2 of Chapter 159 of the General Statutes of North Carolina; therefore, appropriations do not lapse at the end of the fiscal year and are available for duration of the project unless subsequently recommended for reallocation by the Transit Planning Advisory Committee and approved by the CAMPO and GoTriangle governing boards, or as specified in Section 5.

**Section 5:** GoTriangle Finance Department has authority to close projects and/or programs and reduce appropriations upon notification of project completion by the project sponsor. When actual revenues are available in projects to be closed or which are substantially complete, GoTriangle Finance may transfer savings to Triangle Tax District Wake Capital fund balance. These funds will be then available for future appropriations which require recommendation by the Transit Planning Advisory Committee and approval by the CAMPO and GoTriangle governing boards. This section applies to current and prior year appropriations. A list of project closeouts shall be provided quarterly to the Transit Planning Advisory Committee.

**Section 6.** Copies of the Budget Ordinance shall be furnished to the Clerk, to the Board of Trustees, to the Finance Officer, and to the Budget Officer of this Authority to be kept on file for their direction in the disbursement of funds. Copies also shall be furnished to representatives of the Agencies under Section 2. The Budget Ordinance shall be entered into the Board minutes.

**ADOPTED THIS THE 22<sup>ND</sup> DAY OF JUNE 2022.**

  
\_\_\_\_\_  
Sig Hutchinson, Board of Trustees Chair

**ATTEST:**

  
\_\_\_\_\_  
Michelle C. Dawson, Clerk to the Board

**GOTRIANGLE  
FISCAL YEAR 2023  
WAKE SPECIAL TAX DISTRICT FUND BUDGET ORDINANCE**

**BE IT ORDAINED** by the Research Triangle Regional Public Transportation Authority Board of Trustees:

**Section 1.** It is estimated that the following revenues will be available in the **Wake Special Tax District Fund** for the fiscal year beginning July 1, 2022, and ending June 30, 2023:


\$3 Vehicle Registration Tax	\$ <u>2,970,000</u>
<b>Total</b>	<b>\$ 2,970,000</b>

**Section 2.** The following amounts hereby are appropriated in the **Wake Special Tax District Fund** for the fiscal year beginning July 1, 2022, and ending June 30, 2023:

Transfer to Triangle Tax District – Wake Operating Fund	\$ <u>2,970,000</u>
<b>Total</b>	<b>\$ 2,970,000</b>

**Section 3.** Copies of this Budget Ordinance shall be furnished to the Clerk to the Board of Trustees and to the Budget Officer of this Authority to be kept on file for their direction in the disbursement of funds.

**ADOPTED THIS THE 22<sup>ND</sup> DAY OF JUNE 2022.**

  
 \_\_\_\_\_  
 Sig Hutchinson, Board of Trustees Chair

**ATTEST:**

  
 \_\_\_\_\_  
 Michelle C. Dawson, Clerk to the Board



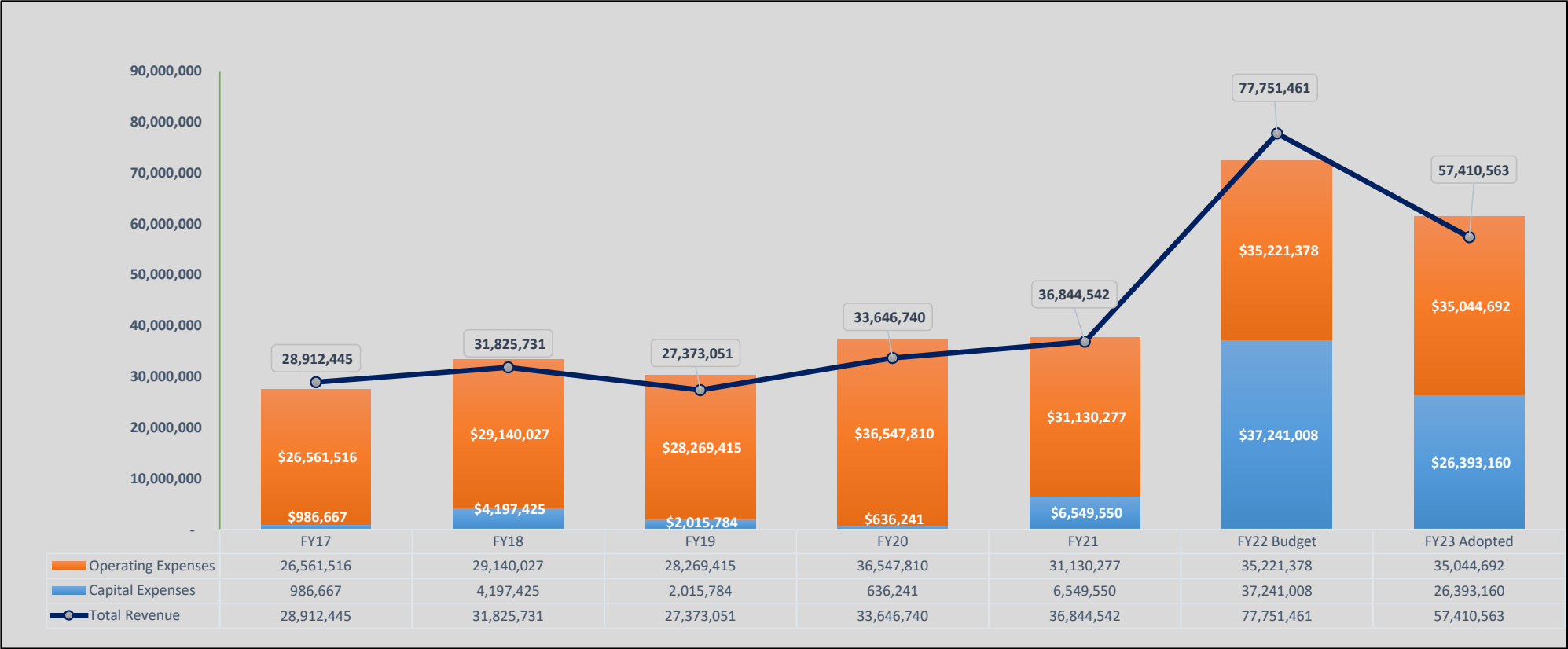
### **III. FINANCIAL SUMMARY/TRENDS**



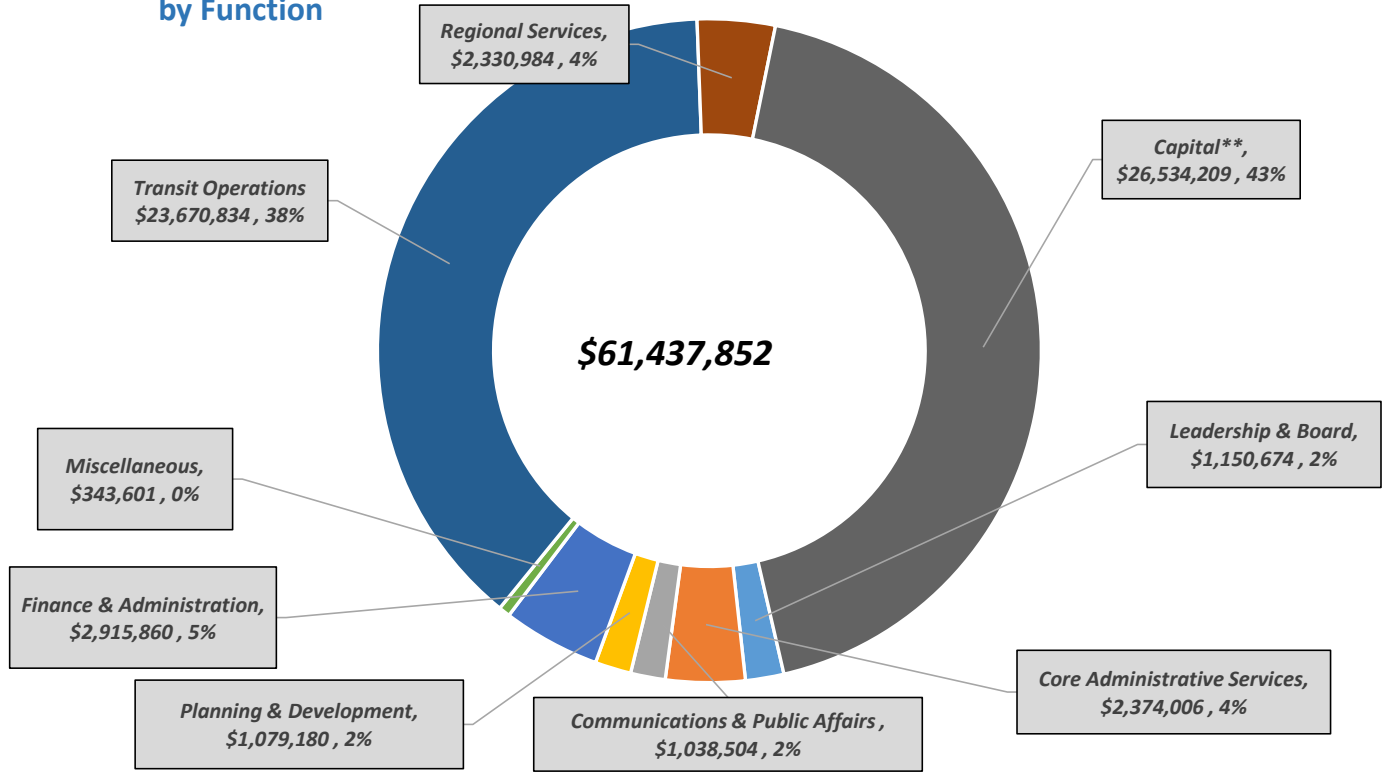
FY23 ALL FUNDS SUMMARY

	FY23 GoTriangle Budget								FY23 Durham County Budget			FY23 Orange County Budget			FY23 Wake County Budget			GoTriangle, Durh, Org, and Wake County FY23 Total Adopted	GoTriangle, Durh, Org, and Wake County FY22 Total Amended			
	General Fund	GoDurham	Maj. Transit Investment Fund	Regional Bus Fund	Rideshare Fund	Regional Bus Capital Fund	Major Capital Projects Fund	Technology Capital Fund	FY23 GoTriangle Adopted	FY22 GoTriangle Budget	Delta	FY23 Durham County Adopted	FY22 Durham County Amended	Delta	FY23 Orange County Adopted	FY22 Orange County Amended	Delta			FY23 Wake County Adopted	FY22 Wake County Amended	Delta
<b>OTHER FINANCING USES</b>																						
Opt Transf To Bus Fund	(10,835,924)			10,835,924																		
Opt Transf To Rideshare Fund	(619,895)				619,895																	
Opt Transf To Bus Cap Fund	(1,400,281)					1,400,281																
Opt Transf To Tech Cap Fund	(1,199,045)							1,199,045														
Opt Transf From Maj Capital Proj Fund	7,759,569		(8,173,569)																			
Opt Transf From Gen Fund																						
Opt Transf From D-O Transit																						
Transfer to Wake Capital																						
Opt Transf From Wake Transit																						
Opt Transf to Other Transit Partners																						
Opt Transf to Bus Fund																						
<b>Total Operating Transfers</b>	<b>(6,295,576)</b>		<b>(8,173,569)</b>	<b>10,835,924</b>	<b>619,895</b>	<b>1,400,281</b>	<b>414,000</b>	<b>1,199,045</b>														
<b>Total Expenditures and Operating Transfers</b>	<b>(21,869,541)</b>	<b>(1,595,988)</b>		<b>(12,505,648)</b>	<b>(1,672,841)</b>	<b>(21,887,780)</b>	<b>(514,000)</b>	<b>(1,392,054)</b>	<b>(61,437,851)</b>	<b>(72,462,387)</b>	<b>11,024,536</b>	<b>(52,154,367)</b>	<b>(44,034,793)</b>	<b>(8,119,574)</b>	<b>(14,391,279)</b>	<b>(13,505,971)</b>	<b>(885,309)</b>	<b>(271,973,220)</b>	<b>(250,609,878)</b>	<b>(21,363,342)</b>	<b>(399,956,717)</b>	<b>(380,613,029)</b>
<b>Change in Balance</b>	<b>(2,186,954)</b>		<b>(1,840,334)</b>						<b>(4,027,288)</b>	<b>5,289,074</b>	<b>(9,316,362)</b>	<b>17,179,922</b>	<b>14,524,915</b>	<b>2,655,007</b>	<b>2,611,168</b>	<b>705,300</b>	<b>1,905,868</b>	<b>44,873,361</b>	<b>47,136,412</b>	<b>(2,263,051)</b>	<b>60,637,162</b>	<b>67,655,700</b>

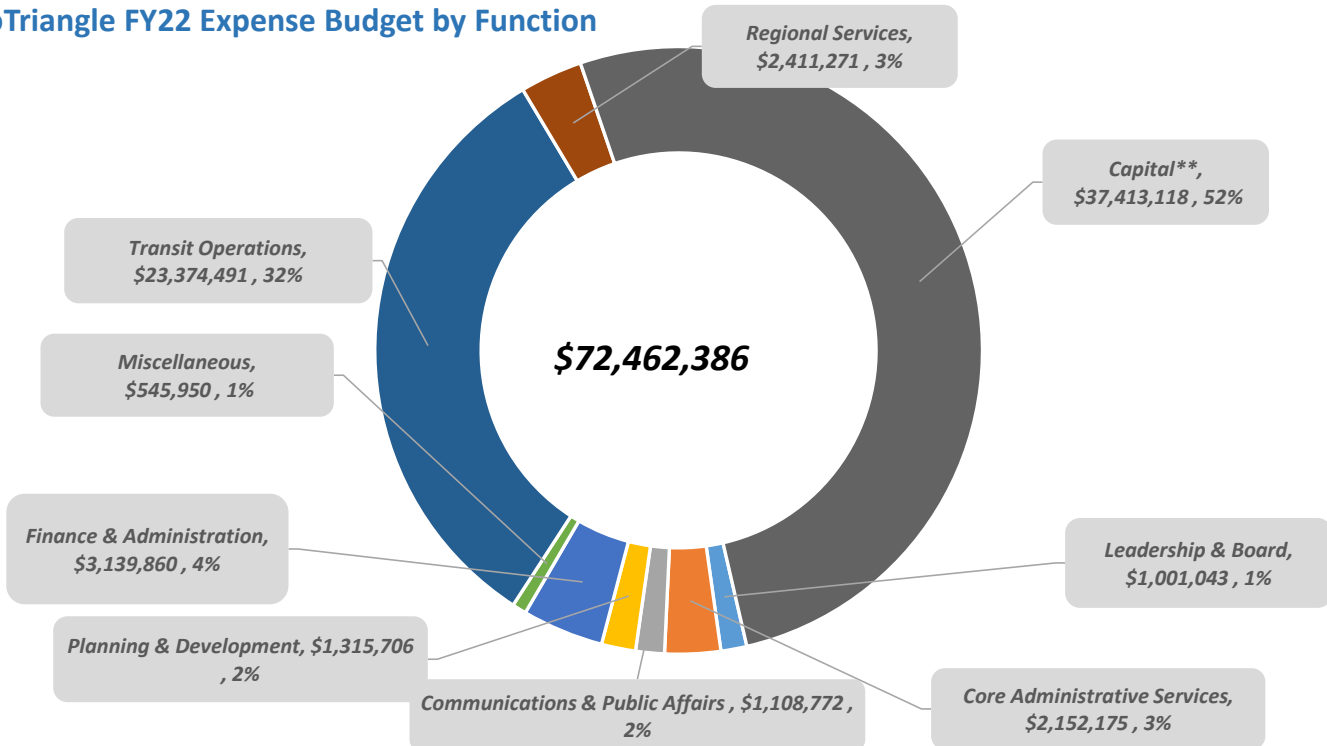
### GoTriangle Total Revenue vs Expense Trends



**GoTriangle FY23 Expense Budget  
by Function**



**GoTriangle FY22 Expense Budget by Function**



**\*\* GoTriangle contribution for Capital costs is \$2.6M**

**NOTE:**

Finance Administration - Finance, Administration, IT, DBE/EEO

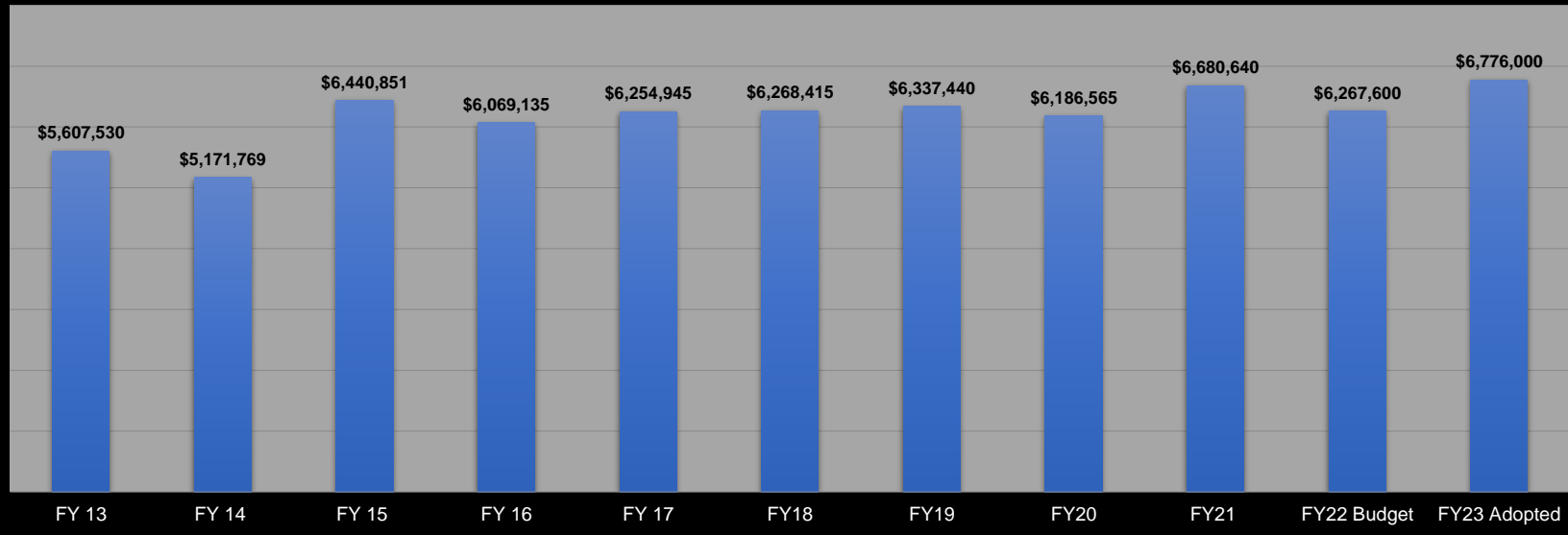
Core Administrative Services - HR, Legal, Real Estate

Planning & Development - Capital Development, Regional Services - Planning

Transit Operations - Bus Supervision, Bus Operations, Bus Maintenance, Paratransit, Vanpool

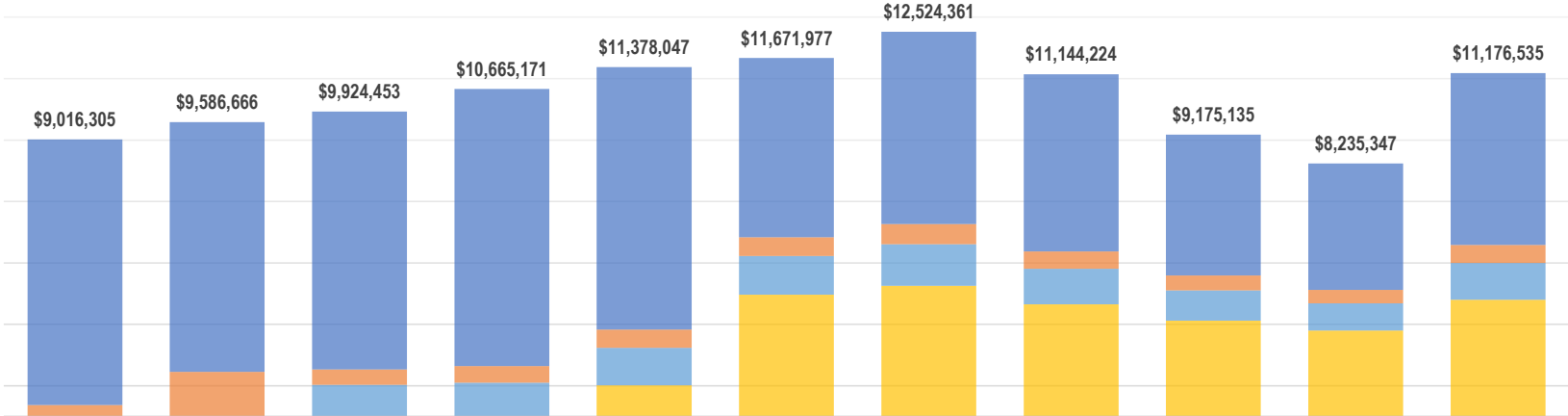


## GoTriangle Vehicle Registration Tax (\$5)



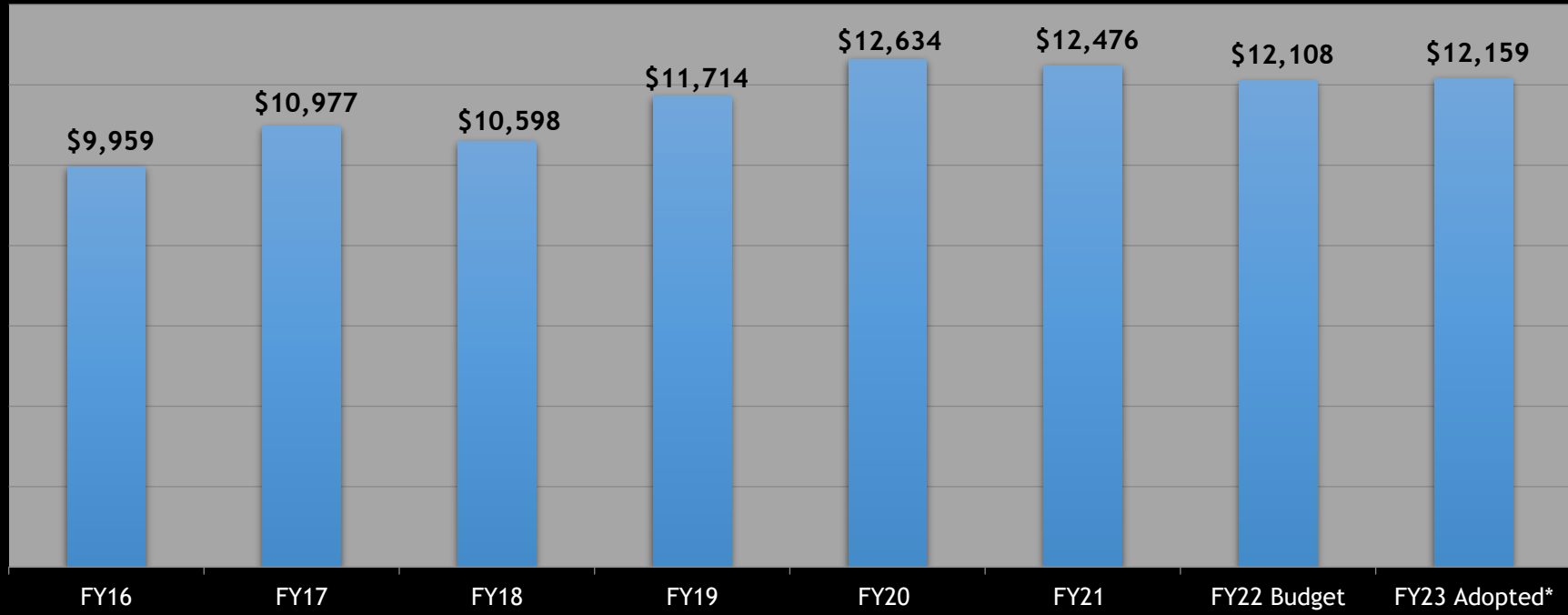
\*Assumes an 8% increase from FY22 Budget

## GOTRIANGLE/DURHAM/ORANGE/WAKE VEHICLE RENTAL TAX REVENUE



	FY 13	FY 14	FY 15	FY 16	FY 17	FY 18	FY 19	FY 20	FY 21	FY 22 Budget	FY 23 Adopted
Total	9,016,305	9,586,666	9,924,453	10,665,171	11,378,047	11,671,977	12,524,361	11,144,224	9,175,135	8,235,347	11,176,535
GoTriangle	8,640,833	8,133,773	8,396,090	9,022,735	8,548,245	5,835,988	6,262,180	5,770,898	4,587,567	4,117,647	5,588,235
Orange	375,472	1,452,893	501,182	538,591	596,712	612,779	657,529	564,199	481,695	432,400	586,800
Durham			1,027,181	1,103,845	1,221,855	1,254,737	1,346,369	1,155,265	986,327	885,300	1,201,500
Wake					1,011,235	3,968,472	4,258,283	3,653,862	3,119,546	2,800,000	3,800,000

## Annual Healthcare Cost per Employee



\*Assumes 5% increase over FY22 budget



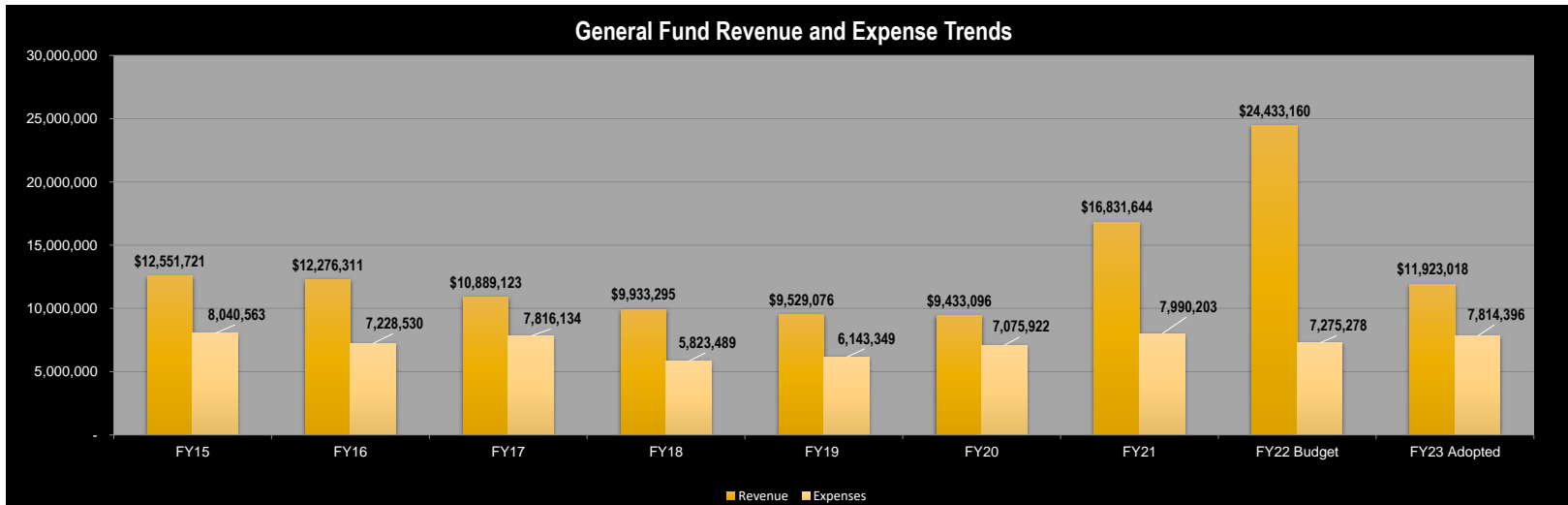
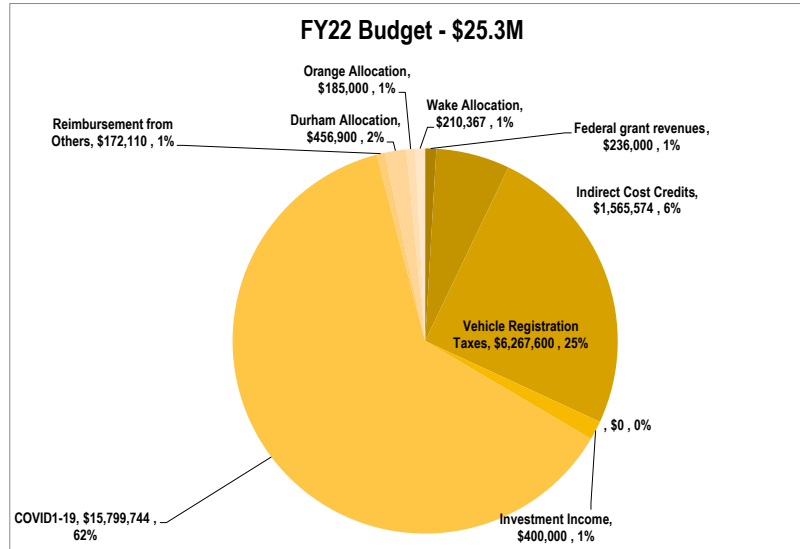
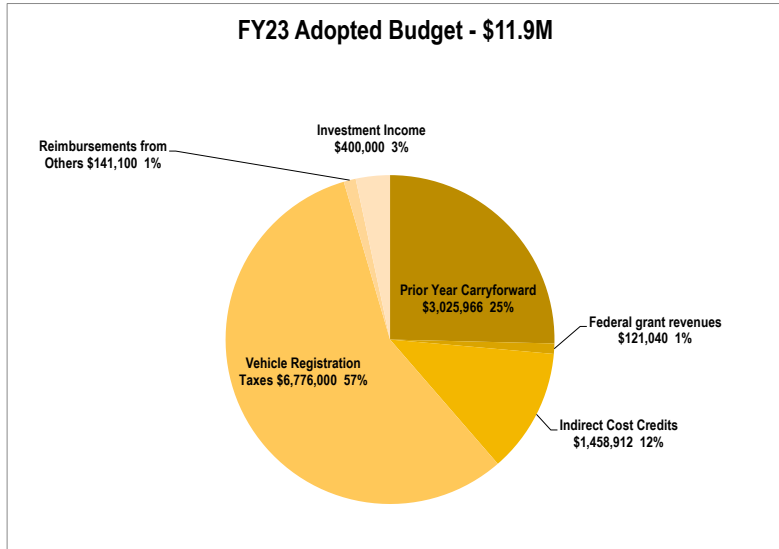
#### **IV. REVENUE FUNDS**

**FY23 Budget Summary**  
**GENERAL FUND SUMMARY**

	FY23 Adopted	FY22 Budget	Delta FY23 to FY22	FY21 Actuals
<b>REVENUES</b>				
<b>Inter-governmental revenue:</b>				
Federal Grant Revenues	\$121,040	\$236,000	(\$114,960)	\$74,185
State Grant Revenues				
Local Grant Revenues				
Reimbursement from others	141,100	172,110	(31,010)	81,961
Indirect Cost Credits	1,458,912	1,565,574	(106,662)	1,529,356
Misc. Revenue				5,745
\$5 Vehicle Registration Taxes	6,776,000	6,267,600	508,400	6,680,640
Bus Accident Damage Reimbursement				13,122
COVID-19 Reimbursement		15,799,744	(15,799,744)	7,872,802
Prior Year Carryforward	3,025,966		3,025,966	
Investment Earnings/Unrealized Gain (Loss)	400,000	400,000		319,768
Durham Co Allocation		456,900	(456,900)	448,544
Orange Co Allocation		185,000	(185,000)	172,656
Wake Co Allocation		210,367	(210,367)	126,500
<b>Total Revenues</b>	<b>11,923,018</b>	<b>25,293,295</b>	<b>(13,370,277)</b>	<b>17,325,279</b>
<b>EXPENDITURES</b>				
Board	192,326	171,455	20,871	113,092
Executive Office	958,348	652,793	305,555	409,892
Chief Operations Office		176,795	(176,795)	288,871
Talent Services	835,599	855,103	(19,504)	748,191
Communication & Public Relations	1,038,504	995,069	43,435	895,881
Johnston County	141,049	172,110	(31,061)	88,774
Legal	953,178	632,443	320,735	708,724
Real Estate	336,300	348,833	(12,533)	281,035
Capital Development	273,635	444,028	(170,393)	375,658
Finance/IT	2,007,193	2,360,815	(353,621)	1,991,501
Administration	497,235	472,163	25,073	499,500
EEO/DBE	171,929	226,526	(54,597)	143,475
Unemployment Claims	77,000	77,000		11,683
Plaza Building	332,100	526,950	(194,850)	378,380
<b>Total Department Expenditures</b>	<b>7,814,396</b>	<b>8,112,083</b>	<b>(297,686)</b>	<b>6,934,657</b>
<b>OTHER FINANCING USES</b>				
Opt Transf To Bus Fund	(10,835,924)	(11,861,606)	1,025,682	(9,866,795)
Opt Transf To Rideshare Fund	(619,895)	(890,028)	270,133	(589,900)
Opt Transf To Bus Cap Fund	(1,400,281)	(1,691,554)	291,273	(1,974,065)
Opt Transf To Tech Cap Fund	(1,199,045)	(1,513,098)	314,053	(133,245)
<b>Total other financing uses</b>	<b>(14,055,145)</b>	<b>(15,956,286)</b>	<b>1,901,141</b>	<b>(12,564,005)</b>

	FY23 Adopted	FY22 Budget	Delta FY23 to FY22	FY21 Actuals
<b>Total expenditures and other financing uses</b>	<b>(21,869,541)</b>	<b>(24,068,369)</b>	<b>2,198,828</b>	<b>(19,498,662)</b>
Opt Transf From MTIF	7,759,569	(3,631,763)	11,391,332	223,517
<b>Change in Balance</b>	<b>(2,186,954)</b>	<b>(2,406,837)</b>	<b>219,883</b>	<b>(1,949,866)</b>
<b>Criteria:</b>				
Decrease in balance should not exceed 10% of total expenses and financing uses	(2,186,954)	(2,406,837)	219,883	(1,949,866)
% of fund balance used to finance expend.	10%	10%		
% of available rental tax used	139%	-88%		

## GENERAL FUND REVENUE OVERVIEW

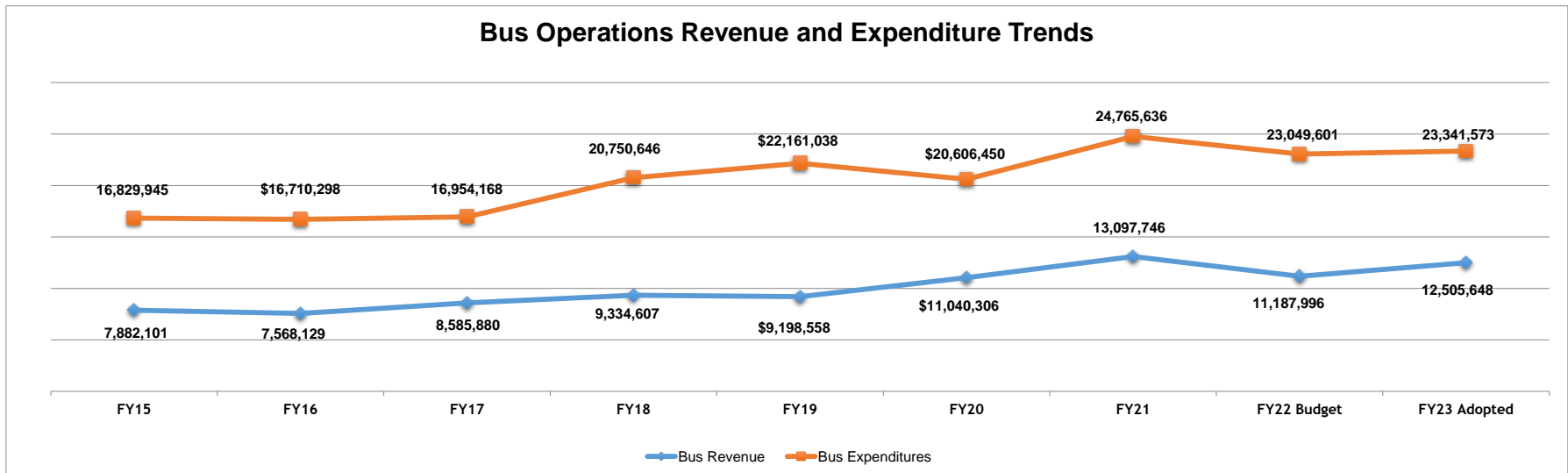
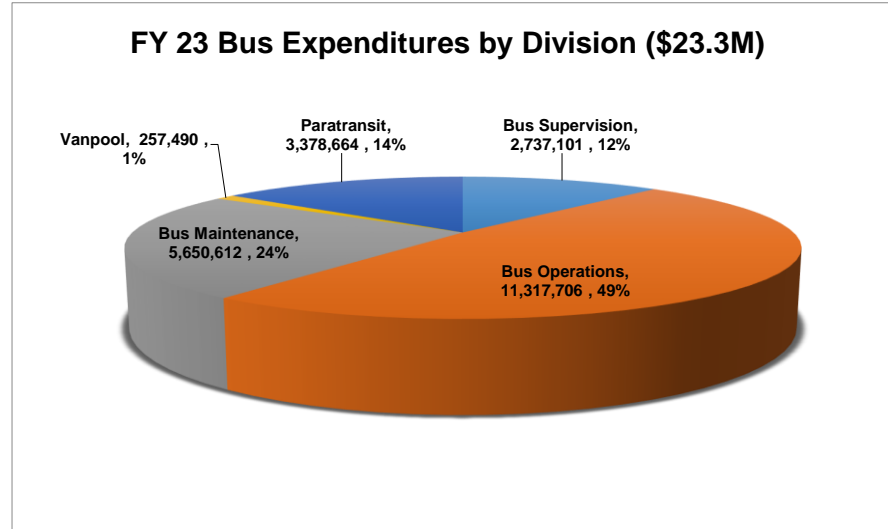
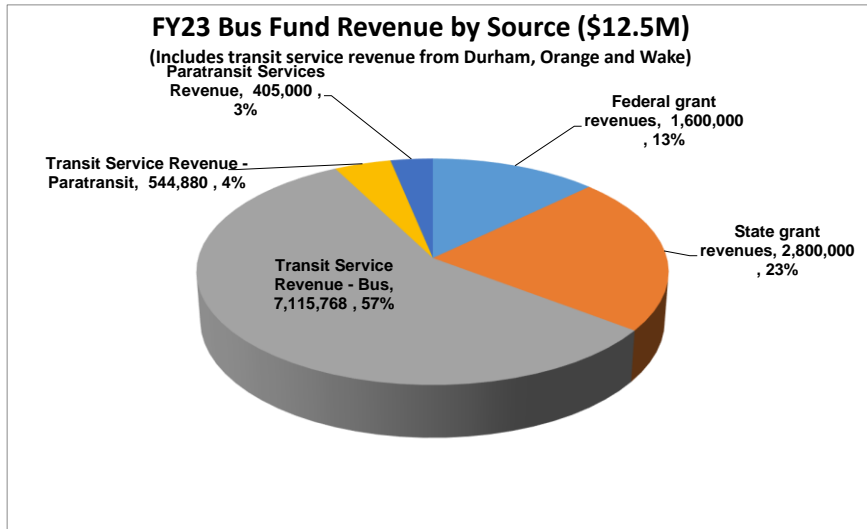


**FY23 Budget Summary  
REGIONAL BUS SERVICE FUND**

	Delta			
	FY23 Adopted	FY22 Budget	FY23 to FY22	FY21 Actuals
<b>REVENUES</b>				
<b>Inter-governmental revenue:</b>				
Federal Grant Revenues	\$1,600,000	\$3,200,000	(\$1,600,000)	\$2,274,828
State Grant Revenues	2,800,000		2,800,000	
Bus Accident Damage Reimbursement	40,000	40,000		278,961
Transit Svc Revenue - Paratransit	544,880	617,140	(72,260)	39,150
Transit Service Revenue	7,115,768	6,934,713	181,055	6,117,745
Paratransit Services Revenue	405,000	396,143	8,857	388,281
<b>Total Revenues</b>	<b>12,505,648</b>	<b>11,187,996</b>	<b>1,317,652</b>	<b>9,136,932</b>
<b>EXPENDITURES*</b>				
Bus Supervision	2,737,101	2,570,879	166,221	2,081,668
Bus Operations	11,317,706	11,602,422	(284,716)	10,267,301
Bus Maintenance	5,650,612	5,625,392	25,220	5,414,734
Vanpool	257,490	252,066	5,423	281,753
Paratransit	3,378,664	2,998,842	379,822	3,058,360
<b>Total Expenditures</b>	<b>23,341,573</b>	<b>23,049,601</b>	<b>291,970</b>	<b>21,103,816</b>
<b>OTHER FINANCING SOURCE</b>				
Opt Transf From Gen Fund	10,835,924	11,861,606	(1,025,682)	11,966,884
<b>Total other financing source</b>	<b>10,835,924</b>	<b>11,861,606</b>	<b>(1,025,682)</b>	<b>11,966,884</b>
<b>Total expenses and other financing source</b>	<b>12,505,648</b>	<b>11,187,996</b>	<b>1,317,652</b>	<b>9,136,932</b>
Cost Per Hour	<b>\$148</b>	<b>\$130</b>	<b>\$18</b>	
*Excludes GoDurham				



## BUS FUND OVERVIEW



**FY23 Budget Summary  
RIDESHARE FUND**

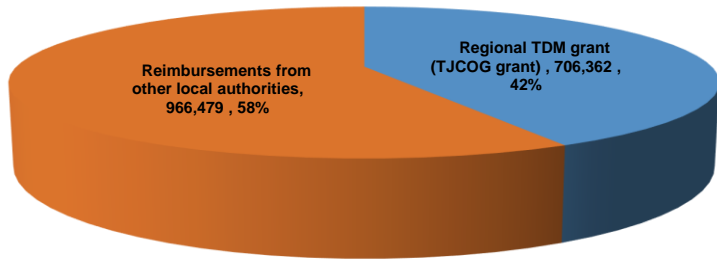
	FY23 Adopted	FY22 Budget	Delta FY23 to FY22	FY21 Actuals
<b>REVENUES</b>				
<b>Inter-governmental revenue:</b>				
Federal Grant Revenues				\$34,844
State Grant Revenues				4,356
Local Grant Revenues	706,362	711,874	(5,512)	531,472
Reimbursement from others	966,479	850,668	115,811	792,827
Misc. Revenue				1,017
Durham Co Allocation		27,400	(27,400)	
Orange Co Allocation		22,500	(22,500)	
Wake Co Allocation		5,110	(5,110)	
<b>Total Revenues</b>	<b>\$1,672,841</b>	<b>\$1,617,552</b>	<b>\$55,289</b>	<b>\$1,364,516</b>
<b>EXPENDITURES</b>				
Regional Services - Planning	\$304,548	\$387,538	(\$82,990)	\$120,810
Regional Services	164,936	215,864	(50,928)	166,580
Sustainable Travel Services *	760,352	788,793	(28,442)	673,683
Regional Call Center**	1,062,901	1,115,384	(52,484)	921,348
<b>Total Expenditures</b>	<b>\$2,292,737</b>	<b>\$2,507,579</b>	<b>(\$214,844)</b>	<b>\$1,882,421</b>
<b>OTHER FINANCING SOURCE</b>				
Opt Transf From Gen Fund	\$619,895	\$890,028	(\$270,133)	\$517,904
<b>Total other financing source</b>	<b>\$619,895</b>	<b>\$890,028</b>	<b>(\$270,133)</b>	<b>\$517,904</b>
<b>Total expenses and other financing source</b>	<b>\$1,672,841</b>	<b>\$1,617,552</b>	<b>\$55,289</b>	<b>\$1,364,516</b>

\*Funded 94% TDM/6% GoTriangle

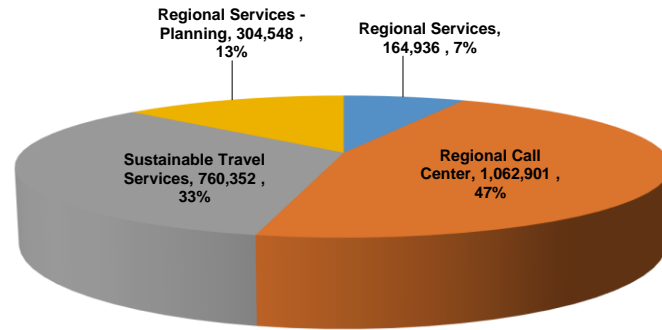
\*\*Call Center - (GoCary - 3%, Chapel Hill - 4%, GoDurham - 27%, GoRaleigh - 48%, GoTriangle - 19%)

## RIDESHARE FUND OVERVIEW

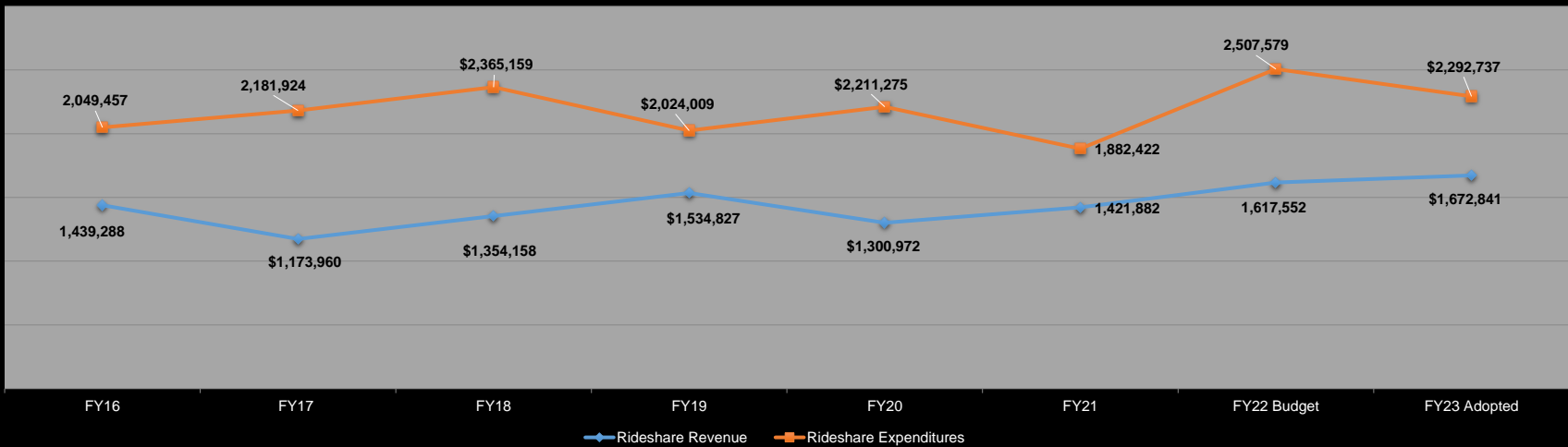
**FY 23 Rideshare Revenue by Source (\$1.7M)**



**FY 23 Rideshare Expenditures by Division (\$2.3M)**



**Rideshare Revenue and Expenditure Trends**



**FY23 Budget Summary**  
**MAJOR TRANSIT INVESTMENT FUND/MAJOR CAPITAL PROJECT FUND**

	FY2023 MTIF Adopted	FY2022 MTIF Budget	Delta FY23 to FY22	FY2021 MTIF Actuals
<b>REVENUES</b>				
<b>Inter-governmental revenue:</b>				
Vehicle Rental Taxes	\$11,176,535	\$8,235,347	\$2,941,188	\$9,175,135
Less Rental Tax Transfer to Durham, Orange and Wake*	(\$5,588,235)	(\$4,117,647)	(\$1,470,588)	\$4,587,567
Rental Income	100,000	100,000		95,328
Investment Earnings/Unrealized Gain (Loss)	745,000	745,000		738,398
<b>Total Revenues</b>	<b>6,433,300</b>	<b>4,962,700</b>	<b>1,470,600</b>	<b>5,421,294</b>
<b>EXPENDITURES</b>				
Other Capital Expenditures	514,000	898,500	(384,500)	504,017
<b>Total Expenditures</b>	<b>514,000</b>	<b>898,500</b>	<b>(384,500)</b>	<b>504,017</b>
<b>Transfer to General Fund</b>	<b>7,759,569</b>	<b>(4,746,960)</b>	<b>12,506,529</b>	<b>(4,917,277)</b>
<b>Total Change in MTIF Balance</b>	<b>13,678,869</b>	<b>(682,760)</b>	<b>14,361,629</b>	<b>-</b>

\* A portion of the rental tax is budgeted in the FY23 Durham, Orange and Wake Transit Plans

**FY23 Budget Summary  
GoDURHAM**

	FY23 Adopted	FY22 Budget	Delta FY23 to FY22	FY21 Actuals
<b>REVENUES</b>				
<b>Inter-governmental revenue:</b>				
GoDurham Reimbursement	\$1,595,988	\$1,552,115	(\$1,552,115)	\$1,128,728
<b>Total Revenues</b>	<b>1,595,988</b>	<b>1,552,115</b>	<b>(1,552,115)</b>	<b>1,128,728</b>
<b>EXPENDITURES</b>				
Communications & Public Affairs		113,703	(113,703)	96,817
Real Estate		12,269	(12,269)	1,702
Capital Development	323,844	323,844	-	155,338
Finance/IT	139,258	135,341	3,917	122,084
Administration	272,174	171,542	100,632	79,418
GoDurham	11,501	19,000	(7,499)	15,611
Bus Supervision	329,262	324,890	4,372	291,944
Regional Services - Planning	177,153	160,295	16,858	149,079
Regional Services	342,796	291,230	51,566	155,235
<b>Total Expenditures</b>	<b>1,595,988</b>	<b>1,552,114</b>	<b>43,872</b>	<b>1,067,228</b>



## **V. CAPITAL PROJECTS**

**FY23 Budget Summary  
REGIONAL CAPITAL FUND**

			Delta	
	FY23 Adopted	FY22 Budget	FY23 to FY22	FY21 Actuals
<b>REVENUES</b>				
<b>Inter-governmental revenue:</b>				
Federal Grant Revenues	\$12,963,504	\$13,959,570	(\$996,066)	\$2,130,355
State Grant Revenues				46,438
Local Grant Revenues				55
Reimbursement from others	8,924,276	17,636,914	(8,712,638)	1,834,799
<b>Total Revenues</b>	<b>\$21,887,780</b>	<b>\$31,596,484</b>	<b>(\$9,708,704)</b>	<b>\$4,011,647</b>
<b>EXPENDITURES</b>				
Capital Outlay	\$23,288,061	\$33,288,038	(\$9,999,977)	\$5,912,288
<b>Total Expenditures</b>	<b>\$23,288,061</b>	<b>\$33,288,038</b>	<b>(\$9,999,977)</b>	<b>\$5,912,288</b>
<b>OTHER FINANCING SOURCE</b>				
Opt Transf From Gen Fund	\$1,400,281	\$1,691,554	(\$291,273)	\$1,900,641
<b>Total other financing source</b>	<b>\$1,400,281</b>	<b>\$1,691,554</b>	<b>(\$291,273)</b>	<b>\$1,900,641</b>
<b>Total expenses and other financing source</b>	<b>\$21,887,780</b>	<b>\$31,596,484</b>	<b>(\$9,708,704)</b>	<b>\$4,011,648</b>

**FY23 Budget Summary  
ADVANCED TECHNOLOGY FUND**

	FY23 Adopted	FY22 Budget	Delta FY23 to FY22	FY21 Actuals
<b>REVENUES</b>				
<b>Inter-governmental revenue:</b>				
State Grant Revenues	\$43,840	\$43,840		
Reimbursement from others	1,348,214	1,497,532	(149,318)	
<b>Total Revenues</b>	<b>\$1,392,054</b>	<b>\$1,541,372</b>	<b>(\$149,318)</b>	
<b>EXPENDITURES</b>				
Capital Outlay	\$2,591,099	\$3,054,470	(\$463,371)	\$133,245
<b>Total Expenditures</b>	<b>\$2,591,099</b>	<b>\$3,054,470</b>	<b>(\$463,371)</b>	<b>\$133,245</b>
<b>OTHER FINANCING SOURCE</b>				
Opt Transf From Gen Fund	\$1,199,045	\$1,513,098	(\$314,053)	\$133,245
<b>Total other financing source</b>	<b>\$1,199,045</b>	<b>\$1,513,098</b>	<b>(\$314,053)</b>	<b>\$133,245</b>
<b>Total expenses and other financing source</b>	<b>\$1,392,054</b>	<b>\$1,541,372</b>	<b>(\$149,318)</b>	



**FY23 GoTriangle Capital Projects**

<b>FY23 Advanced Technology Capital Projects</b>								
<b>Project Name</b>	<b>Cost</b>	<b>Federal</b>	<b>Durham Transit Plan</b>	<b>Orange Transit Plan</b>	<b>Wake Transit Plan</b>	<b>NCDOT/Other</b>	<b>GoTriangle</b>	<b>GoTriangle Match %</b>
Enterprise Resource Planning (ERP) System*	\$ 2,451,299	\$ -	\$ 576,055	\$ 159,334	\$ 612,825	\$ -	\$ 1,103,085	45%
E-Builder	\$ 85,000						\$ 85,000	
Share the Ride NC*	\$ 54,800	\$ -	\$ -	\$ -	\$ -	\$ 43,840	\$ 10,960	20%
<b>TOTAL</b>	<b>\$ 2,591,099</b>	<b>\$ -</b>	<b>\$ 576,055</b>	<b>\$ 159,334</b>	<b>\$ 612,825</b>	<b>\$ 43,840</b>	<b>\$ 1,199,045</b>	<b>46%</b>

<b>FY23 Regional Capital Projects</b>								
<b>Project Name</b>	<b>Cost</b>	<b>Federal</b>	<b>Durham Transit Plan</b>	<b>Orange Transit Plan</b>	<b>Wake Transit Plan</b>	<b>NCDOT/Other</b>	<b>GoTriangle</b>	<b>GoTriangle Match %</b>
I-540/40 Bus on Shoulder Improvements	\$ 122,827	\$ 98,262	\$ -	\$ -	\$ 24,565	\$ -	\$ -	0%
Regional Fleet and Facilities Study*	\$ 412,000	\$ 30,701	\$ 300,410	\$ 11,551	\$ 61,663	\$ -	\$ 7,675	2%
Regional Transit Center*	\$ 5,900,000	\$ 3,600,000	\$ 412,000	\$ 240,000	\$ 1,648,000	\$ -	\$ -	0%
Raleigh Union Station Phase II - RUS Bus*	\$ 9,500,000	\$ 4,990,690	\$ -	\$ -	\$ 4,479,310	\$ 30,000	\$ -	0%
Downtown Apex Transfer Point Improvements	\$ 333,000	\$ 166,500	\$ -	\$ -	\$ 126,500	\$ -	\$ 40,000	12%
Wake Bus Stop Improvements*	\$ 1,927,129	\$ 1,031,840	\$ -	\$ -	\$ 895,289	\$ -	\$ -	0%
Eastowne*	\$ 500,000	\$ 400,000	\$ -	\$ 100,000	\$ -	\$ -	\$ -	0%
Hillsborough Park & Ride	\$ 257,323	\$ 111,600	\$ -	\$ 145,723	\$ -	\$ -	\$ -	0%
Infrastructure	\$ 1,400,000	\$ 1,120,000	\$ -	\$ -	\$ -	\$ -	\$ 280,000	20%
Purchase (4) Paratransit LTVs for Replacements	\$ 387,000	\$ 309,600	\$ -	\$ -	\$ -	\$ -	\$ 77,400	20%
Plaza Roof Replacement	\$ 260,000	\$ -	\$ -	\$ -	\$ -	\$ -	\$ 260,000	100%
Plaza HVAC Software and Building Controls Upgrade	\$ 35,000	\$ -	\$ -	\$ -	\$ -	\$ -	\$ 35,000	100%
Plaza General Repairs and Renovations	\$ 175,000	\$ -	\$ -	\$ -	\$ -	\$ -	\$ 175,000	100%
Durham Priority Transit Access and Safety Improvements	\$ 1,202,900	\$ 930,320	\$ 272,580	\$ -	\$ -	\$ -	\$ -	0%
Patterson Place Bus Stop Improvements	\$ 293,144	\$ 116,459	\$ 176,685	\$ -	\$ -	\$ -	\$ -	0%
BOMF- Fuel Ine System Replacement Project	\$ 225,000	\$ -	\$ -	\$ -	\$ -	\$ -	\$ 225,000	100%
Asphalt Resurfacing / Scissor Lift *	\$ 48,200	\$ 38,560	\$ -	\$ -	\$ -	\$ -	\$ 9,640	20%
Facility Repair and Operational Improvements	\$ 220,000	\$ -	\$ -	\$ -	\$ -	\$ -	\$ 220,000	100%
Board Live Streaming Upfit*	\$ 65,823		\$ -	\$ -	\$ -	\$ -	\$ 65,823	100%
Safety and Security -- 1% Requirement	\$ 23,715	\$ 18,972	\$ -	\$ -	\$ -	\$ -	\$ 4,743	20%
<b>TOTAL</b>	<b>\$ 23,288,061</b>	<b>\$ 12,963,504</b>	<b>\$ 1,161,675</b>	<b>\$ 497,274</b>	<b>\$ 7,235,327</b>	<b>\$ 30,000</b>	<b>\$ 1,400,281</b>	<b>6%</b>

\*Carryforward from FY22



## **VI. GRANTS**

Expected Grant Revenues for FY 2023

		Prime: Deirdre Walker								
	Purpose of Grant	FTA Contribution	NCDOT Contribution	Durham Contribution	Orange Contribution	Wake Contribution	GoTriangle Contribution	Intergovernmental Contribution	Total Revenues	
<b>Federal Transit Administration (FTA) Grants</b>										
Section 5307 Formula Program Grant										
	Planning	121,040.00			-		30,260.00		\$ 151,300	
	Planning	\$ 30,701		\$ 300,410	\$ 11,551	\$ 61,663	\$ 7,675		\$ 412,000	
	Preventive Maintenance- Bus Operations	\$ 1,600,000	\$ -				\$ 400,000	\$ -	\$ 2,000,000	
	Capital Purchase - Safety and Security-1%	\$ 18,972					\$ 4,743		\$ 23,715	
	Capital Purchase - Updating Vehicle & Dispatch Radio Comm. System	\$ 1,120,000					\$ 280,000		\$ 1,400,000	
	Capital Purchase-Asphalt Resurfacing/Scissor Lift	\$ 38,560					\$ 9,640		\$ 48,200	
BUILD Grant										
	RUS Bus Project	\$ 4,990,690				\$ 4,479,310		\$ 30,000	\$ 9,500,000	
RAISE Discretionary Grant										
	Regional Transit Center	\$ 3,600,000		\$ 412,000	\$ 240,000	\$ 1,648,000	\$ -		\$ 5,900,000	
STP-DA FHWA/FTA Funds										
	Wake County Amenities	\$ 1,031,840	\$ -	\$ -		\$ 895,289	\$ -	\$ -	\$ 1,927,129	
	I-540 Bus On Shoulders Improvements	\$ 98,262				\$ 24,565			\$ 122,827	
	Downtown Apex Transfer Point Improvements	\$ 166,500				\$ 126,500	\$ 40,000		\$ 333,000	
Section 5310 Elderly Persons and Persons with Disabilities										
	Capital Purchase - Rolling Stock (Paratransit)	\$ 309,600		\$ -		\$ -	\$ 77,400	\$ -	\$ 387,000	
Section STBGA										
	Hillsborough Park & Ride	\$ 111,600			145,723				\$ 257,323	
	Priority Transit Access Improvements	\$ 400,000			100,000				\$ 500,000	
	Durham Priority Transit Access and Safety Improvements	\$ 930,320		\$ 272,580					\$ 1,202,900	
	Patterson Place Bus Stop Improvements	\$ 116,459		\$ 176,685					\$ 293,144	
	<b>Total Federal Grants</b>	<u>\$ 14,684,544</u>	<u>\$ -</u>	<u>\$ 1,161,675</u>	<u>\$ 497,274</u>	<u>\$ 7,235,327</u>	<u>\$ 849,718</u>	<u>\$ 30,000</u>	<u>\$ 24,458,538</u>	
	State Maintenance Assistance Program Grant		\$ 2,800,000						\$ 2,800,000	
Advanced Technology										
	Advanced Technology Grant Application-ShareTheRideNC	\$ -	\$ 43,840	\$ -		\$ -	\$ 10,960	\$ -	\$ 54,800	
	ERP System			\$ 576,055	\$ 159,334	\$ 612,825	\$ 1,103,085		\$ 2,451,299	
Rideshare Grants										
	Regional Services Development/Sustainable Travel Services	\$ -	\$ -	\$ -		\$ -	\$ 227,948	\$ 706,362	\$ 934,310	
	<b>Total NCDOT Grants</b>	<u>\$ -</u>	<u>\$ 2,843,840</u>	<u>\$ 576,055</u>	<u>\$ 159,334</u>	<u>\$ 612,825</u>	<u>\$ 1,341,993</u>	<u>\$ 706,362</u>	<u>\$ 6,240,409</u>	
	<b>TOTALS:</b>	<u>\$ 14,684,544</u>	<u>\$ 2,843,840</u>	<u>\$ 1,737,730</u>	<u>\$ 656,608</u>	<u>\$ 7,848,152</u>	<u>\$ 2,191,711</u>	<u>\$ 736,362</u>	<u>\$ 30,698,947</u>	
	GENERAL FUND in GREEN	\$ 121,040	\$ -	\$ -	\$ -	\$ -	\$ 30,260	\$ -	\$ 151,300	
	RIDESHARE FUND in YELLOW	\$ -	\$ -	\$ -	\$ -	\$ -	\$ 227,948	\$ 706,362	\$ 934,310	
	REGIONAL BUS SERVICE FUND in BLUE	\$ 1,600,000	\$ 2,800,000	\$ -	\$ -	\$ -	\$ 400,000	\$ -	\$ 4,800,000	
	CAPITAL PROJECT FUND in BURNT ORANGE	\$ 12,963,504	\$ -	\$ -	\$ -	\$ -	\$ 419,458	\$ -	\$ 13,382,962	
	ADVANCED TECHNOLOGY FUND in PURPLE	\$ -	\$ 43,840	\$ -	\$ -	\$ -	\$ 1,114,045	\$ -	\$ 1,157,885	
	DURHAM FUND in PINK	\$ -	\$ -	\$ 1,737,730	\$ -	\$ -	\$ -	\$ -	\$ 1,737,730	
	Orange Fund in Orange	\$ -	\$ -	\$ -	\$ 656,608	\$ -	\$ -	\$ -	\$ 656,608	
	WAKE COUNTY FUND in OLIVE	\$ -	\$ -	\$ -	\$ -	\$ 7,848,152	\$ -	\$ 30,000	\$ 7,878,152	
		<u>\$ 14,684,544</u>	<u>\$ 2,843,840</u>	<u>\$ 1,737,730</u>	<u>\$ 656,608</u>	<u>\$ 7,848,152</u>	<u>\$ 2,191,711</u>	<u>\$ 736,362</u>	<u>\$ 30,698,947</u>	



**VII. TOTAL SPENDING AND HEADCOUNT BY  
PROJECT**

## GoTriangle FY23 Summary of Total Spending and Headcount (Excludes Durham, Orange, Wake, & GoDurham)

	Total Spending			FTE		
	FY22 Budget (Amended)	FY23 Adopted	FY23 +/- FY22 Bud	FY22 Bud	FY23 Adopted	FY23 +/- FY22 Bud
Board	\$ 171,455	\$ 192,326	\$ 20,871	-	-	-
Administration	472,163	497,235	25,072	3.55	3.70	0.15
Executive Office	652,793	958,348	305,555	3.00	4.00	1.00
Chief Operations Office	176,795	-	(176,795)	1.00	0.00	(1.00)
EEO/DBE	226,526	171,929	(54,597)	2.00	2.00	0.00
Talent Services	855,103	835,599	(19,504)	5.00	5.00	-
Finance/IT	2,360,815	2,007,193	(353,622)	14.00	15.00	1.00
Comm. and Public Relations	995,069	1,038,504	43,435	7.50	7.50	-
Legal	632,443	953,178	320,735	2.00	4.10	2
Real Estate	348,833	336,300	(12,533)	2.95	3.05	0.10
Capital Development	444,028	273,635	(170,393)	2.43	2.43	0.00
Johnston County	172,110	141,049	(31,061)	-	-	-
Vanpool	252,066	257,490	5,424	1.00	1.00	-
Bus Maintenance*	5,625,392	5,650,612	25,220	34.00	34.00	0.00
Bus Supervision*	2,570,879	2,737,101	166,222	23.60	23.60	0.00
Bus Operations*	11,602,422	11,317,706	(284,716)	95.00	95.00	-
Paratransit*	2,998,842	3,378,664	379,822	31.00	31.00	-
Sustainable Travel Services	788,793	760,352	(28,441)	5.00	5.00	-
Regional Call Center	1,115,384	1,062,901	(52,483)	9.00	9.00	-
Regional Services	215,864	164,936	(50,928)	2.20	1.50	(0.70)
Regional Services Planning	387,538	304,548	(82,990)	2.00	2.00	-
Plaza	526,950	332,100	(194,850)	-	-	-
<b>Operating/Personnel Expenses</b>	<b>\$ 33,592,263</b>	<b>\$ 33,371,706</b>	<b>(\$220,557)</b>	<b>246.23</b>	<b>248.88</b>	<b>2.65</b>
Unemployment Claims	77,000	77,000	-			
Capital	36,342,508	25,879,160	(10,463,348)			
Major Transit Direct Costs	898,500	514,000	(384,500)			
<b>Total Expenditures</b>	<b>\$ 70,910,271</b>	<b>\$ 59,841,866</b>	<b>\$ (11,068,405)</b>			

\*Headcount allocated based on bus revenue hours

# Durham Transit Workplan

## FY23 Summary of Total Spending and Headcount

	FY22 Budget (Amended)	FY23 Adopted	FY23 +/- FY22 Bud	FTE (100%)		
				FY22 Bud	FY23 Adopted	FY23 +/-) FY22 Bud
Board	\$4,400	\$3,400	(\$1,000)	-	-	-
Talent Services	22,700	22,800	100	-	-	-
Comm. & Public Relations	355,600	367,525	11,925	1.50	1.50	-
Legal	200,700	130,554	(70,146)	0.82	0.70	(0.12)
Real Estate	179,200	131,066	(48,134)	0.77	0.41	-
Capital Development	550,700	606,118	55,418	2.82	2.87	0.05
Finance/IT	500,700	510,218	9,518	0.93	1.18	0.25
Administration	33,600	23,165	(10,435)	0.20	0.20	-
EEO/DBE	5,700	5,700	-	-	-	-
Plaza Building	39,400	17,700	(21,700)	-	-	-
Regional Services - Planning	455,700	319,650	(136,050)	-	-	-
Regional Services	-	-	0	-	-	-
GoTriangle Bus Operations	1,674,200	1,776,521	102,321	-	-	-
<b>Operating/Personnel Expenses</b>	<b>\$4,022,600</b>	<b>\$3,914,417</b>	<b>(\$108,183)</b>	<b>7.03</b>	<b>6.85</b>	<b>0.19</b>
<b><u>Capital / Other Expenditure</u></b>						
Transit Partners Operating Projects	\$ 6,149,500	\$ 7,995,323	\$ 1,845,823			
GoTriangle Capital Projects	15,560,239	20,964,683	5,404,444			
Transit Partners Capital Projects	18,302,455	19,279,944	977,489			
<b>Total Capital/Other Expenses</b>	<b>\$ 40,012,194</b>	<b>\$ 48,239,950</b>	<b>\$ 8,227,756</b>			
<b>Total Durham Expenses</b>	<b>\$ 44,034,794</b>	<b>\$ 52,154,367</b>	<b>\$ 8,119,573</b>			

# Orange Transit Workplan

## FY23 Summary of Total Spending and Headcount

	FY22 Budget (Amended)	FY23 Adopted	FY23 +/- FY22 Bud	FTE (100%)		
				FY22 Bud	FY23 Adopted	FY23 +/-) FY22 Bud
Board	\$1,800	\$1,500	(\$300)	-	-	-
Talent Services	9,300	9,300	-	-	-	-
Comm. & Public Relations	87,700	91,894	4,194	0.50	0.50	-
Legal	44,900	28,721	(16,179)	0.19	0.20	0.0
Real Estate	40,200	59,993	19,793	0.18	0.14	-
Capital Development	154,300	187,990	33,690	0.90	0.89	-
Finance/IT	323,300	337,161	13,861	0.93	1.18	0.3
Administration	33,400	23,165	(10,235)	0.20	0.20	-
EEO/DBE	2,300	2,300	-	-	-	-
Plaza Building	16,200	7,200	(9,000)	-	-	-
Regional Services - Planning	53,300	31,600	(21,700)	-	-	-
Regional Services	-	-	-	-	-	-
GoTriangle Bus Operations	1,014,900	1,089,866	74,966	-	-	-
<b>Operating/Personnel Expenses</b>	<b>\$1,781,600</b>	<b>\$1,870,690</b>	<b>89,090</b>	<b>2.89</b>	<b>3.11</b>	<b>0.3</b>
<b><u>Capital / Other Expenditure</u></b>						
Transit Partners Operating Projects	\$ 3,195,700	\$ 3,468,295	\$ 272,595			
GoTriangle Capital Projects	2,172,493	2,437,432	264,939			
Transit Partners Capital Projects	6,356,177	6,614,862	258,685			
<b>Total Capital/Other Expenses</b>	<b>\$ 11,724,370</b>	<b>\$ 12,520,589</b>	<b>\$ (796,219)</b>			
<b>Total Orange Expenses</b>	<b>\$ 13,505,970</b>	<b>\$ 14,391,279</b>	<b>\$ (707,129)</b>			

# Wake County Transit Plan

## FY23 Summary of Total Spending and Headcount

	FY22 Budget	FY23 Adopted Budget	FY23 +/- FY22 Bud	FTE		
				FY22 Bud	FY23 Adop	FY23 +/- FY22 Bud
Board	\$9,700	\$8,500	(\$1,200)	-	-	-
Talent Services	49,200	53,400	4,200	-	-	-
Finance/IT	753,698	638,673	(115,025)	3.15	3.65	0.50
Comm. and Public Relations	884,179	743,496	(140,683)	4.50	4.50	-
Legal	148,432	167,158	18,726	1.00	1.00	-
Real Estate	174,109	252,109	78,000	-	0.41	0.41
Executive Office	-	-	-	-	-	-
Cap Development	800,431	975,543	175,111	5.55	6.56	1.01
EEO/DBE	12,499	13,300	801	-	-	-
Plaza Building	87,499	41,600	(45,899)	-	-	-
Bus Supervision	29,089	30,314	1,226	0.40	0.40	-
Regional Call Center	63,957	52,547	(11,410)	-	-	-
Regional Services - Planning	140,887	151,415	10,527	1.00	1.00	-
Regional Services	-	-	-	-	-	-
GoTriangle Bus Operations	3,300,167	4,987,984	1,687,817	-	-	-
<b>Operating/Personnel Expenses</b>	<b>\$6,453,847</b>	<b>\$8,116,039</b>	<b>\$1,662,192</b>	<b>15.60</b>	<b>17.52</b>	<b>1.92</b>
<b><u>Capital/Other Expenses</u></b>						
Transit Partners Operating Projects	\$ 18,390,935	\$ 21,100,984	\$2,710,049			
GoTriangle Capital Projects	33,027,574	45,315,224	12,287,651			
Transit Partners Capital Projects	192,737,522	197,440,973	4,703,451			
<b>Total Capital/Other Expenses</b>	<b>\$ 244,156,030</b>	<b>\$ 263,857,181</b>	<b>\$ 19,701,150</b>			
<b>Total Wake Expenses</b>	<b>\$ 250,609,878</b>	<b>\$ 271,973,220</b>	<b>\$ 21,363,342</b>			



# GoDurham

## FY23 Summary of Total Spending and Headcount

	FY22 Budget	FY23 Adopted Budget	FY23 +/- FY22 Bud	FTE (100%)		
				FY22 Bud	FY23 Adop	FY23 +/- FY22 Bud
Administration	\$ 171,542	\$ 272,174	\$ 100,632	1.05	1.90	0.85
Finance/IT/Administration	135,341	139,258	3,917	1.00	1.00	0.00
Capital Development	323,844	323,844	0	1.30	1.30	0.00
Real Estate	12,269	-	(12,269)	0.10	0.00	(0.10)
Comm. and Public Relations	113,703	-	(113,703)	1.00	0.00	(1.00)
Bus Supervision	324,890	329,262	4,372	2.00	2.00	0.00
Regional Services	291,230	342,796	51,566	2.50	2.75	0.25
Regional Services -Planning	160,295	177,153	16,858	1.00	1.00	0.00
<b>Operating/Personnel Expenses</b>	<b>\$ 1,533,114</b>	<b>\$ 1,584,487</b>	<b>\$51,373</b>	<b>9.95</b>	<b>9.95</b>	<b>(0.00)</b>
<b>Other Expenses*</b>	<b>19,000</b>	<b>11,501</b>	<b>(7,499)</b>			
<b>Total GoTriangle Exp (Reimbursed)</b>	<b>\$ 1,552,114</b>	<b>\$ 1,595,988</b>	<b>\$ 43,874</b>			

\*Includes direct charges related to IT, mileage, misc

Headcount totals reflect employees allocated 100% to GoDurham. Total costs include other employees who are allocated at less than 100% (9.95 equivalent positions)



**VIII. SUMMARY OF EXPENDITURES BY LINE  
ITEM/DEPARTMENTS**

## FY23 Budget Summary by Line Item (GoTriangle/GoDurham Only)

<b>Operating</b>	<b>FY2023 Budget Total</b>	<b>FY2022 Budget Total</b>	<b>Variance FY23 to FY22</b>
Compensation Related	\$16,855,492	\$16,500,462	\$355,030
FICA/Pension	2,576,825	2,536,042	\$40,783
Employee Insurance	3,212,504	3,144,119	\$68,385
Board Compensation	11,000	11,000	\$0
Insurance	1,966,999	1,694,015	\$272,984
IT	1,549,332	1,479,260	\$70,072
Plaza Parking Lease	10,000	42,000	(\$32,000)
Utilities	159,000	263,000	(\$104,000)
Accounting & Auditing Fees	70,000	69,000	\$1,000
Indirect Cost Allocation	1,614,640	1,756,088	(\$141,448)
Lobbying	66,000	66,000	\$0
Other Prof. Serv./Consultants	1,255,667	1,310,010	(\$54,343)
Fuels and Lubricants	1,454,506	1,572,995	(\$118,489)
Tires and Tubes	136,000	136,000	\$0
Parts and Maintenance	1,023,084	1,023,084	\$0
Maintenance Supplies	100,500	100,500	\$0
Outside Repairs Parts	45,000	40,000	\$5,000
Outside Repairs - Vehicles	215,000	315,000	(\$100,000)
Outside Repairs - Buildng	360,500	479,800	(\$119,300)
Advertising	143,400	155,300	(\$11,900)
Printing	149,280	159,630	(\$10,350)
Promotions	85,700	79,300	\$6,400
Surveys	50,000	50,000	\$0
Travel	109,751	96,500	\$13,251
Training	69,900	57,050	\$12,850
Conferences	75,600	38,000	\$37,600
Unemployment Claims	77,000	77,000	\$0
Contracted Services	1,413,708	1,410,013	\$3,695
Consultants - Legal Expense	67,500	40,000	\$27,500
Dues and Subscriptions	78,800	79,900	(\$1,100)
Special Events	8,700	8,000	\$700
Maint Fee - Park & Ride	76,089	88,302	(\$12,213)
Towing	28,000	30,000	(\$2,000)
Property Management	20,000	25,000	(\$5,000)
Demolition	20,000	20,000	\$0
Other	403,215	746,705	(\$343,490)
<b>Total Operating</b>	<b>35,558,692</b>	<b>35,699,075</b>	<b>(140,383)</b>
<b>Total Capital</b>	<b>25,879,160</b>	<b>36,763,311</b>	<b>(10,884,151)</b>
<b>Total Expenditures</b>	<b>61,437,852</b>	<b>72,462,386</b>	<b>(11,024,534)</b>

**DEPARTMENT SUMMARY**

**Fiscal Year 2023**

	General Fund FY23 Adopted	GoDurham FY23 Adopted	Durham FY23 Adopted	Orange FY23 Adopted	Wake FY23 Adopted	Bus Fund FY23 Adopted	Rideshare Fund FY23 Adopted	Total All Funds FY23 Adopted	Total All Funds FY22 Budget	Variance FY23-FY22
<b>EXPENDITURES</b>										
Board	192,326		3,400	1,500	8,500			205,726	187,355	18,371
Executive Office	958,348							958,348	652,793	305,555
Chief Operations Office									176,795	(176,795)
Human Resources	835,599		22,800	9,300	53,400			921,099	936,303	(15,204)
Communications & Public Relations	1,038,504		367,525	91,894	743,496			2,241,419	2,436,251	(194,832)
Johnston County	141,049							141,049	172,110	(31,061)
Legal	953,178		130,554	28,721	167,158			1,279,611	1,026,475	253,136
Real Estate	336,300		131,066	59,993	252,109			779,469	754,612	24,857
Capital Development	273,635	323,844	606,118	187,990	975,543			2,367,129	2,273,303	93,826
Finance/IT	2,007,193	139,258	510,218	337,161	638,673			3,632,503	4,073,853	(441,351)
Administration	497,235	272,174	23,165	23,165				815,740	710,705	105,035
EEO/DBE	171,929		5,700	2,300	13,300			193,229	247,025	(53,796)
GoDurham		11,501						11,501	19,000	(7,499)
Plaza Building	332,100		17,700	7,200	41,600			398,600	670,049	(271,449)
Bus Supervision		329,262			30,314	2,737,101		3,096,677	2,924,858	171,819
Bus Operations						11,317,706		11,317,706	11,602,422	(284,716)
Bus Maintenance						5,650,612		5,650,612	5,625,392	25,220
Vanpool						257,490		257,490	252,066	5,423
Paratransit						3,378,664		3,378,664	2,998,842	379,822
Regional Services - Planning		177,153	319,650	31,600	151,415		304,548	984,366	1,197,721	(213,355)
Regional Services		342,796					164,936	507,731	507,094	638
Regional Call Center					52,547		1,062,901	1,115,448	1,179,341	(63,894)
Sustainable Travel Services							760,352	760,352	788,793	(28,442)
<b>Total Expenditures</b>	<b>7,737,396</b>	<b>1,595,988</b>	<b>2,137,896</b>	<b>780,824</b>	<b>3,128,055</b>	<b>23,341,573</b>	<b>2,292,737</b>	<b>41,014,466</b>	<b>41,413,158</b>	<b>(398,694)</b>



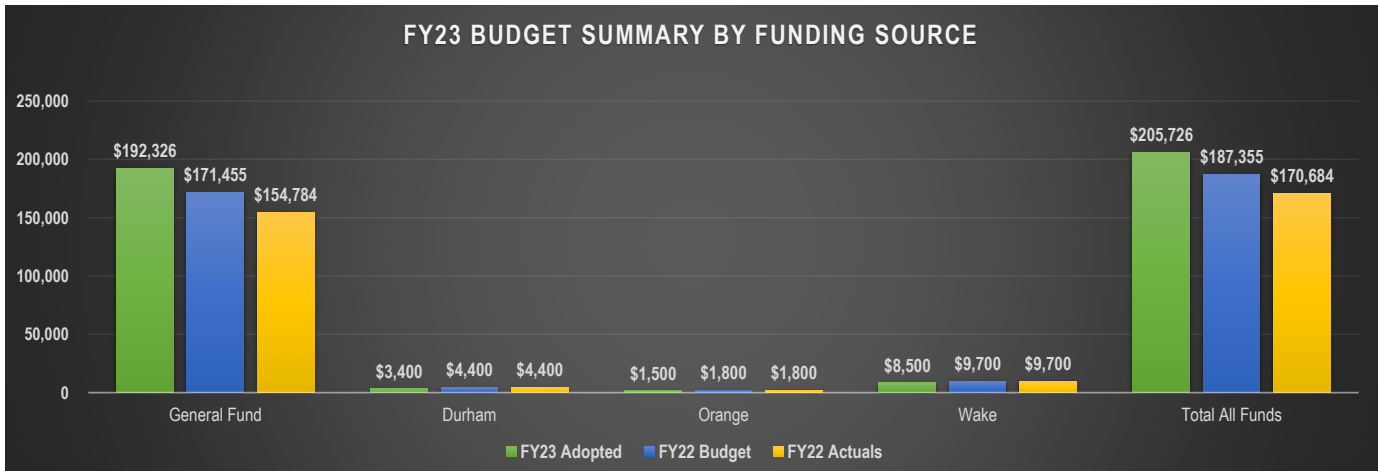
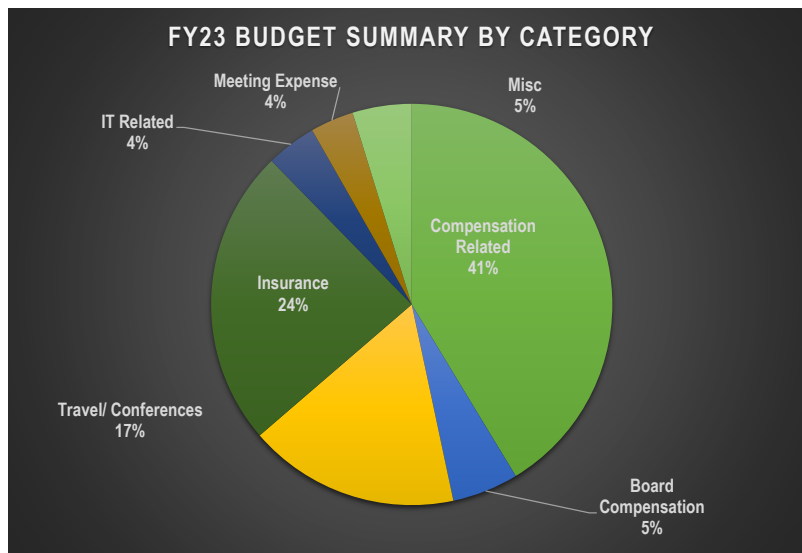
## **IX. DEPARTMENT EXPENSE SUMMARIES**

## DEPARTMENT OVERVIEW BOARD OF TRUSTEES

(Includes Durham, Orange and Wake)

**About the Board:**

GoTriangle is governed by a 13 member Board of Trustees. The members of the Board are appointed by the three boards of county commissioners (Durham, Orange and Wake), four city councils (Cary, Chapel Hill, Durham and Raleigh) and the NC Secretary of Transportation and serve staggered four-year terms. Annually the Board elects from among its membership a Chair, Vice Chair, Secretary and Treasurer. The Board uses a committee structure to conduct its business: Operations & Finance, Planning & Legislative and Personnel. The Board and its committees hold regular meetings, which are open to the public.



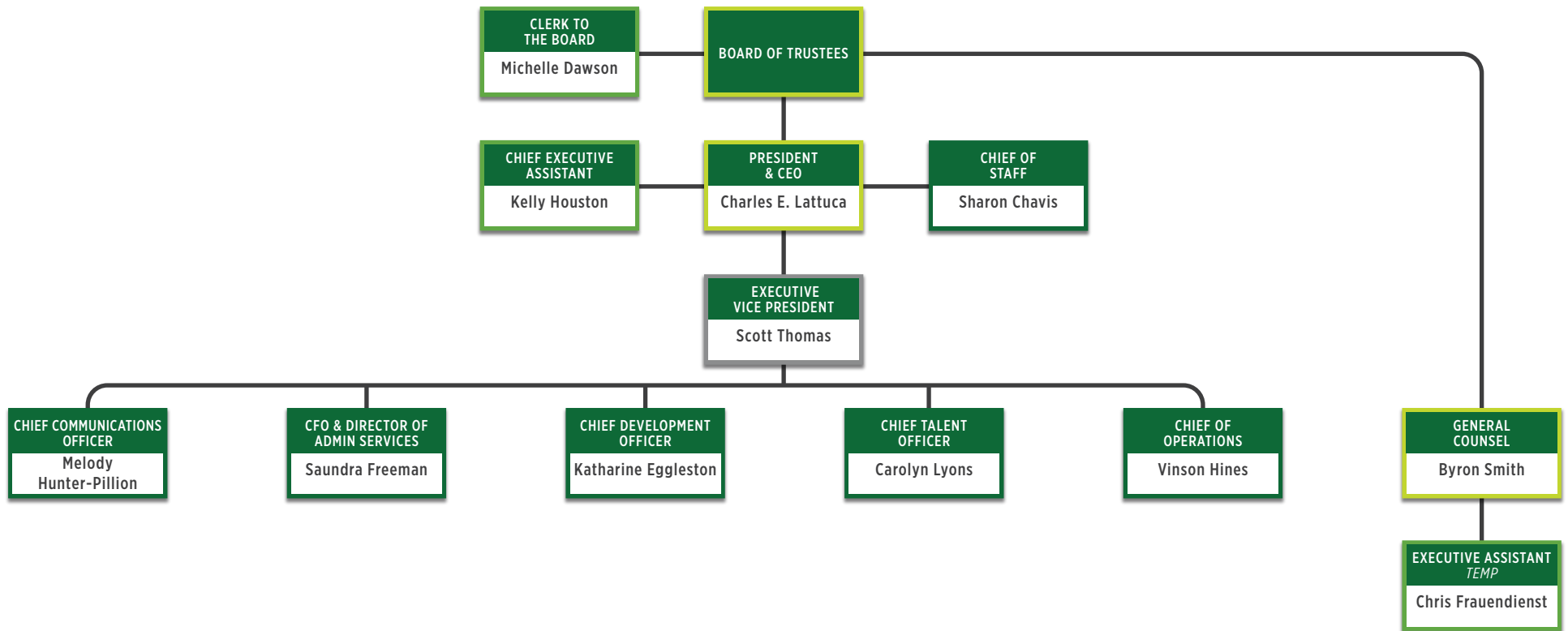
FY 2022 Budget	FY 2023 Adopted	Variance FY23 to FY22
\$187,355	\$205,726	\$18,371

## BOARD

	All Funds FY2022 Budget	General Fund FY2023 Adopted	Durham FY2023 Adopted	Orange FY2023 Adopted	Wake FY2023 Adopted	All Funds FY2023 Adopted	Variance FY23 - FY22
<b>TOTAL SALARIES AND WAGES</b>	<b>\$74,818</b>	<b>\$78,970</b>				<b>\$78,970</b>	<b>\$4,152</b>
<b>TOTAL NON-SALARY AND WAGES</b>	<b>112,538</b>	<b>113,356</b>	<b>3,400</b>	<b>1,500</b>	<b>8,500</b>	<b>126,756</b>	<b>14,218</b>
Board Compensation	11,000	11,000				11,000	
Employer FICA	5,724	6,041				6,041	318
Workers' Compensation	1,254	690				690	(565)
Other Professional Services	5,000	7,520				7,520	2,520
Meeting Expense - Materials	1,200	1,200				1,200	
Meeting Refreshment	6,000	6,000				6,000	
Office Supplies	800	820				820	20
Travel	12,500	25,000				25,000	12,500
Conferences	5,000	10,000				10,000	5,000
Telephone/WAN Services	254	244				244	(10)
Telephone- Wireless	580	580				580	
Postage	80	80				80	
Printing	80	80				80	
Advertisement Services		100				100	100
Copier/Printer/Fax Lease	157	169				169	12
Technology Maint. Contracts	7,313	7,323				7,323	10
Property & Gen Liability Insurance	588	589				589	1
Public Officials Insurance	37,908	48,120				48,120	10,212
Durham Allocation	4,400		3,400			3,400	(1,000)
Orange Allocation	1,800			1,500		1,500	(300)
Wake Allocation	9,700				8,500	8,500	(1,200)
Transit Plan Allocation*		(13,400)				(13,400)	(13,400)
Dues and Subscriptions	1,200	1,200				1,200	
<b>TOTAL EXPENSES</b>	<b>187,355</b>	<b>192,326</b>	<b>3,400</b>	<b>1,500</b>	<b>8,500</b>	<b>205,726</b>	<b>18,371</b>

\*Categorized as revenue in FY22 budget

(15,900)



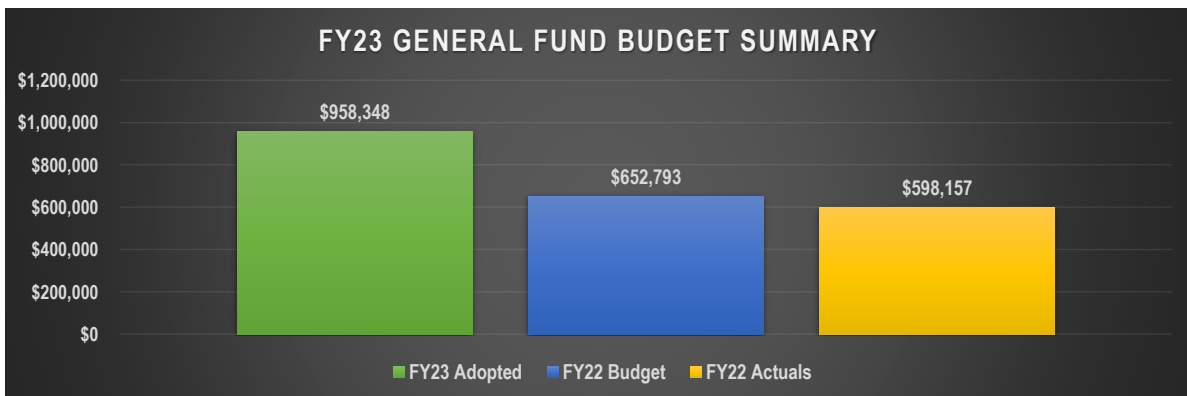
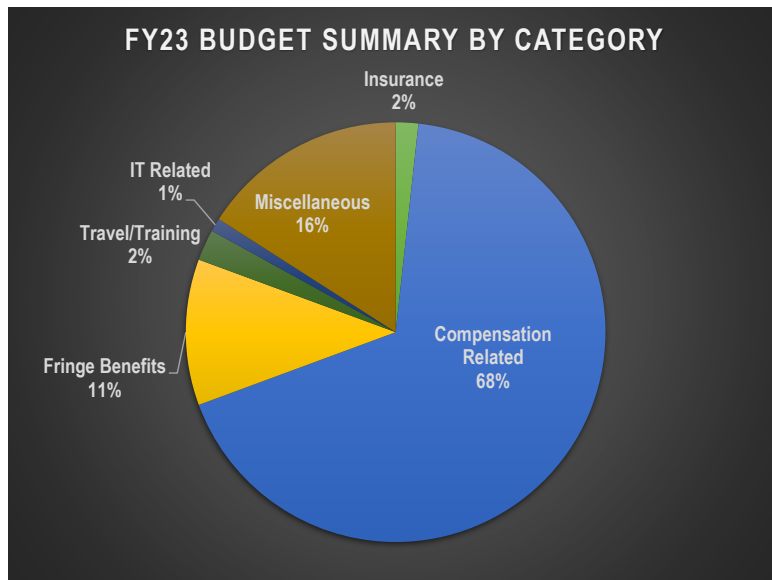


## DEPARTMENT OVERVIEW EXECUTIVE OFFICE

Total FTEs: 4

**About the Department:**

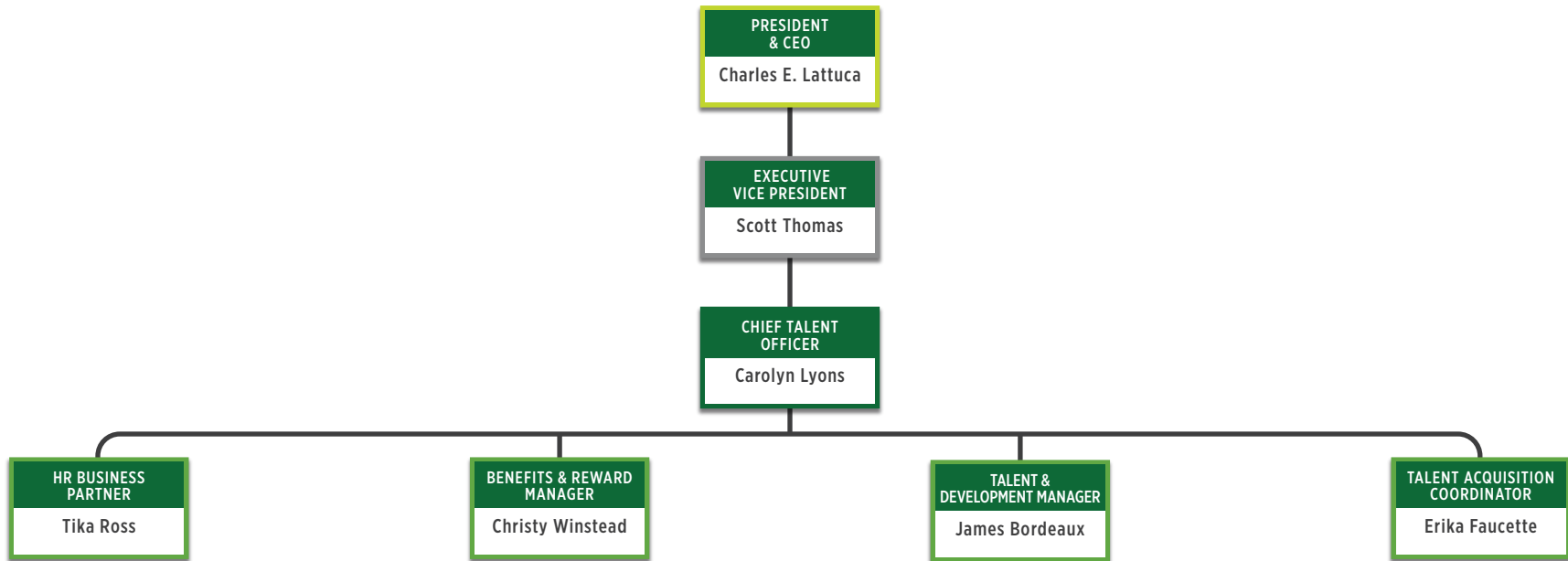
The Executive Office is responsible for the day to day management of GoTriangle's entire operation. This task encompasses managing a total of 17 departments working together to deliver excellent transit services to the surrounding areas. This includes overseeing the departments that manage the administrative and financial aspects of the Durham-Orange Transit plan as well as activities included in the Wake Transit Plan.



FY 2022 Budget	FY 2023 Adopted	Variance FY23 to FY22
<b>\$652,793</b>	<b>\$958,348</b>	<b>\$305,555</b>

## EXECUTIVE OFFICE

<i>FTE's</i>	3.00	4.00	1.00
	<b>All Funds FY2022 Budget</b>	<b>General Fund FY2023 Adopted</b>	<b>FY23 - FY22</b>
<b>TOTAL SALARIES AND WAGES</b>	<b>\$419,203</b>	<b>\$602,104</b>	<b>\$182,901</b>
<b>TOTAL NON-SALARY AND WAGES</b>	<b>233,590</b>	<b>356,244</b>	<b>122,654</b>
Employer Dental Insurance	1,581	2,212	631
Medical Insurance	34,437	47,128	12,691
Vision Insurance	333	468	135
Employer FICA	32,069	46,061	13,992
Employer Pension	52,420	58,001	5,581
Workers' Compensation	3,762	5,516	1,754
Temporary Staffing	10,000		(10,000)
Other Professional Services	75,000	150,000	75,000
Meeting Refreshment		1,200	1,200
Office Supplies	250	500	250
Travel	7,000	10,000	3,000
Employee Training		3,000	3,000
Conferences		10,000	10,000
Telephone/WAN Services	1,525	1,949	424
Telephone- Wireless	1,800	2,448	648
Postage		100	100
Printing	200	500	300
Copier/Printer/Fax Lease	944	1,351	407
Technology Maint. Contracts	3,074	4,187	1,113
Property & Gen Liability Insurance	3,363	4,708	1,345
Public Officials Insurance	5,832	6,415	583
Dues and Subscriptions		500	500
<b>TOTAL EXPENSES</b>	<b>652,793</b>	<b>958,348</b>	<b>305,555</b>



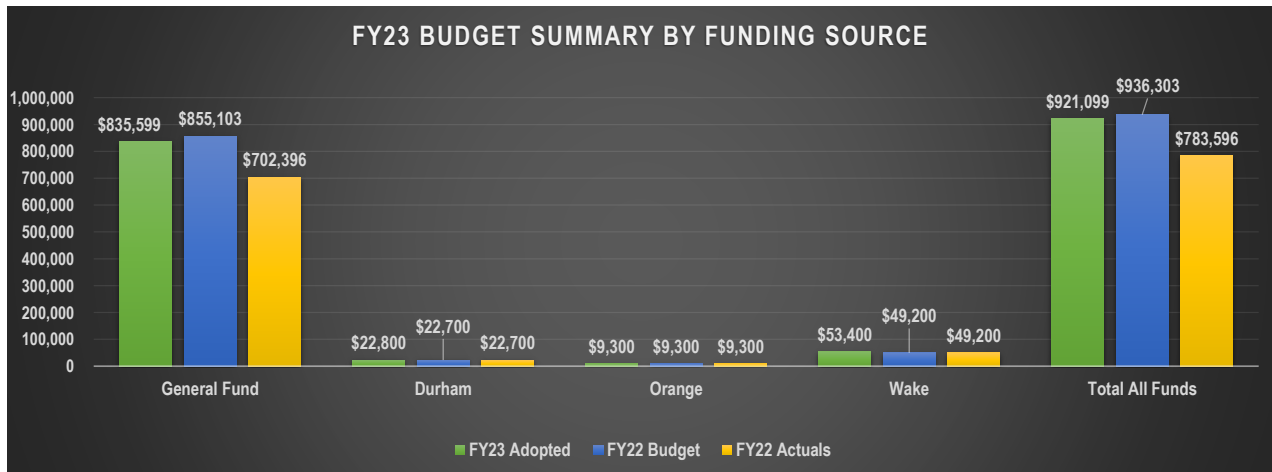
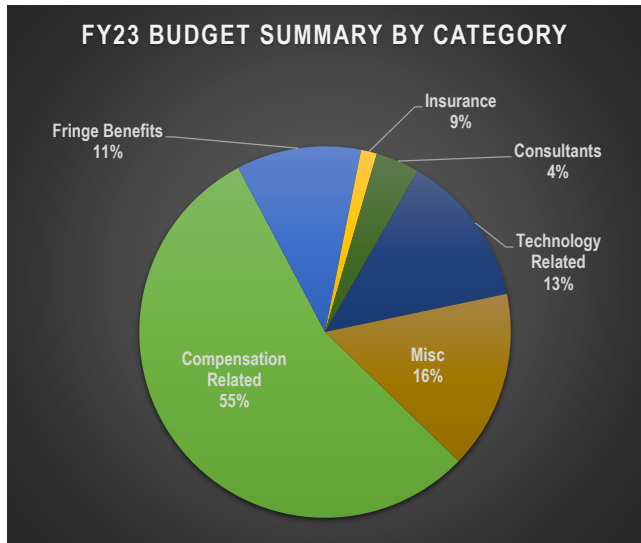
## DEPARTMENT OVERVIEW TALENT SERVICES

(Includes Durham, Orange and Wake)

TOTAL FTEs: 5

**About the Department**

The Talent Services department are strategic partners in providing recommendations, management support and guidance to the Board, President and CEO and GoTriangle leadership team. Talent services supports the organization in achieving it's mission by fostering a better employee experience in every aspect of the employee life cycle.



		<b>Variance FY23 to FY22</b>
<b>FY 2022 Budget</b>	<b>FY 2023 Adopted</b>	
\$936,303	\$921,099	(\$15,204)

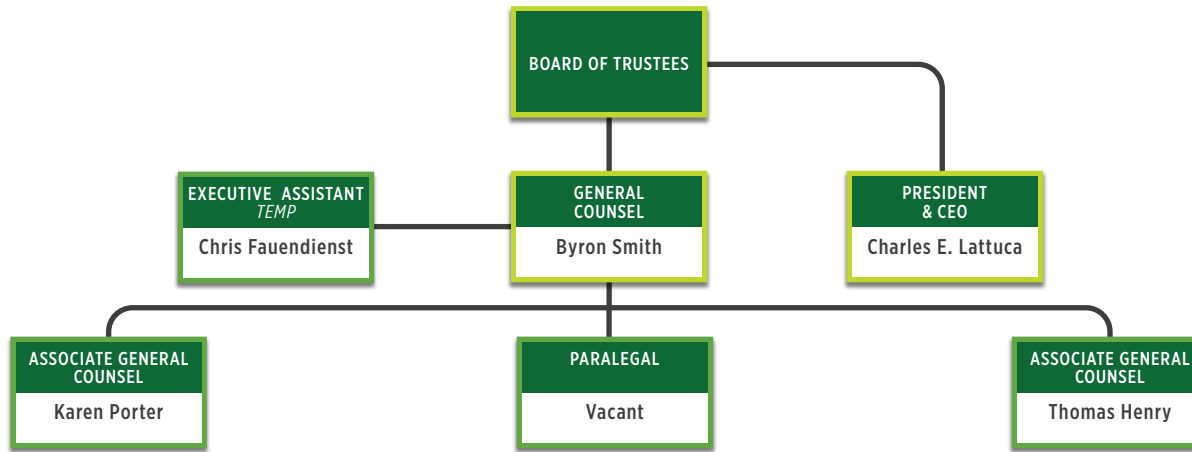
## TALENT SERVICES

FTE's	5.00	5.00				5.00	
	All Funds FY2022 Budget	General Fund FY2023 Adopted	Durham Plan FY2023 Adopted	Orange Plan FY2023 Adopted	Wake Plan FY2023 Adopted	All Funds FY2023 Adopted	Variance FY23 - FY22
<b>TOTAL SALARIES AND WAGES</b>	<b>\$492,536</b>	<b>\$470,974</b>				<b>\$470,974</b>	<b>(\$21,562)</b>
<b>TOTAL NON-SALARY AND WAGES</b>	<b>443,767</b>	<b>364,626</b>	<b>22,800</b>	<b>9,300</b>	<b>53,400</b>	<b>450,126</b>	<b>6,358</b>
Employer Dental Insurance	2,635	2,765				2,765	130
Medical Insurance	57,395	58,910				58,910	1,515
Vision Insurance	555	585				585	30
Employer FICA	37,697	36,030				36,030	(1,668)
Employer Pension	39,402	37,678				37,678	(1,724)
Workers' Compensation	6,270	6,895				6,895	625
Employee Assistance		10,000				10,000	10,000
Flexible Benefits Plan		15,000				15,000	15,000
Other Fringe Benefits		50,000				50,000	50,000
Consultants - Legal Expense	10,000	10,000				10,000	
Employee Phys/Test	6,000	6,000				6,000	
Consultants	75,000	25,000				25,000	(50,000)
Temporary Staffing	15,000	15,000				15,000	
Meeting Refreshment	1,500	1,500				1,500	
Office Supplies	3,000	2,000				2,000	(1,000)
Travel	750	750				750	
Employee Training	5,000	5,000				5,000	
Conferences	2,500	5,000				5,000	2,500
Telephone/WAN Services	2,541	2,436				2,436	(105)
Telephone- Wireless	820	820				820	
Postage	500	250				250	(250)
Printing	5,000	5,000				5,000	
Advertisement Services	7,500	7,500				7,500	
Copier/Printer/Fax Lease	1,573	1,688				1,688	115
Technology Maint. Contracts	66,324	78,434				78,434	12,110
Property & Gen Liability Insurance	5,605	5,885				5,885	280

**TALENT SERVICES**

<i>FTE's</i>	<i>5.00</i>	<i>5.00</i>				<i>5.00</i>	
	<b>All Funds FY2022 Budget</b>	<b>General Fund FY2023 Adopted</b>	<b>Durham Plan FY2023 Adopted</b>	<b>Orange Plan FY2023 Adopted</b>	<b>Wake Plan FY2023 Adopted</b>	<b>All Funds FY2023 Adopted</b>	<b>Variance FY23 - FY22</b>
Durham Allocation	22,700		22,800			22,800	100
Orange Allocation	9,300			9,300		9,300	
Wake Allocation	49,200				53,400	53,400	4,200
Transit Plan Allocation		(85,500)				(85,500)	(85,500)
Dues and Subscriptions	10,000	10,000				10,000	
Office Furniture (Capital)		10,000				10,000	10,000
Tech Systems Equipment/Software		40,000				40,000	40,000
<b>TOTAL EXPENSES</b>	<b>936,303</b>	<b>835,599</b>	<b>22,800</b>	<b>9,300</b>	<b>53,400</b>	<b>921,099</b>	<b>(15,204)</b>

\*Categorized as revenue in FY22 budget (81,200)



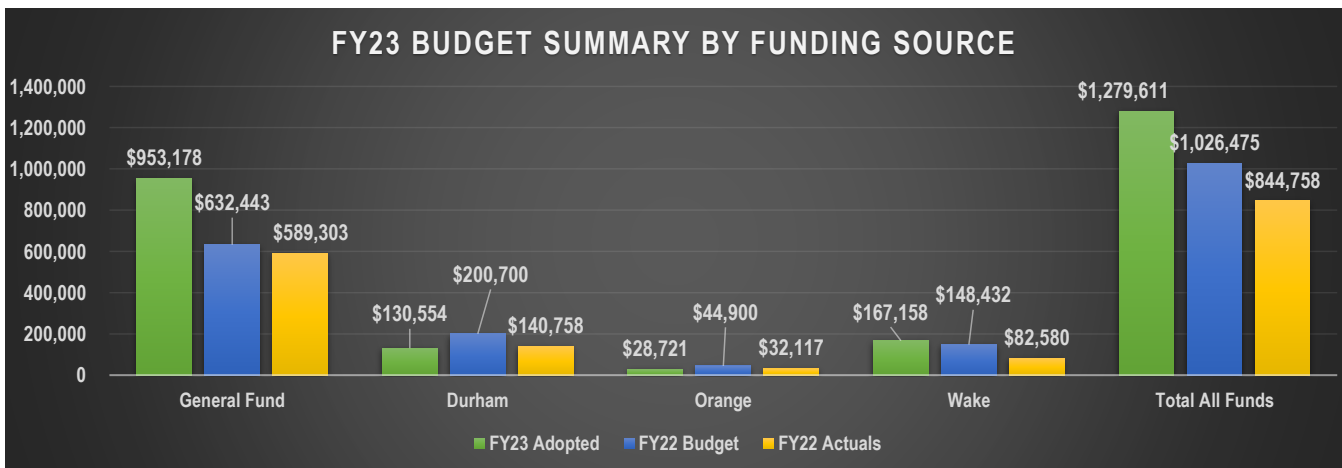
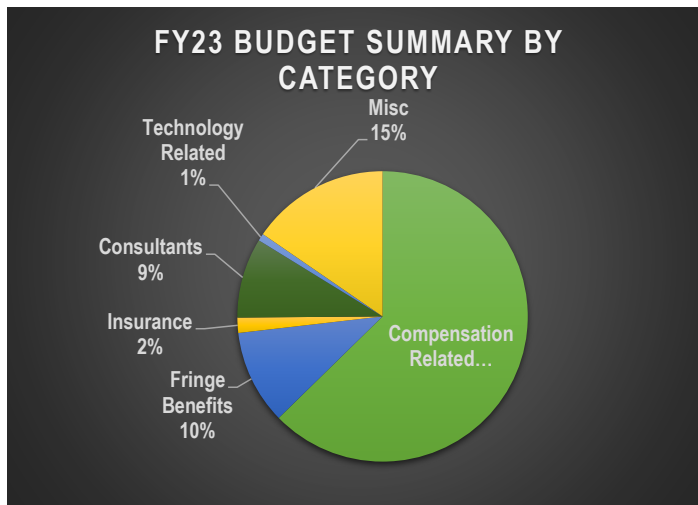
## DEPARTMENT OVERVIEW LEGAL

(Includes Durham-Orange and Wake)

Total FTEs: 6

**About the Department:**

The Legal Department provides research, management and guidance to the Board, the General Manager and staff on a broad range of legal matters, including contracts, real estate issues, negotiations and litigation, employment matters, public relations and open meetings questions.



		Variance FY23 to FY22
FY 2022 Budget	FY 2023 Adopted	
\$1,026,475	\$1,279,611	\$253,136



## LEGAL

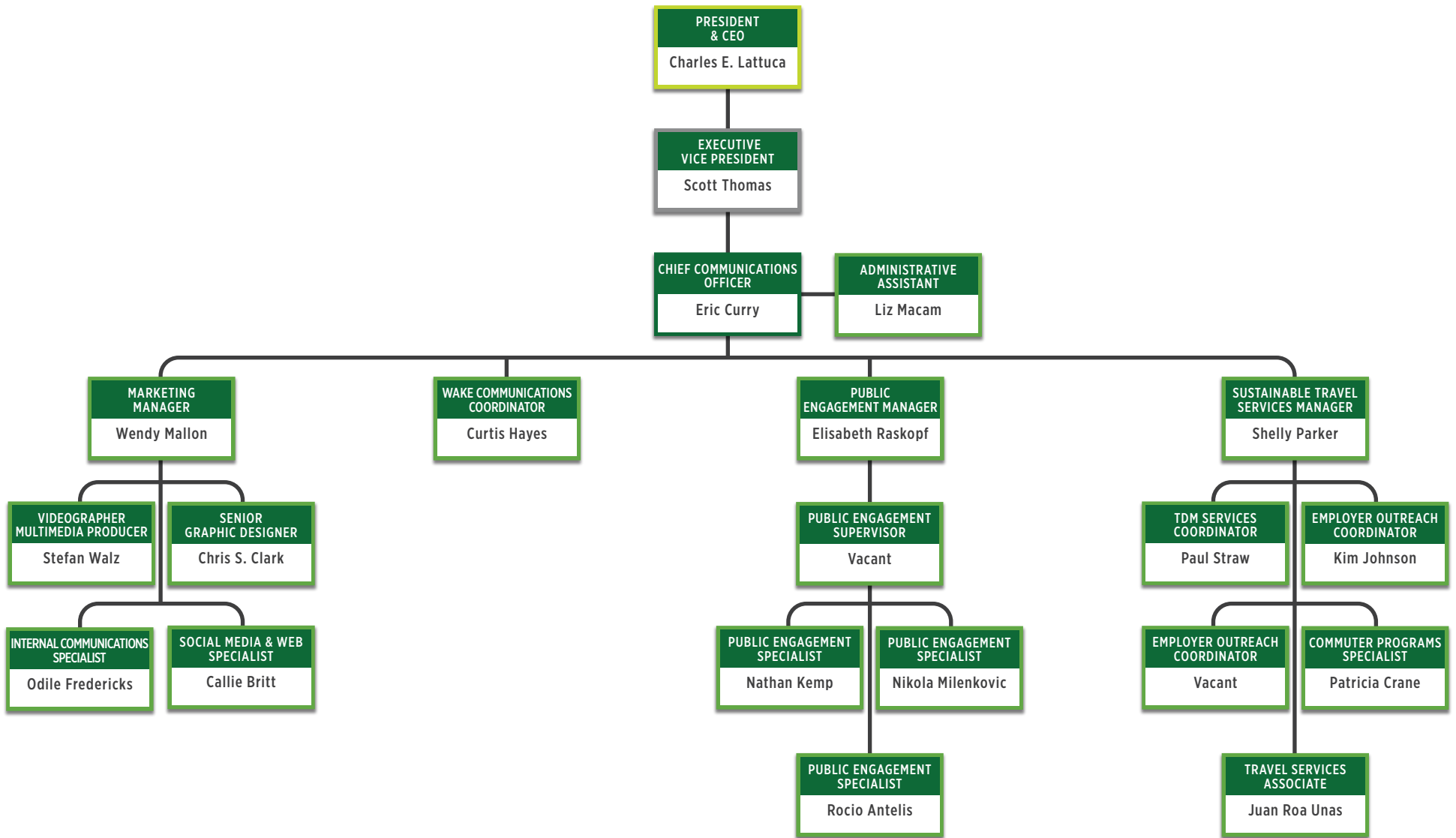
FTE's	4.00	4.10	0.70	0.20	1.00	6.00	2.00
	All Funds FY2022 Budget	General Fund FY2023 Adopted	Durham FY2023 Adopted	Orange FY2023 Adopted	Wake FY2023 Adopted	All Funds FY2023 Adopted	FY23 - FY22
<b>TOTAL SALARIES AND WAGES</b>	<b>\$552,858</b>	<b>\$552,968</b>	<b>\$78,580</b>	<b>\$19,905</b>	<b>\$93,583</b>	<b>\$745,036</b>	<b>\$192,178</b>
<b>TOTAL NON-SALARY AND WAGES</b>	<b>473,617</b>	<b>400,210</b>	<b>51,974</b>	<b>8,816</b>	<b>73,575</b>	<b>534,575</b>	<b>60,958</b>
Employer Dental Insurance	2,108	2,267	387	111	553	3,318	1,210
Medical Insurance	45,916	48,306	8,247	2,356	11,782	70,691	24,775
Vision Insurance	444	479	82	23	117	701	257
Employer FICA	42,294	42,302	6,011	1,523	7,159	56,995	14,701
Employer Pension	44,229	44,237	6,286	1,592	7,486	59,601	15,372
Workers' Compensation	5,016	5,653	965	276	1,379	8,273	3,257
Consultants - Legal Expense	104,154	50,000	17,172		36,718	103,890	(264)
Employee Phys/Test	50	100				100	50
Lobbying	66,000	66,000				66,000	
Consultants	37,400	10,000				10,000	(27,400)
Temporary Staffing		21,250				21,250	21,250
Other Professional Services		3,000				3,000	3,000
Meeting Refreshment	500	500				500	
Office Supplies	500	500				500	
Miscellaneous Supplies	4,486						(4,486)
Travel	7,500	7,500				7,500	
Employee Training	2,500	3,000				3,000	500
Conferences	2,500	3,500				3,500	1,000
Telephone/WAN Services	1,011	1,949				1,949	938
Telephone- Wireless	2,900	2,900				2,900	
Postage	180	180				180	
Printing	500	500				500	
Office Equipment (NonCap)	200	200				200	
Licensing & Certification	800	800				800	

## LEGAL

<i>FTE's</i>	4.00	4.10	0.70	0.20	1.00	6.00	2.00
	<b>All Funds FY2022 Budget</b>	<b>General Fund FY2023 Adopted</b>	<b>Durham FY2023 Adopted</b>	<b>Orange FY2023 Adopted</b>	<b>Wake FY2023 Adopted</b>	<b>All Funds FY2023 Adopted</b>	<b>FY23 - FY22</b>
Copier/Printer/Fax Lease	625	1,351				1,351	726
Technology Maint. Contracts	2,041	4,187				4,187	2,146
Property & Gen Liability Insurance	4,592	4,826	824	235	1,177	7,062	2,470
Public Officials Insurance	5,832	6,415				6,415	583
Indirect Cost - Central Services	54,889	85,212				85,212	30,323
Durham Allocation	18,600		12,000			12,000	(6,600)
Orange Allocation	4,200			2,700		2,700	(1,500)
Wake Allocation	3,650				7,204	7,204	3,554
Transit Plan Allocation*		(21,904)				(21,904)	(21,904)
Dues and Subscriptions	8,000	5,000				5,000	(3,000)
<b>TOTAL EXPENSES</b>	<b>1,026,475</b>	<b>953,178</b>	<b>130,554</b>	<b>28,721</b>	<b>167,158</b>	<b>1,279,611</b>	<b>253,136</b>

\*Categorized as revenue in FY22 budget

(26,450)



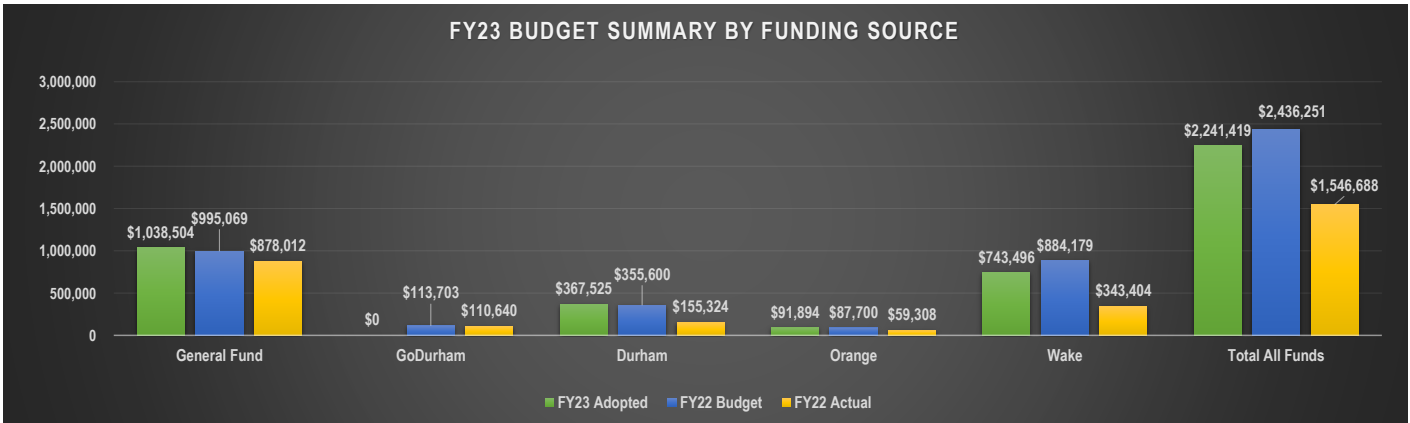
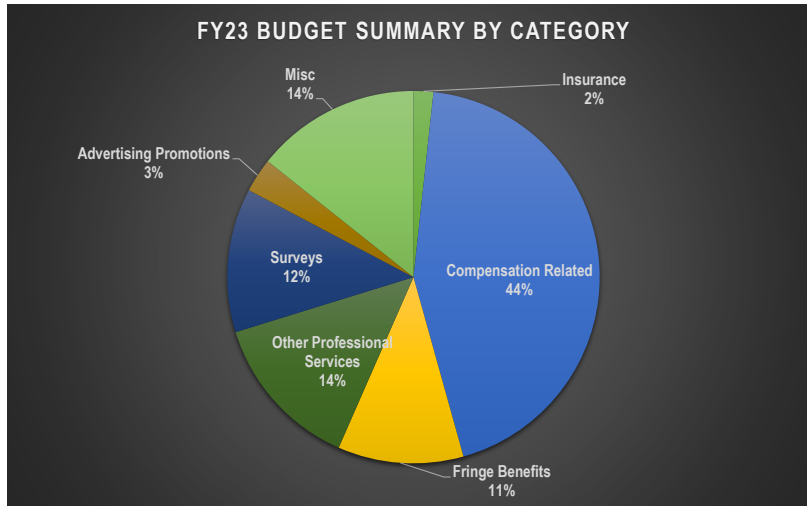
## DEPARTMENT OVERVIEW COMMUNICATIONS & PUBLIC RELATIONS

(Includes Durham, Orange and Wake)

Total FTEs: 14

### About the Department

The Communication and Public Relations department act as a resource for management, the Board of Trustees and staff on communications, government affairs, community relations and advertising and marketing activities relate to GoTriangle services.



FY22 Budget	FY23 Adopted	Variance FY23 to FY22
2,436,251	2,241,419	(194,834)

## COMMUNICATIONS AND PUBLIC RELATIONS

FTE's	15.00	7.50	1.50	0.50	4.50	14.00	(1.00)
	All Funds FY2022 Budget	General Fund FY2023 Adopted	Durham FY2023 Adopted	Orange FY2023 Adopted	Wake FY2023 Adopted	All Funds FY2023 Adopted	FY23 - FY22
<b>TOTAL SALARIES AND WAGES</b>	<b>\$950,598</b>	<b>\$586,632</b>	<b>\$60,757</b>	<b>\$21,068</b>	<b>\$327,101</b>	<b>\$995,558</b>	<b>\$44,960</b>
<b>TOTAL NON-SALARY AND WAGES</b>	<b>1,485,655</b>	<b>451,872</b>	<b>306,768</b>	<b>70,826</b>	<b>416,395</b>	<b>1,245,861</b>	<b>(239,794)</b>
Employer Dental Insurance	7,905	4,369	830	277	2,820	8,296	391
Medical Insurance	172,185	93,078	17,673	5,891	60,088	176,730	4,545
Vision Insurance	1,665	924	176	117	597	1,814	149
Employer FICA	72,625	44,066	4,647	1,611	25,023	75,347	2,722
Employer Pension	75,947	46,082	4,861	1,685	26,168	78,796	2,849
Tuition Reimbursement	1,000						(1,000)
Workers' Compensation	18,810	10,894	2,069	690	7,033	20,686	1,876
Temporary Staffing	3,500						(3,500)
Other Professional Services	319,502	10,000	159,346	44,966	118,262	332,574	13,072
Meeting Expense - Materials	500	500				500	-
Meeting Refreshment	2,500	1,500				1,500	(1,000)
Clipping Service	2,500	2,500				2,500	-
Office Supplies	1,500	1,500				1,500	-
Miscellaneous Supplies	38,438	5,000				5,000	(33,438)
Travel	2,700	700				700	(2,000)
Employee Training	550	550				550	-
Conferences	1,500	1,500				1,500	-
Telephone/WAN Services	4,320	2,777				2,777	(1,543)
Telephone- Wireless	2,740	2,740				2,740	-
Postage	200	200				200	-
Printing	20,000	4,500				4,500	(15,500)
Other Services - Graphics	1,000	1,000				1,000	-

## COMMUNICATIONS AND PUBLIC RELATIONS

FTE's	15.00	7.50	1.50	0.50	4.50	14.00	(1.00)
	All Funds FY2022 Budget	General Fund FY2023 Adopted	Durham FY2023 Adopted	Orange FY2023 Adopted	Wake FY2023 Adopted	All Funds FY2023 Adopted	FY23 - FY22
Advertisement Services	100,500	50,000				50,000	(50,500)
Special Events	9,500	7,000				7,000	(2,500)
Copier/Printer/Fax Lease	2,673	1,925				1,925	(748)
Technology Maint. Contracts	66,325	66,391				66,391	66
Property & Gen Liability Insurance	17,221	9,298	1,766	589	6,003	17,656	435
Public Officials Insurance	3,208	3,529				3,529	321
Indirect Cost - Central Services	49,604	52,973				52,973	3,369
Durham Allocation	16,900		10,300			10,300	(6,600)
Orange Allocation	5,600			3,400		3,400	(2,200)
Wake Allocation	16,426				32,424	32,424	15,998
Transit Plan Allocation*		(46,124)				(46,124)	(46,124)
Dues and Subscriptions	13,200	7,500				7,500	(5,700)
Promotions -Marketing	34,500	15,000				15,000	(19,500)
Surveys - Marketing	398,411	50,000	105,100	11,600	137,977	304,677	(93,734)
<b>TOTAL EXPENSES</b>	<b>2,436,253</b>	<b>1,038,504</b>	<b>367,525</b>	<b>91,894</b>	<b>743,496</b>	<b>2,241,419</b>	<b>(194,834)</b>

\*Categorized as revenue in FY22 budget

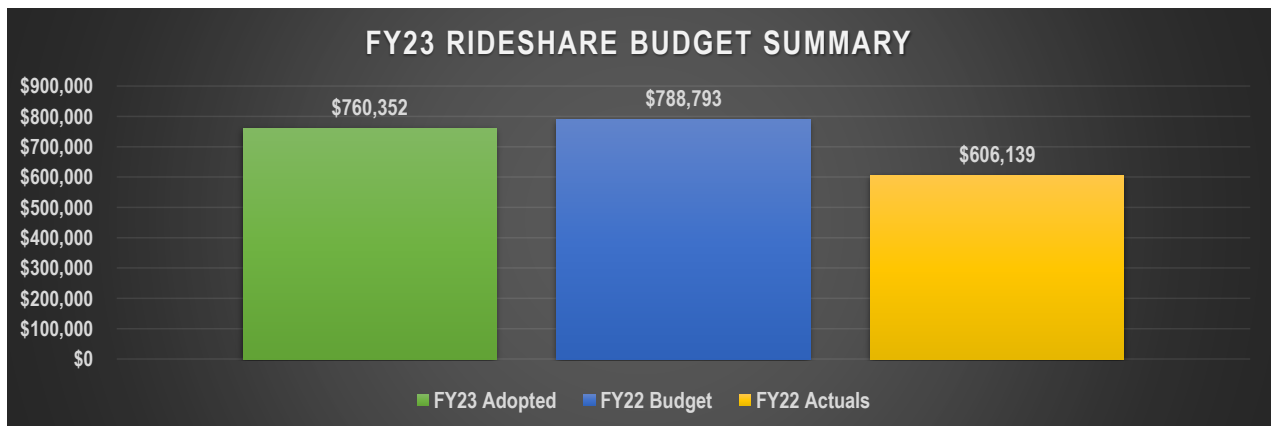
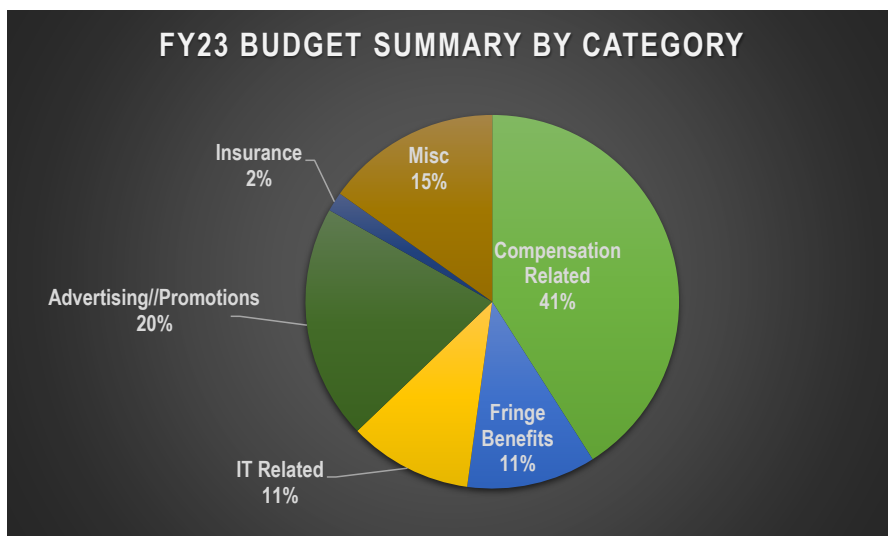
(38,926)

## DEPARTMENT OVERVIEW SUSTAINABLE TRAVEL SERVICES

Total FTEs: 5

### About the Department

The primary focus of this department is to convince new commuters to change their travel behavior, supporting the ongoing travel habits of current commuters and creating the "business case" for decision makers in government and employers. By offering more personalized assistance, they hope to increase satisfaction with current programs, increase motivation and make new users comfortable with an unfamiliar travel mode thus encouraging them to make a travel change.

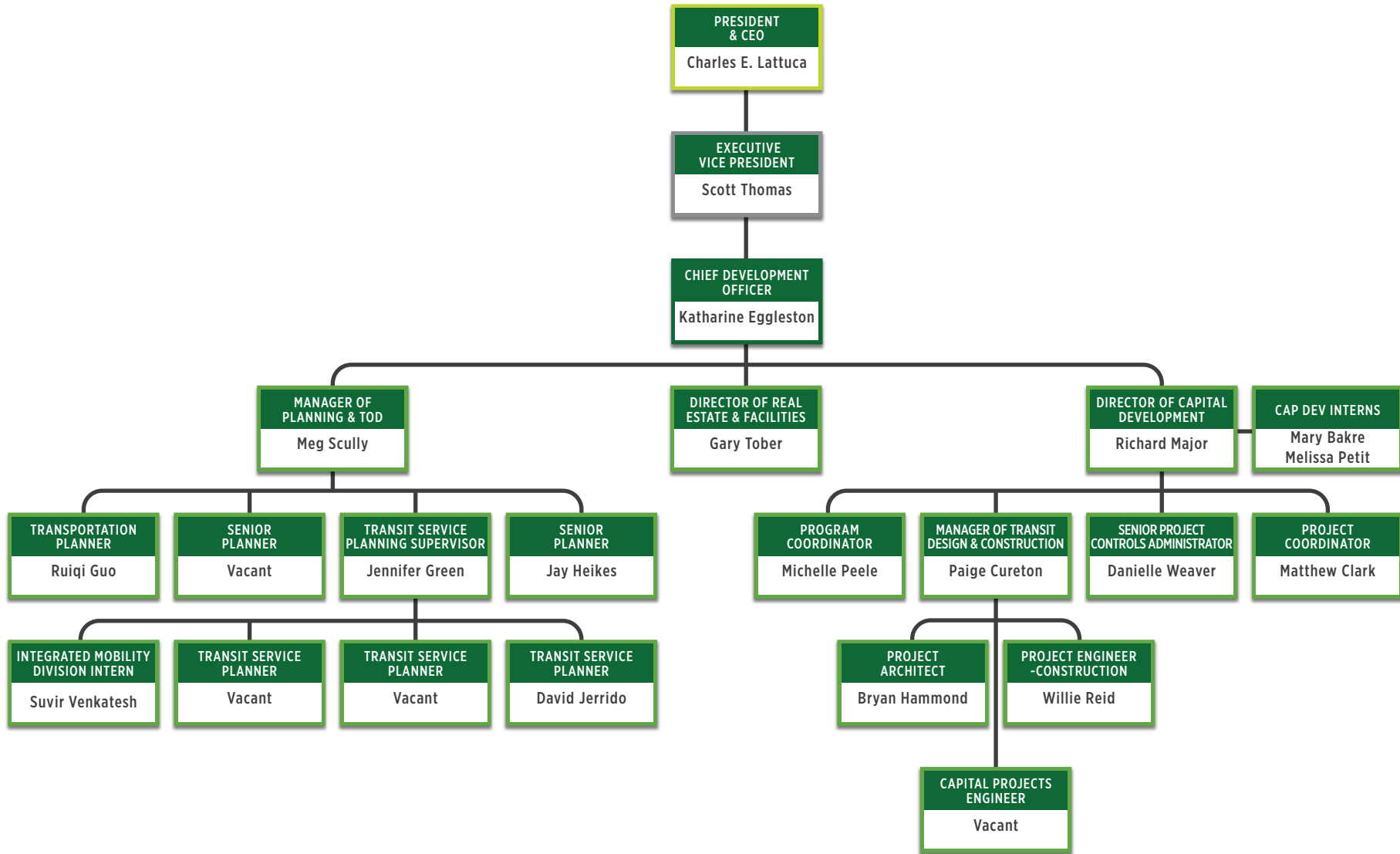


FY 2022 Budget	FY 2023 Adopted	Variance FY23 to FY22
\$788,793	\$760,352	(\$28,441)

## SUSTAINABLE TRAVEL SERVICES

<i>FTE's</i>	<i>5.00</i>	<i>5.00</i>	
	<b>All Funds FY2022 Budget</b>	<b>Rideshare Fund FY2023 Adopted</b>	<b>Variance FY23 - FY22</b>
<b>TOTAL SALARIES AND WAGES</b>	<b>\$305,663</b>	<b>\$289,366</b>	<b>(\$16,297)</b>
<b>TOTAL NON-SALARY AND WAGES</b>	<b>483,131</b>	<b>470,986</b>	<b>(12,145)</b>
Employer Dental Insurance	2,635	2,748	113
Medical Insurance	57,395	58,542	1,147
Vision Insurance	555	581	26
Employer FICA	23,386	22,136	(1,250)
Employer Pension	24,453	23,149	(1,304)
Workers' Compensation	6,270	6,852	582
Meeting Expense - Materials	600		(600)
Meeting Refreshment	6,000	4,000	(2,000)
Office Supplies	550	550	
Travel	2,000	2,600	600
Employee Training	500	1,000	500
Conferences	12,650	15,800	3,150
Telephone/WAN Services	2,541	2,436	(105)
Postage	3,900	4,000	100
Printing	38,700	31,500	(7,200)
Advertisement Services	90,000	75,000	(15,000)
Special Events		700	700
Copier/Printer/Fax Lease	1,573	1,688	115
Technology Maint. Contracts	75,084	77,202	2,118
Property & Gen Liability Insurance	5,605	5,848	243
Indirect Cost - Central Services	56,334	53,330	(3,004)
Service Charges	50	24	(26)
Dues and Subscriptions	2,550	2,600	50
Promotions -Marketing	61,800	70,700	8,900
Emerg. Ride Home Reimb.	8,000	8,000	
<b>TOTAL EXPENSES</b>	<b>788,793</b>	<b>760,352</b>	<b>(28,442)</b>



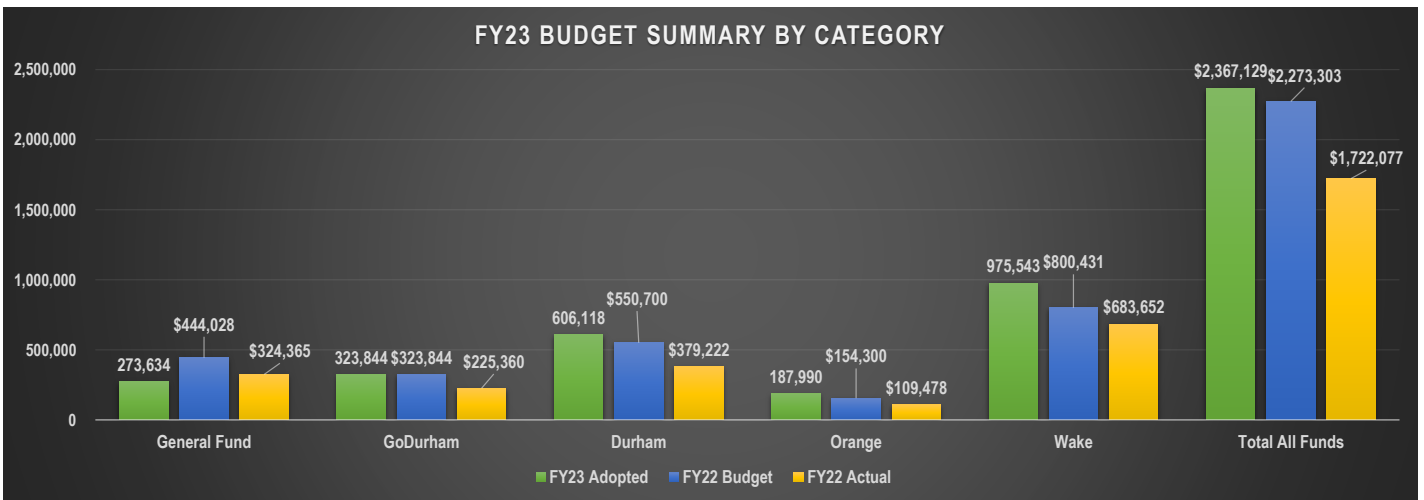
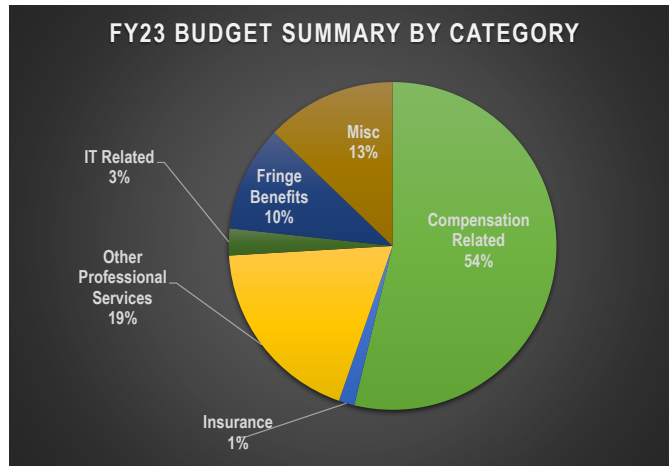


## DEPARTMENT OVERVIEW CAPITAL DEVELOPMENT

Total FTEs: 15  
(Includes GoDurham, Durham, Orange and Wake)

**About the Department:**

The Capital Development department, by working with the public and local government partners, plans, designs and constructs regional projects that enhance the public's ability to travel within the triangle region. This department now also includes a four FTE who are dedicated to planning related activities and a Chief Development Officer.



FY22 Budget	FY23 Adopted	Variance FY23 to FY22
\$2,273,303	\$2,367,129	\$93,826

**CAPITAL DEVELOPMENT**

FTE's	13.00	2.68	1.30	2.87	0.89	6.56	15.00	2.00
	All Funds	General Fund	GoDurham	Durham	Orange	Wake	All Funds	Variance
	FY2022 Budget	FY2023 Adopted	FY2023 Adopted	FY2023 Adopted	FY2023 Adopted	FY2023 Adopted	FY2023 Adopted	FY23 - FY22
<b>TOTAL SALARIES AND WAGES</b>	<b>\$1,239,783</b>	<b>\$131,821</b>	<b>\$240,681</b>	<b>\$268,270</b>	<b>\$79,471</b>	<b>\$601,155</b>	<b>\$1,321,398</b>	<b>\$81,615</b>
<b>TOTAL NON-SALARY AND WAGES</b>	<b>1,033,520</b>	<b>141,814</b>	<b>83,162</b>	<b>337,847</b>	<b>108,519</b>	<b>374,388</b>	<b>1,045,731</b>	<b>12,210</b>
Employer Dental Insurance	6,851	946	1,106	1,587	492	3,606	7,737	886
Medical Insurance	149,227	20,147	23,564	33,814	10,486	76,819	164,830	15,603
Vision Insurance	1,443	200	234	336	105	763	1,638	195
Employer FICA	94,266	10,084	18,412	19,423	5,712	45,988	99,619	5,354
Employer Pension	96,178	8,811	18,655	20,312	5,974	48,092	101,845	5,666
Workers' Compensation	18,810	4,840	3,034	3,958	1,227	8,991	22,050	3,240
Employee Phys/Test		600					600	600
Other Professional Services	323,701	50,000		233,739	76,875	135,188	495,802	172,101
Meeting Expense - Materials	1,200	1,200					1,200	
Meeting Refreshment	2,400	2,400					2,400	
Office Supplies	1,700	1,400					1,400	(300)
Miscellaneous Supplies	850	1,000					1,000	150
Travel	10,500	11,000					11,000	500
Employee Training	12,750	14,000					14,000	1,250
Conferences	4,250	7,000					7,000	2,750
Telephone/WAN Services	1,896	1,939					1,939	43
Telephone- Wireless	2,360	3,640					3,640	1,280
Postage	200	200					200	
Printing	500	500					500	
Advertisement Services		3,000					3,000	3,000
Licensing & Certification	4,500	4,200					4,200	(300)
Copier/Printer/Fax Lease	1,173	1,344					1,344	171
Technology Maint. Contracts	80,822	47,598	15,568				63,166	(17,656)
Property & Gen Liability Insurance	15,191	4,131	2,589	3,378	1,048	7,674	18,820	3,630
Indirect Cost - Central Services	121,275	11,201					11,201	(110,074)

## CAPITAL DEVELOPMENT

<i>FTE's</i>	13.00	2.68	1.30	2.87	0.89	6.56	15.00	2.00
	<b>All Funds</b>	<b>General Fund</b>	<b>GoDurham</b>	<b>Durham</b>	<b>Orange</b>	<b>Wake</b>	<b>All Funds</b>	<b>Variance</b>
	<b>FY2022 Budget</b>	<b>FY2023 Adopted</b>	<b>FY2023 Adopted</b>	<b>FY2023 Adopted</b>	<b>FY2023 Adopted</b>	<b>FY2023 Adopted</b>	<b>FY2023 Adopted</b>	<b>FY23 - FY22</b>
Durham Allocation	42,000			21,300			21,300	(20,700)
Orange Allocation	13,400				6,600		6,600	(6,800)
Wake Allocation	20,077					47,267	47,267	27,190
Transit Plan Allocation*		(75,167)					(75,167)	(75,167)
Dues and Subscriptions	4,500	4,200					4,200	(300)
Office Furniture (Capital)	1,500	1,400					1,400	(100)
<b>TOTAL EXPENSES</b>	<b>2,273,303</b>	<b>273,635</b>	<b>323,844</b>	<b>606,118</b>	<b>187,990</b>	<b>975,543</b>	<b>2,367,129</b>	<b>93,826</b>

\*Categorized as revenue in FY22 budget

(75,477)

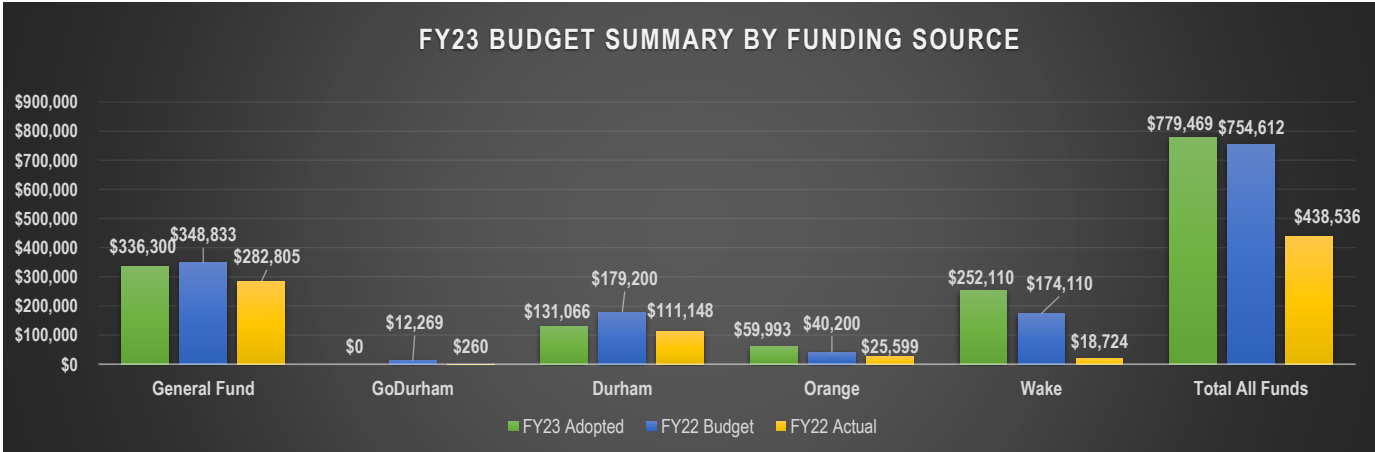
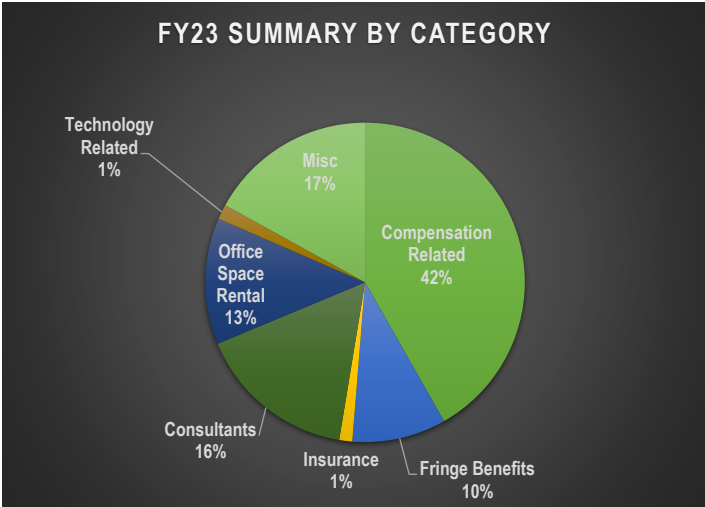
# DEPARTMENT OVERVIEW REAL ESTATE

(Includes Durham-Orange and Wake)

Total FTEs: 4

**About the Department:**

The Real Estate Department is responsible for the oversight, maintenance and acquisition of all facilities owned or used by GoTriangle.



		<b>Variance FY22 to FY21</b>
<b>FY 2022 Budget</b>	<b>FY 2023 Adopted</b>	
<b>\$754,612</b>	<b>\$779,469</b>	<b>\$24,857</b>

## REAL ESTATE

FTE's	4.00	3.05	0.41	0.14	0.41	4.00	
	All Funds FY2022 Budget	General Fund FY2023 Adopted	Durham FY2023 Adopted	Orange FY2023 Adopted	Wake FY2023 Adopted	All Funds FY2023 Adopted	Variance FY23 - FY22
<b>TOTAL SALARIES AND WAGES</b>	\$297,292	\$196,828	\$45,648	\$14,327	\$45,648	\$302,451	\$5,159
<b>TOTAL NON-SALARY AND WAGES</b>	457,320	139,473	85,418	45,666	206,461	477,018	19,698
Employer Dental Insurance	2,108	1,687	227	77	227	2,218	110
Medical Insurance	45,916	35,935	4,831	1,649	4,831	47,246	1,330
Vision Insurance	444	357	48	16	48	469	25
Employer FICA	22,731	15,057	3,492	1,096	3,492	23,137	407
Employer Pension	23,376	15,746	3,652	1,146	3,652	24,196	820
Workers' Compensation	5,016	4,206	565	193	565	5,529	513
Consultants - Legal Expense	5,000	7,500				7,500	2,500
Consultants	18,000	10,000				10,000	(8,000)
Other Professional Services	20,362		69,020	39,124		108,144	87,782
Meeting Refreshment	800	200				200	(600)
Office Supplies	750	750				750	
Travel	4,000	2,000				2,000	(2,000)
Employee Training	4,000	2,000				2,000	(2,000)
Conferences	1,250	1,250				1,250	
Telephone/WAN Services	1,550	1,486				1,486	(64)
Telephone- Wireless	2,160	2,780				2,780	620
Postage	500	500				500	
Electrical utilities	54,672				27,595	27,595	(27,077)
Water and Sewer	7,500						(7,500)
Printing	1,250						(1,250)
Outside Repairs - Building					10,506	10,506	10,506
Building Repairs	53,905				55,253	55,253	1,348

## REAL ESTATE

FTE's	4.00	3.05	0.41	0.14	0.41	4.00	
	All Funds FY2022 Budget	General Fund FY2023 Adopted	Durham FY2023 Adopted	Orange FY2023 Adopted	Wake FY2023 Adopted	All Funds FY2023 Adopted	Variance FY23 - FY22
Licensing & Certification	1,575	1,575				1,575	
Copier/Printer/Fax Lease	959	1,030				1,030	71
Technology Maint. Contracts	5,926	6,393				6,393	467
Rental of Office Space	128,032				99,809	99,809	(28,223)
Property & Gen Liability Insurance	4,541	3,590	483	165	483	4,721	180
Indirect Cost - Central Services	29,197	30,331				30,331	1,134
Durham Allocation	9,200		3,100			3,100	(6,100)
Orange Allocation	2,200			2,200		2,200	
Transit Plan Allocation*		(5,300)				(5,300)	(5,300)
Dues and Subscriptions	400	400				400	
<b>TOTAL EXPENSES</b>	<b>754,612</b>	<b>336,300</b>	<b>131,066</b>	<b>59,993</b>	<b>252,109</b>	<b>779,469</b>	<b>24,857</b>

\*Categorized as revenue in FY22 budget

(11,400)

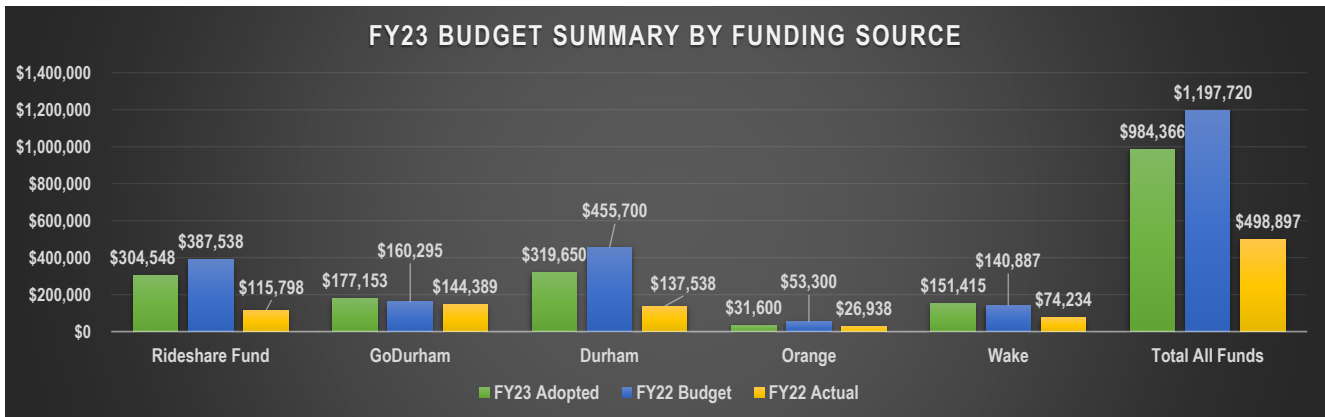
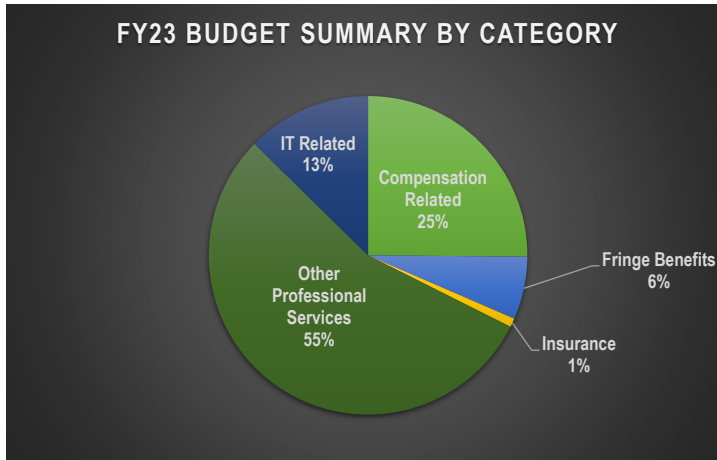
## DEPARTMENT OVERVIEW REGIONAL SERVICES PLANNING

(Includes GoDurham, Durham, Orange and Wake)

Total FTEs: 4

### About the Department

The Regional Services department is responsible for the oversight of Transit Services Planning and have the responsibility of creating transit, telework ride-share, bike/walk and emergency ride home services and then making it easier and more attractive for the community to use those services.



FY22 Budget	FY23 Adopted	Variance FY23 to FY22
<b>\$1,197,720</b>	<b>\$984,366</b>	<b>(\$213,354)</b>



**REGIONAL SERVICES PLANNING**

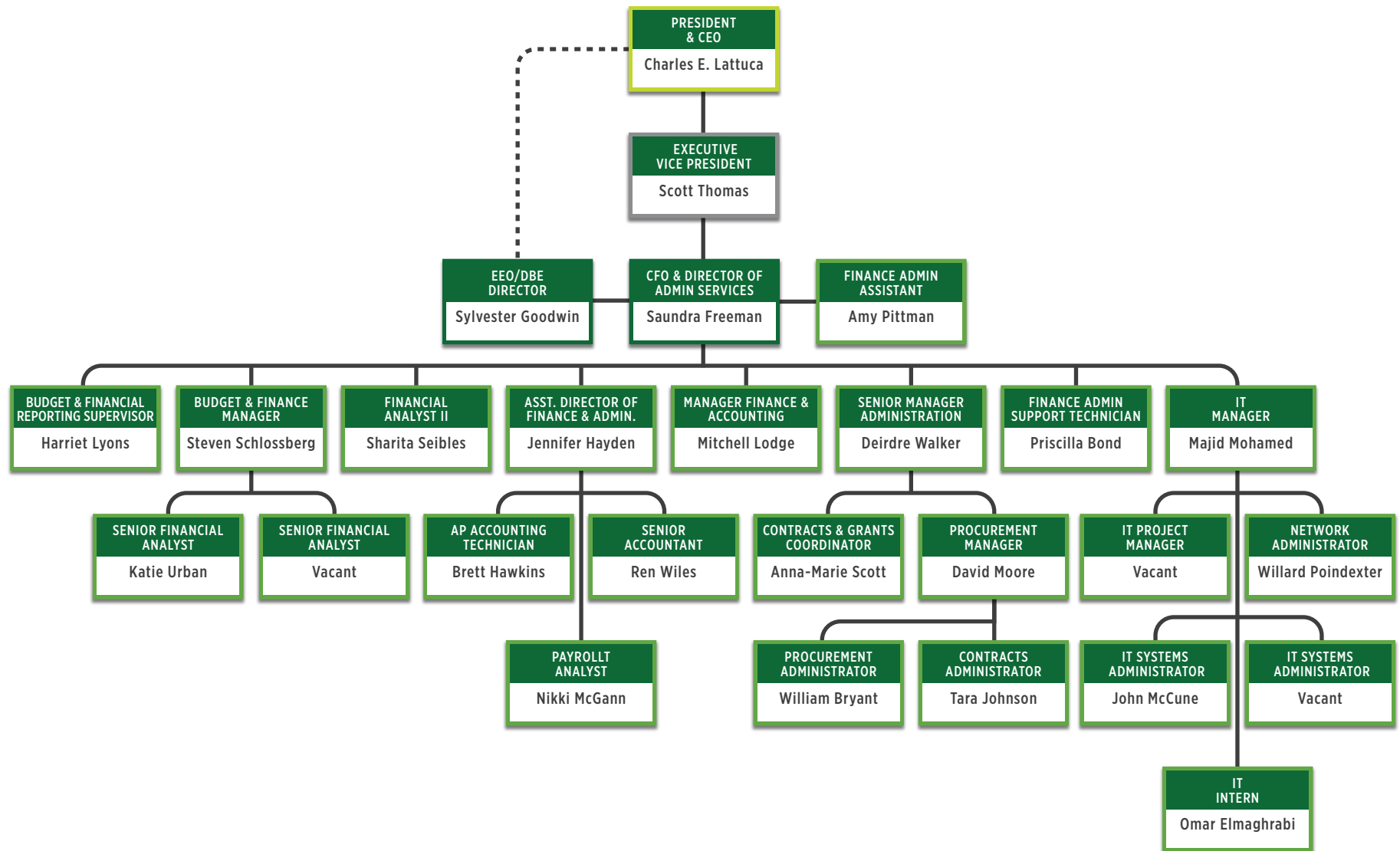
FTE's	4.00	2.00	1.00	1.00		4.00	Variance FY23 - FY22	
	All Funds FY2022 Budget	Rideshare FY2023 Adopted	GoDurham FY2023 Adopted	Durham FY2023 Adopted	Orange FY2023 Adopted	Wake FY2023 Adopted		All Funds FY2023 Adopted
<b>TOTAL SALARIES AND WAGES</b>	<b>\$252,476</b>	<b>\$127,829</b>	<b>\$96,024</b>			<b>\$54,133</b>	<b>\$277,986</b>	<b>\$25,510</b>
<b>TOTAL NON-SALARY AND WAGES</b>	<b>945,245</b>	<b>176,719</b>	<b>81,129</b>	<b>319,650</b>	<b>31,600</b>	<b>97,281</b>	<b>706,379</b>	<b>(238,866)</b>
Employer Dental Insurance	2,108	1,348	553			553	2,454	346
Medical Insurance	45,916	28,719	11,782			11,782	52,283	6,367
Vision Insurance	444	286	117			117	520	76
Employer FICA	19,122	9,779	7,352			4,141	21,272	2,151
Employer Pension	19,996	10,226	7,688			4,331	22,245	2,249
Workers' Compensation	5,016	3,362	1,465			1,379	6,206	1,190
Consultants	33,372							(33,372)
Other Professional Services	311,600	160,247	36,000			66,594	262,841	(48,759)
Meeting Expense - Materials	500							(500)
Meeting Refreshment	800							(800)
Office Supplies	400	400					400	
Miscellaneous Supplies	200	200					200	
Travel	850	2,000					2,000	1,150
Employee Training	3,000	4,000					4,000	1,000
Conferences	1,000	2,000					2,000	1,000
Telephone/WAN Services	1,525	1,462					1,462	(63)
Postage	50	50					50	
Licensing & Certification	1,200	1,200					1,200	
Contracted Services- Transit	276,700			164,250			164,250	(112,450)
Copier/Printer/Fax Lease	944	1,013					1,013	69
Technology Maint. Contracts	132,874	5,141		123,800			128,941	(3,933)
Property & Gen Liability Insurance	4,592	2,869	1,177			1,177	5,223	631
Indirect Cost - Central Services	26,326	11,224	14,995				26,219	(107)
Durham Allocation	27,400			31,600			31,600	4,200
Orange Allocation	22,500				31,600		31,600	9,100
Wake Allocation	5,110					7,207	7,207	2,097

**REGIONAL SERVICES PLANNING**

FTE's	4.00	2.00	1.00	1.00			4.00	Variance FY23 - FY22
	All Funds FY2022 Budget	Rideshare FY2023 Adopted	GoDurham FY2023 Adopted	Durham FY2023 Adopted	Orange FY2023 Adopted	Wake FY2023 Adopted	All Funds FY2023 Adopted	
Transit Plan Allocation		(70,407)					(70,407)	(70,407)
Dues and Subscriptions	1,200	1,200					1,200	
Office Furniture (Capital)	500	400					400	(100)
<b>TOTAL EXPENSES</b>	<b>1,197,721</b>	<b>304,548</b>	<b>177,153</b>	<b>319,650</b>	<b>31,600</b>	<b>151,415</b>	<b>984,366</b>	<b>(213,355)</b>

\*Categorized as revenue in FY22 budget

(27,400)

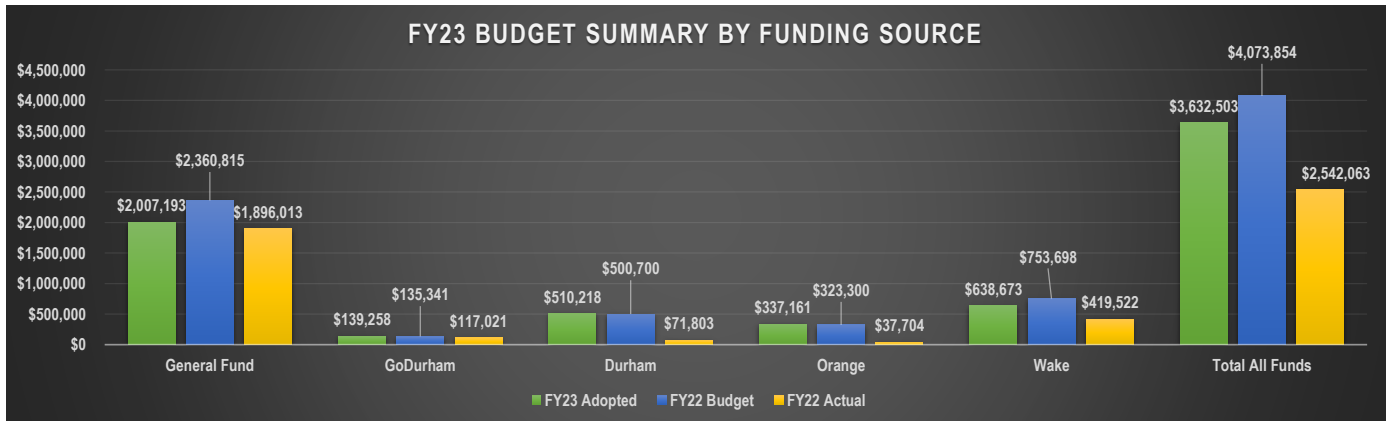
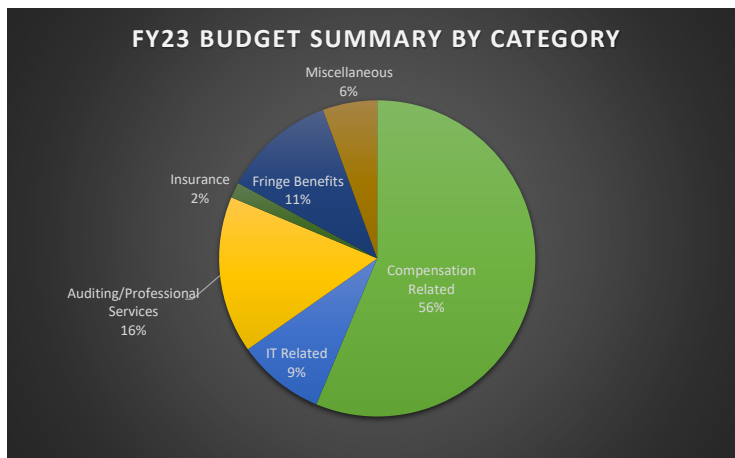


## DEPARTMENT OVERVIEW FINANCE/INFORMATION TECHNOLOGY (Includes GoDurham, Durham, Orange and Wake)

Total FTEs: 22

### About the Department

The Finance Department interacts with all departments as it plans, produces and implements the budget. This department manages all financial resources of the company, manages the investment portfolio, allocates resources and tracks all fixed assets. This department also oversees payroll and all aspects of the accounting function for GoTriangle.



FY22 Budget	FY23 Adopted	Variance FY23 to FY22
\$4,073,854	\$3,632,503	(\$441,351)

## FINANCE

FTE's	20.00	15.00	1.00	1.18	1.18	3.65	22.00	2.00
	All Funds FY2022 Budget	General Fund FY2023 Adopted	GoDurham FY2023 Adopted	Durham FY2023 Adopted	Orange FY2023 Adopted	Wake FY2023 Adopted	All Funds FY2023 Adopted	Variance FY23 - FY22
<b>TOTAL SALARIES AND WAGES</b>	<b>\$1,857,157</b>	<b>\$1,379,335</b>	<b>\$71,010</b>	<b>\$78,705</b>	<b>\$78,705</b>	<b>\$291,690</b>	<b>\$1,899,445</b>	<b>\$42,287</b>
<b>TOTAL NON-SALARY AND WAGES</b>	<b>2,216,696</b>	<b>627,858</b>	<b>68,248</b>	<b>431,513</b>	<b>258,456</b>	<b>346,983</b>	<b>1,733,058</b>	<b>(483,638)</b>
Employer Dental Insurance	10,540	8,088	553	649	649	2,019	11,958	1,418
Medical Insurance	229,580	172,311	11,782	13,844	13,844	43,004	254,785	25,205
Vision Insurance	2,220	1,711	117	137	137	428	2,530	310
Employer FICA	141,956	105,519	5,432	6,021	6,021	22,314	145,307	3,351
Employer Pension	140,169	107,851	5,681	6,296	6,296	23,335	149,459	9,290
Workers' Compensation	26,334	21,547	1,379	1,620	1,620	5,034	31,200	4,866
Consultants- Financial	312,977			91,950	42,600	144,461	279,011	(33,966)
Accounting & Auditing Fees	85,810	70,000		13,500	8,000	17,230	108,730	22,920
Employee Phys/Test	2,000	2,000					2,000	
Consultants	3,900			55,242			55,242	51,342
Temporary Staffing	4,000	4,000					4,000	
Other Professional Services	148,893	13,000		27,221	98,106	57,163	195,490	46,597
Meeting Refreshment	3,600	3,600					3,600	
Recycling	1,200	1,200					1,200	
Office Supplies	6,000	6,000					6,000	
Copier/Printer/Fax P&S	10,000	10,000					10,000	
Miscellaneous Supplies	95,907	2,000		5,000		5,000	12,000	(83,907)
Technology Supplies	24,000	26,000					26,000	2,000
Travel	20,772	15,000					15,000	(5,772)
Employee Training	5,772	600					600	(5,172)
Conferences		600					600	600
Telephone/WAN Services	7,116	7,796					7,796	680
Telephone- Wireless	5,860	5,860					5,860	
Postage	2,200	2,200					2,200	
Printing	2,000	2,000					2,000	
Repairs & Maint - Office Equip	7,000	8,000					8,000	1,000
Legal Advertising	1,000	1,000					1,000	

## FINANCE

FTE's	20.00	15.00	1.00	1.18	1.18	3.65	22.00	2.00
	All Funds FY2022 Budget	General Fund FY2023 Adopted	GoDurham FY2023 Adopted	Durham FY2023 Adopted	Orange FY2023 Adopted	Wake FY2023 Adopted	All Funds FY2023 Adopted	Variance FY23 - FY22
Advertisement Services	800	800					800	
Licensing & Certification	800	800					800	
Copier/Printer/Fax Lease	4,403	5,403					5,403	1,000
Technology Maint. Contracts	146,886	166,729	12,741				179,470	32,584
Property & Gen Liability Insurance	22,744	18,391	1,177	1,383	1,383	4,297	26,631	3,887
Public Officials Insurance	2,916							(2,916)
Indirect Cost - Central Services	26,825		29,386				29,386	2,561
Durham Allocation	297,100			208,650			208,650	(88,450)
Orange Allocation	129,100				79,800		79,800	(49,300)
Wake Allocation	11,316					22,698	22,698	11,382
Transit Plan Allocation*		(311,148)					(311,148)	(311,148)
Service Charges	23,000	23,000					23,000	
Dues and Subscriptions	25,000	30,000					30,000	5,000
Bad Debts Expense								
Office Furniture (Capital)	3,000	3,000					3,000	
PC Replacements	22,000	23,000					23,000	1,000
Tech Systems Equipment/Software	200,000	60,000					60,000	(140,000)
Other Tax Payment		10,000					10,000	10,000
<b>TOTAL EXPENSES</b>	<b>4,073,853</b>	<b>2,007,193</b>	<b>139,258</b>	<b>510,218</b>	<b>337,161</b>	<b>638,673</b>	<b>3,632,503</b>	<b>(441,351)</b>

\*Categorized as revenue in FY22 budget

(437,516)

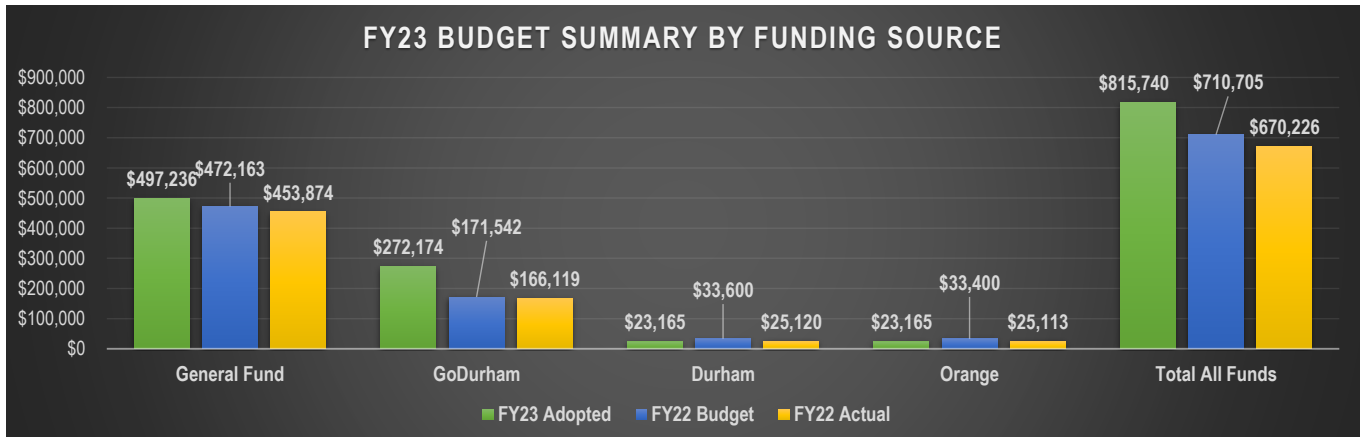
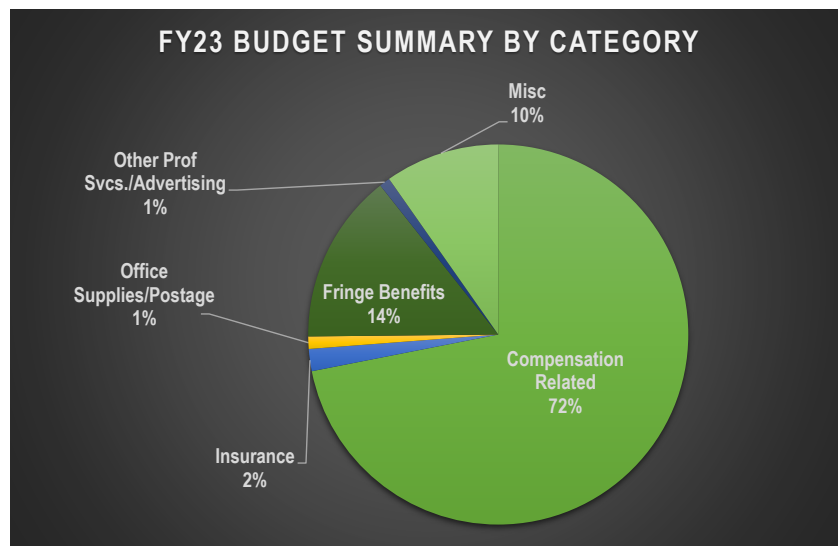
## DEPARTMENT OVERVIEW ADMINISTRATION

(Includes GoDurham, Durham and Orange)

Total FTEs: 6

### About the Department

The Administration department, located in the finance department, has the responsibility to secure funding through the solicitation of grants for the agency, solicitation of bids from outside vendors, procure goods and services in accordance with federal and state laws/regulations and GoTriangle policy and to administer the resulting contracts and purchase orders after the bids are accepted.



FY22 Budget	FY23 Adopted	Variance FY23 to FY22
<b>\$710,705</b>	<b>\$815,740</b>	<b>\$105,035</b>

## ADMINISTRATION

FTE's	5.00	3.70	1.90	0.20	0.20	6.00	1.00
	All Funds FY2022 Budget	General Fund FY2023 Adopted	GoDurham FY2023 Adopted	Durham FY2023 Adopted	Orange FY2023 Adopted	All Funds FY2023 Adopted	Variance FY23 - FY22
<b>TOTAL SALARIES AND WAGES</b>	<b>\$459,140</b>	<b>\$349,610</b>	<b>\$161,784</b>	<b>\$16,743</b>	<b>\$16,743</b>	<b>\$544,881</b>	<b>\$85,741</b>
Salary - Full-time	459,140	349,610	161,784	16,743	16,743	544,881	85,741
<b>TOTAL NON-SALARY AND WAGES</b>	<b>251,564</b>	<b>147,625</b>	<b>110,390</b>	<b>6,421</b>	<b>6,421</b>	<b>270,858</b>	<b>19,294</b>
Employer Dental Insurance	2,635	2,046	1,051	111	111	3,318	683
Medical Insurance	57,395	43,593	22,386	2,356	2,356	70,692	13,297
Vision Insurance	555	433	222	23	23	702	147
Employer FICA	34,363	26,745	12,377	1,281	1,281	41,683	7,320
Employer Pension	35,937	27,969	12,943	1,339	1,339	43,590	7,653
Workers' Compensation	6,270	5,102	2,620	276	276	8,274	2,004
Other Professional Services	25,073	3,500				3,500	(21,573)
Meeting Refreshment	600	600				600	
Bottled Water	1,200	1,200				1,200	
Recycling	100	100				100	
Office Supplies	8,000	8,000				8,000	
Miscellaneous Supplies							
Travel	4,600	4,600				4,600	
Employee Training	500	500				500	
Telephone/WAN Services	2,338	2,729				2,729	391
Postage	600	600				600	
Printing	200	200				200	
Legal Advertising	2,000	2,000				2,000	
Advertisement Services	2,000	2,000				2,000	
Copier/Printer/Fax Lease	1,447	1,891				1,891	444
Technology Maint. Contracts	4,714	5,862				5,862	1,148
Rental of Equipment	5,000	5,000				5,000	



## ADMINISTRATION

FTE's	5.00	3.70	1.90	0.20	0.20	6.00	1.00
	All Funds FY2022 Budget	General Fund FY2023 Adopted	GoDurham FY2023 Adopted	Durham FY2023 Adopted	Orange FY2023 Adopted	All Funds FY2023 Adopted	Variance FY23 - FY22
Property & Gen Liability Insurance	5,684	4,355	2,236	235	235	7,062	1,378
Indirect Cost - Central Services	48,353		56,555			56,555	8,202
Durham Allocation	900			800		800	(100)
Orange Allocation	900				800	800	(100)
Transit Plan Allocation*		(1,600)				(1,600)	(1,600)
Dues and Subscriptions	200	200				200	
<b>TOTAL EXPENSES</b>	<b>710,705</b>	<b>497,235</b>	<b>272,174</b>	<b>23,165</b>	<b>23,165</b>	<b>815,740</b>	<b>105,035</b>

\*Categorized as revenue in FY22 budget

(1,800)

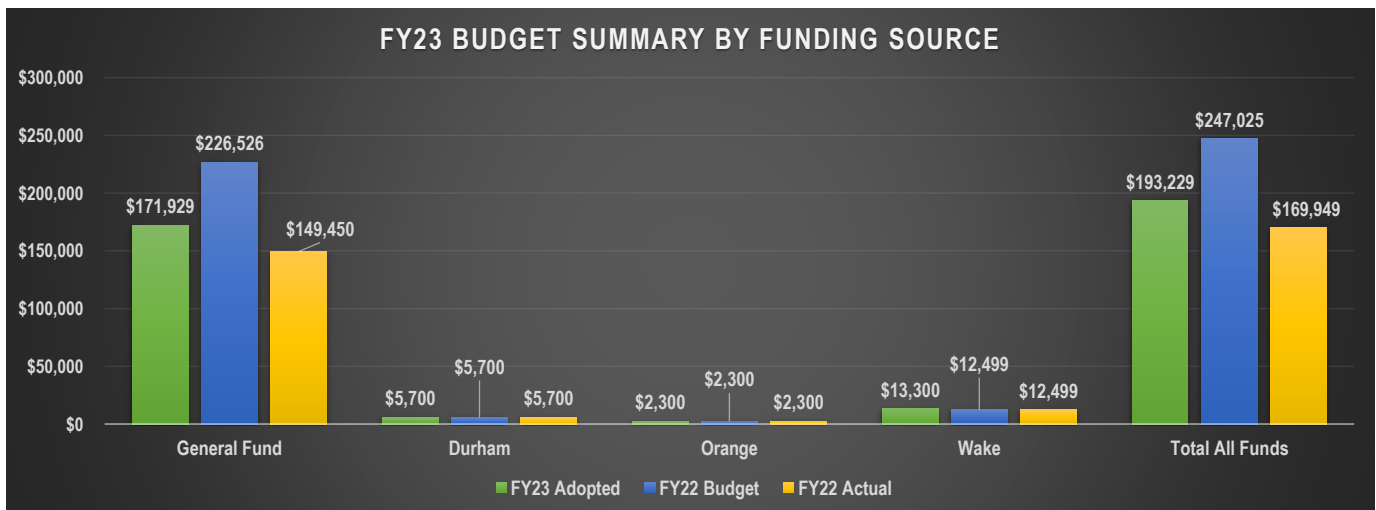
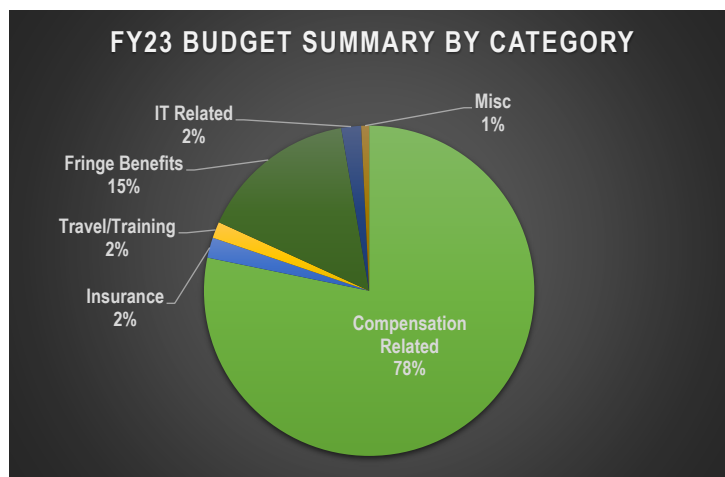
## DEPARTMENT OVERVIEW EEO

(Includes Durham, Orange and Wake)

Total FTE: 2

**About the Department:**

The EEO Department seeks to provide three key elements: 1) Promotes and helps to ensure equal opportunity in all areas of GoTriangle applicants and employees; 2) To champion and ensure an inclusive organization that seeks to make use of the full contributions of all employees; and 3) To ensure GoTriangle is compliant with all federal, state and local EEO, DBE and civil rights regulations.



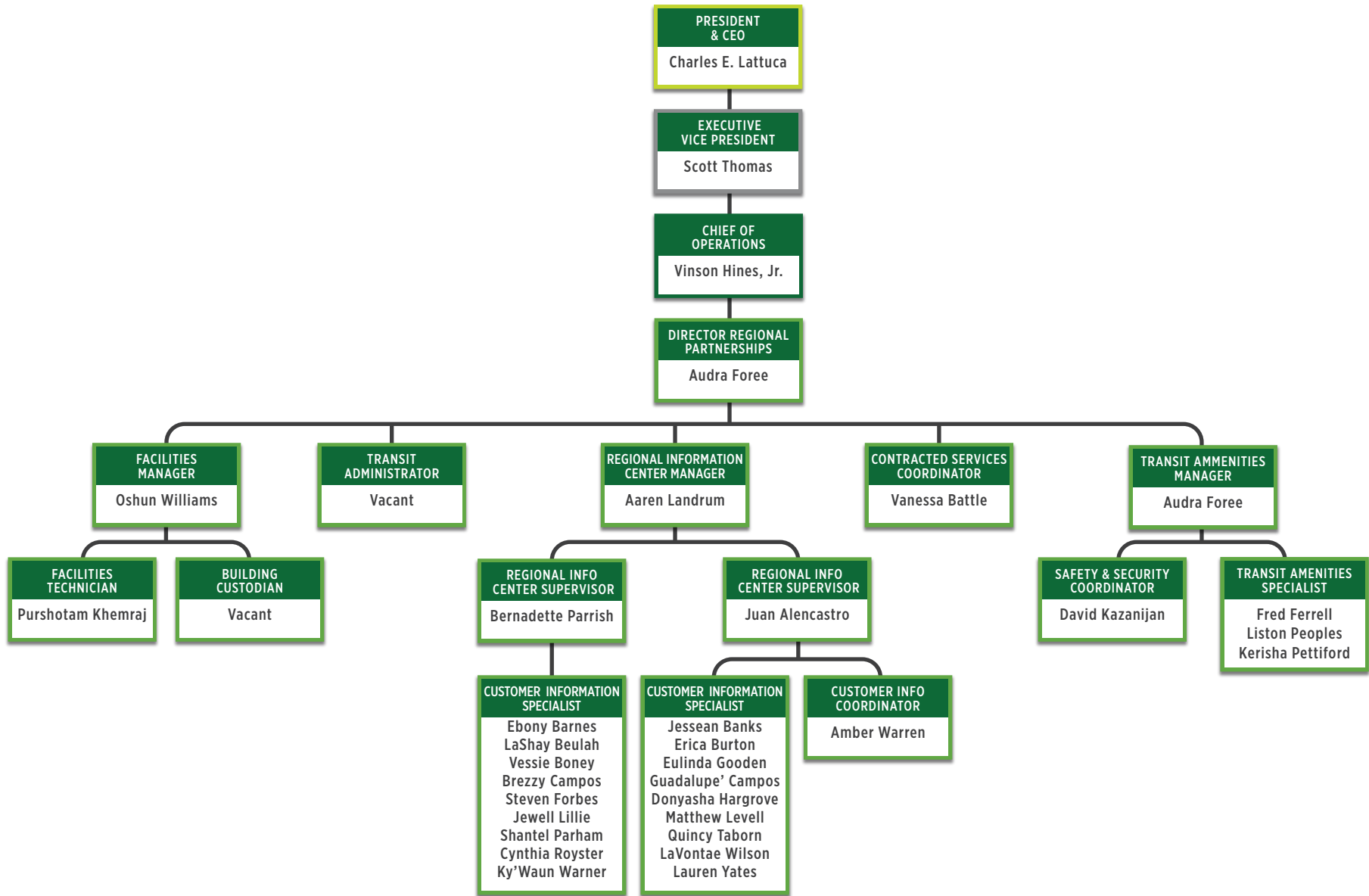
FY22 Budget	FY23 Adopted	Variance FY23 to FY22
\$247,025	\$193,229	(\$53,796)

EEO

FTE's	2.00	2.00				2.00	Variance FY23 - FY22
	All Funds FY2022 Budget	General Fund FY2023 Adopted	Durham FY2023 Adopted	Orange FY2023 Adopted	Wake FY2023 Adopted	All Funds FY2023 Adopted	
<b>TOTAL SALARIES AND WAGES</b>	\$163,379	\$140,403				\$140,403	(\$22,976)
<b>TOTAL NON-SALARY AND WAGES</b>	83,646	31,526	5,700	2,300	13,300	52,826	(30,820)
Employer Dental Insurance	1,054	829				829	(225)
Medical Insurance	22,958	17,673				17,673	(5,285)
Vision Insurance	222	175				175	(47)
Employer FICA	12,498	10,741				10,741	(1,757)
Employer Pension	13,070	11,232				11,232	(1,838)
Workers' Compensation	2,508	2,068				2,068	(440)
Meeting Expense - Materials	800	800				800	
Meeting Refreshment	500	500				500	
Office Supplies	200	200				200	
Travel	600	600				600	
Employee Training	2,500	2,500				2,500	
Telephone/WAN Services	1,017	974				974	(43)
Advertisement Services							
Copier/Printer/Fax Lease	629	675				675	46
Technology Maint. Contracts	2,049	2,094				2,094	45
Property & Gen Liability Insurance	2,242	1,765				1,765	(477)
Durham Allocation	5,700		5,700			5,700	
Orange Allocation	2,300			2,300		2,300	
Wake Allocation	12,499				13,300	13,300	801
Transit Plan Allocation*		(21,300)				(21,300)	(21,300)
Dues and Subscriptions	300						(300)
<b>TOTAL EXPENSES</b>	<b>247,025</b>	<b>171,929</b>	<b>5,700</b>	<b>2,300</b>	<b>13,300</b>	<b>193,229</b>	<b>(53,796)</b>

\*Categorized as revenue in FY22 budget

(20,499)

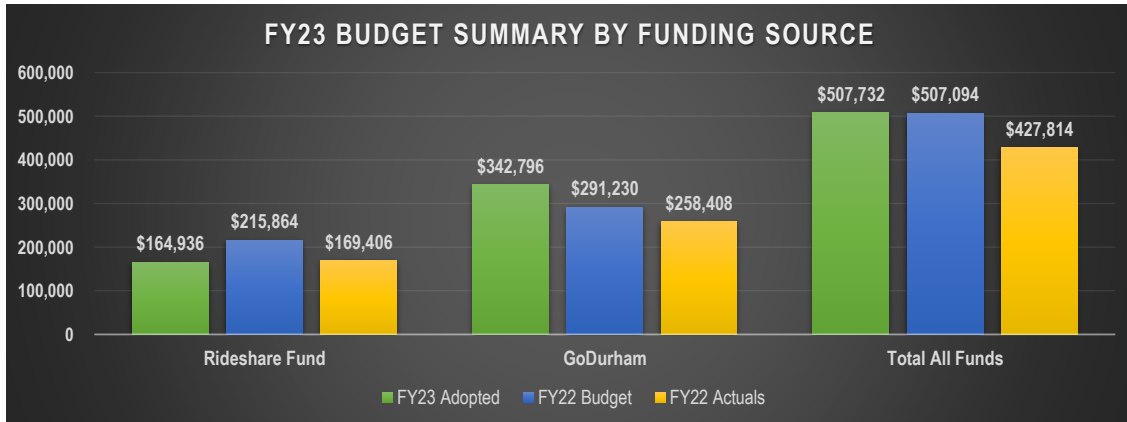
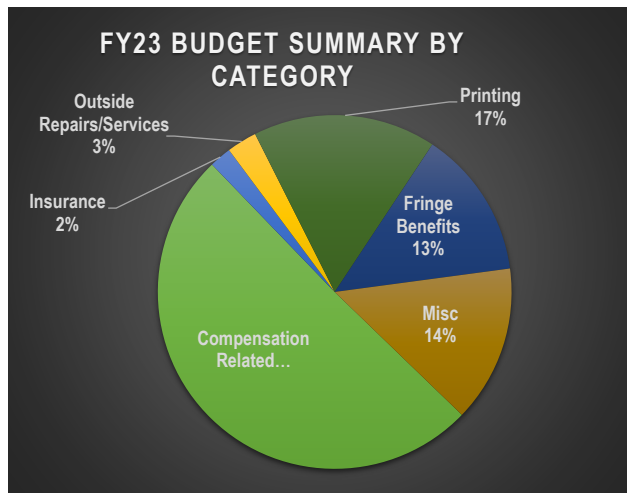


## DEPARTMENT OVERVIEW REGIONAL SERVICES (Includes GoDurham)

Total FTEs: 5

### About the Department

The Regional Services department is responsible for the oversight and upkeep of bus stops and bus shelters. This includes ensuring that proper signage is available at each stop, replacing the signage related to route changes, overseeing the process to construct new shelters and repairing damaged shelters as needed.



		Variance FY23 to FY22
<b>FY 2022 Budget</b>	<b>FY 2023 Adopted</b>	
\$507,094	\$507,732	\$638

## REGIONAL SERVICES

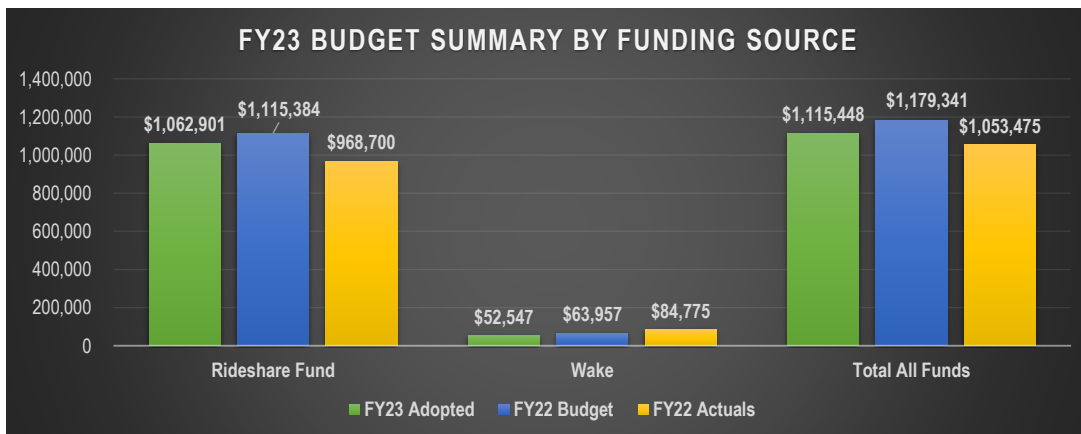
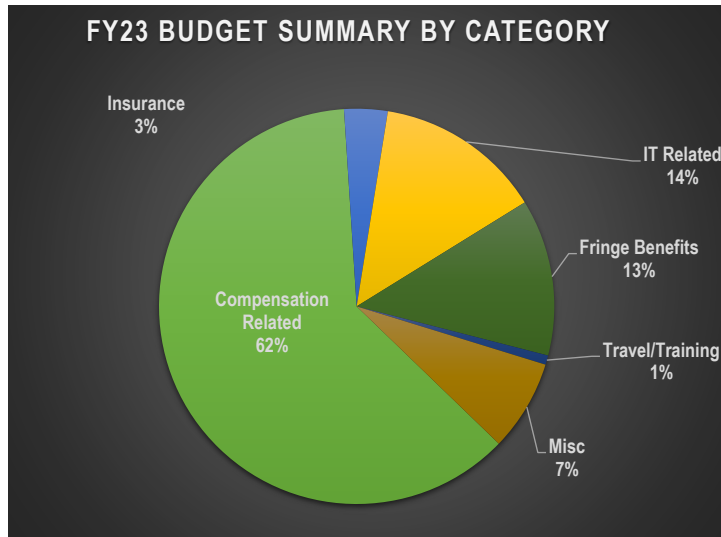
FTE's	4.00	2.25	2.75	5.00	
	All Funds FY2022 Budget	Rideshare FY2023 Adopted	GoDurham FY2023 Adopted	All Funds FY2023 Adopted	Variance FY23 - FY22
<b>TOTAL SALARIES AND WAGES</b>	<b>\$240,624</b>	<b>\$68,559</b>	<b>\$169,993</b>	<b>\$238,551</b>	<b>(\$2,072)</b>
<b>TOTAL NON-SALARY AND WAGES</b>	<b>266,471</b>	<b>96,377</b>	<b>172,803</b>	<b>269,180</b>	<b>2,710</b>
Employer Dental Insurance	2,108	691	1,521	2,212	104
Medical Insurance	45,916	14,727	32,401	47,128	1,212
Vision Insurance	444	146	322	468	24
Employer FICA	17,946	5,245	13,004	18,249	304
Employer Pension	18,767	5,485	13,599	19,084	318
Workers' Compensation	5,016	1,724	3,792	5,516	500
Other Professional Services	3,000	3,000		3,000	
Uniforms	2,500	2,500		2,500	
Meeting Refreshment	200	200		200	
Miscellaneous Supplies	500	500		500	
Travel	3,000	1,000		1,000	(2,000)
Employee Training	500	500		500	
Conferences	2,850	2,850		2,850	
Telephone/WAN Services	2,033	2,436		2,436	403
Telephone- Wireless	2,800	2,800		2,800	
Printing	85,000	20,033	64,967	85,000	
Outside Repairs-Parts	10,000	10,000		10,000	
Outside Services	4,000	4,000		4,000	
Copier/Printer/Fax Lease	1,258	1,688		1,688	430
Technology Maint. Contracts	4,099	5,234		5,234	1,135
Property & Gen Liability Insurance	4,620	1,471	3,237	4,708	88
Indirect Cost - Central Services	49,914	10,147	39,960	50,107	193
<b>TOTAL EXPENSES</b>	<b>507,094</b>	<b>164,936</b>	<b>342,796</b>	<b>507,731</b>	<b>638</b>

## DEPARTMENT OVERVIEW REGIONAL CALL CENTER (Includes Wake)

Total FTEs: 9

### About the Department

The GoTriangle Regional Call Center provides a consolidated source of information about public transportation services, ridesharing and paratransit services throughout the Triangle. Customers are able to make one call to (919) 485-RIDE and receive information about GoTriangle, GoRaleigh, GoDurham, GoCary and the Town of Chapel Hill. Through this multi-agency partnership, the Call Center provides comprehensive transit information of a consistently high quality that is relied upon by our current and future customers.



		Variance FY23 to FY22
<b>FY 2022 Budget</b>	<b>FY 2023 Adopted</b>	
<b>\$1,179,341</b>	<b>\$1,115,448</b>	<b>(\$63,893)</b>

## REGIONAL CALL CENTER

FTE's	9.00	9.00	9.00	9.00	Variance FY23 - FY22
	All Funds FY2022 Budget	Rideshare Fund FY2023 Adopted	Wake FY2023 Adopted	All Funds FY2023 Adopted	
<b>TOTAL SALARIES AND WAGES</b>	<b>\$665,010</b>	<b>\$614,879</b>	<b>\$26,922</b>	<b>\$641,801</b>	<b>(\$23,208)</b>
<b>TOTAL NON-SALARY AND WAGES</b>	<b>514,331</b>	<b>448,022</b>	<b>25,625</b>	<b>473,647</b>	<b>(40,686)</b>
Employer Dental Insurance	4,743	4,977		4,977	234
Medical Insurance	103,311	106,038		106,038	2,727
Vision Insurance	999	1,053		1,053	54
Employer FICA	50,873	47,063		47,063	(3,810)
Employer Pension	33,103	30,905		30,905	(2,198)
Tuition Reimbursement	1,000	3,000		3,000	2,000
Workers' Compensation	21,067	21,375		21,375	307
Employee Phys/Test	450	450		450	
Uniforms	2,000	2,000		2,000	
Meeting Refreshment	2,000	2,000		2,000	
Office Supplies	3,000	3,000		3,000	
Miscellaneous Supplies	4,000	4,000		4,000	
Travel	1,000	2,000		2,000	1,000
Employee Training	4,500	4,500		4,500	
Conferences		2,000		2,000	2,000
Telephone/WAN Services	4,574	4,385		4,385	(189)
Telephone- Wireless	1,080	1,620		1,620	540
Postage	1,000	700		700	(300)
Printing		300		300	300
Copier/Printer/Fax Lease	2,831	3,039		3,039	208
Technology Maint. Contracts	142,511	117,644	25,625	143,269	758
Property & Gen Liability Insurance	18,833	18,244		18,244	(590)
Indirect Cost - Central Services	111,456	67,729		67,729	(43,727)
<b>TOTAL EXPENSES</b>	<b>1,179,341</b>	<b>1,062,901</b>	<b>52,547</b>	<b>1,115,448</b>	<b>(63,894)</b>

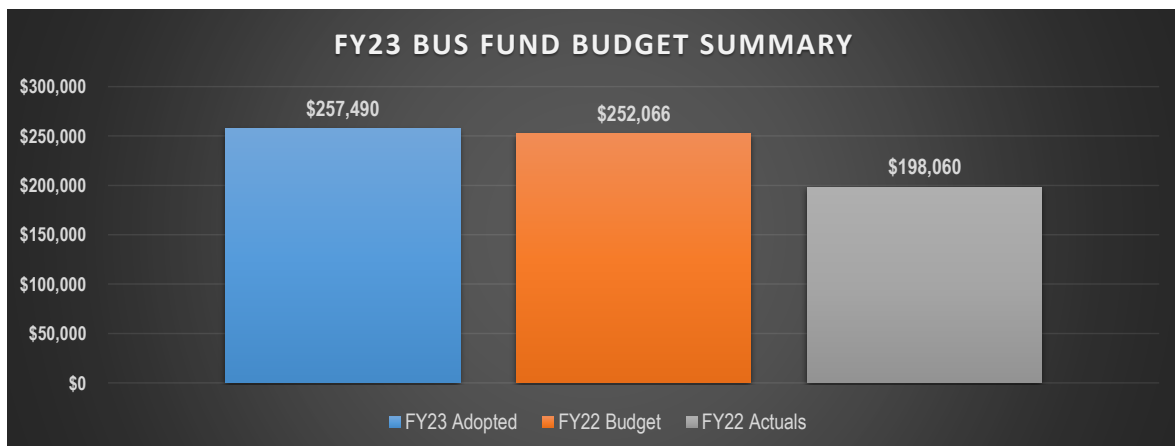
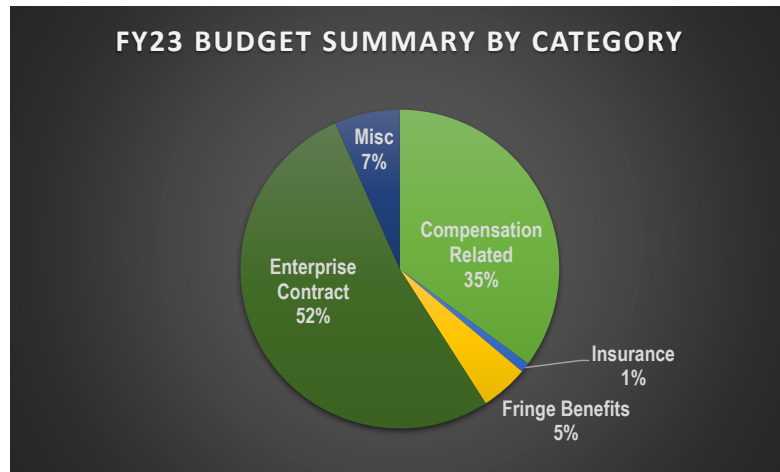


# DEPARTMENT OVERVIEW VANPOOL

Total FTE: 1

## About the Department

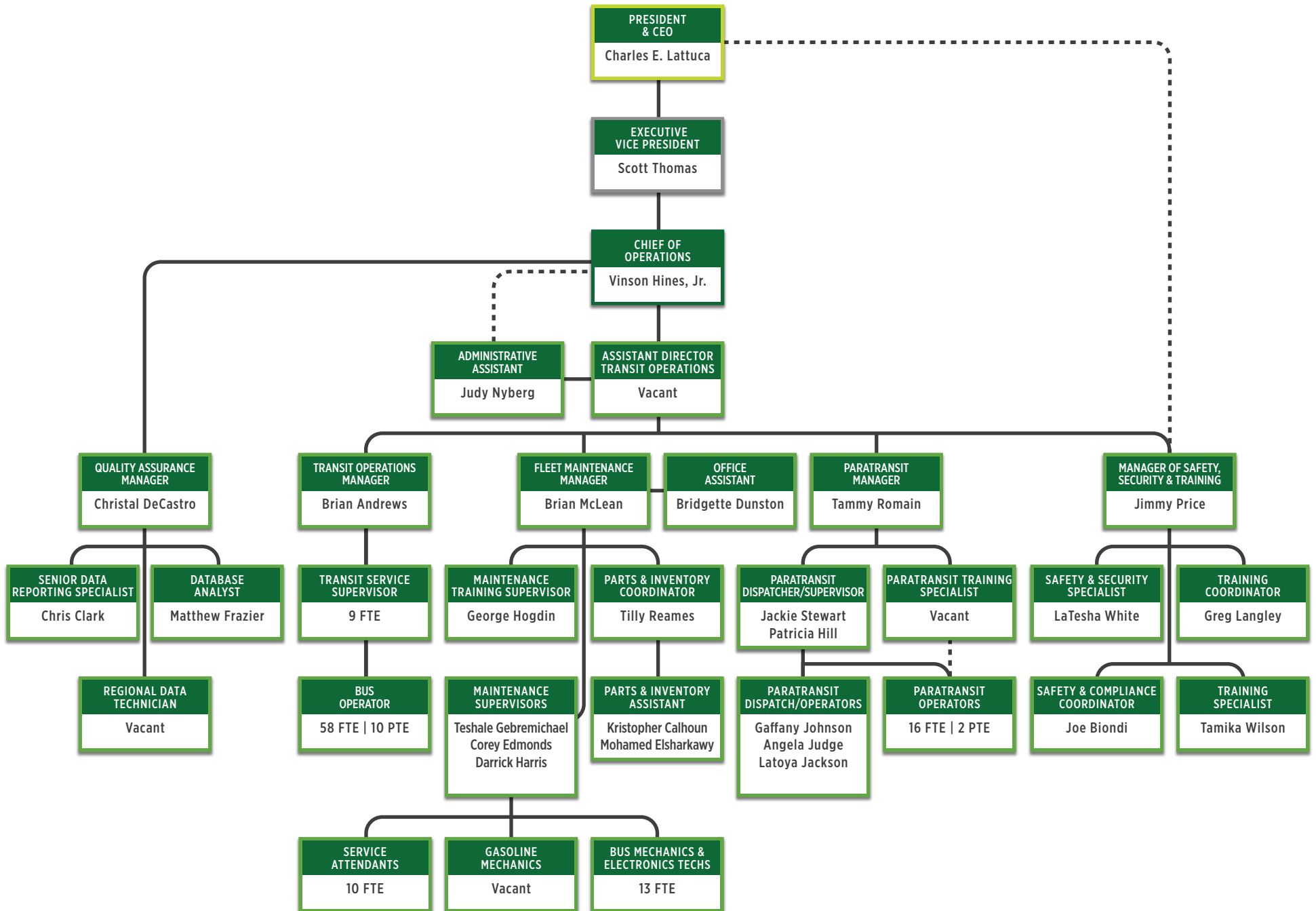
The Vanpool department's primary goal is to provide an alternative method of transportation for the citizens of the Triangle. Citizens are able to carpool via multi passenger vans in an effort to save on their personal gas consumption while helping to improve our environment through the reduction of fumes from single occupant vehicles. The service is currently being contracted through Enterprise who is in charge of the day to day operations of the directly operated service. The expenses are related to the oversight of the contract.



FY22 Budget	FY23 Adopted	Variance FY23 to FY22
\$252,066	\$257,490	\$5,424

## VANPOOL

FTE's	1.00	1.00	
	Bus Fund FY2022 Budget	Bus Fund FY2023 Adopted	Variance FY23 - FY22
<b>TOTAL SALARIES AND WAGES</b>	<b>\$75,372</b>	<b>\$78,171</b>	<b>\$2,799</b>
<b>TOTAL NON-SALARY AND WAGES</b>	<b>176,694</b>	<b>179,319</b>	<b>2,625</b>
Employer Dental Insurance	527	553	26
Medical Insurance	11,479	11,782	303
Vision Insurance	111	117	6
Employer FICA	5,765	5,980	215
Employer Pension	6,030	6,254	224
Workers' Compensation	1,254	1,379	125
Other Professional Services	135,000	135,000	
Uniforms	200	600	400
Travel	1,000	1,000	
Employee Training	2,000		(2,000)
Conferences		3,100	3,100
Telephone/WAN Services	508	487	(21)
Telephone- Wireless	820	820	
Copier/Printer/Fax Lease	315	338	23
Technology Maint. Contracts	1,025	1,047	22
Property & Gen Liability Insurance	1,121	1,177	56
Indirect Cost - Central Services	9,339	9,685	346
Dues and Subscriptions	200		(200)
<b>TOTAL EXPENSES</b>	<b>252,066</b>	<b>257,490</b>	<b>5,423</b>



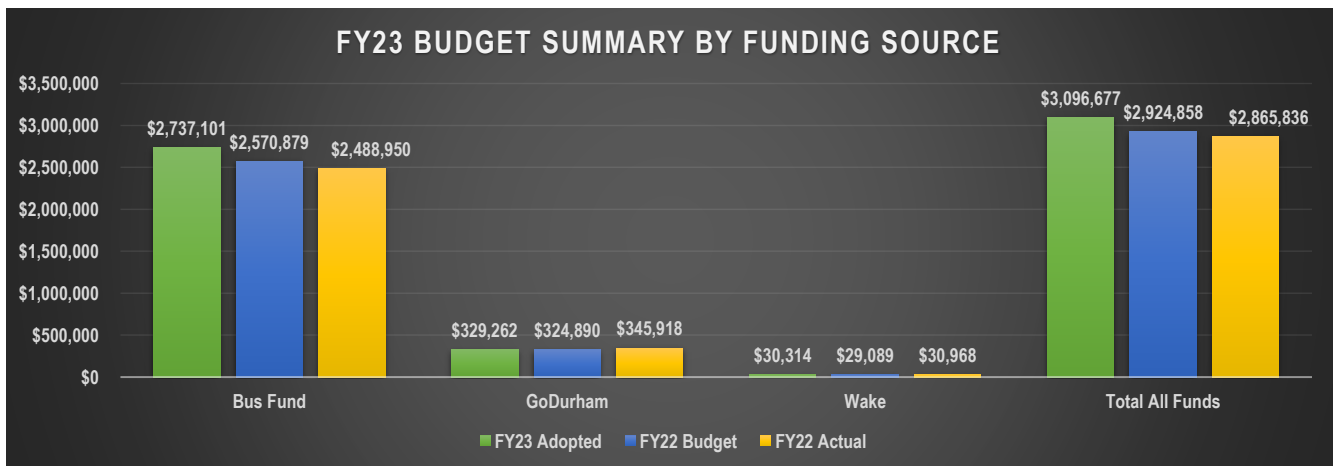
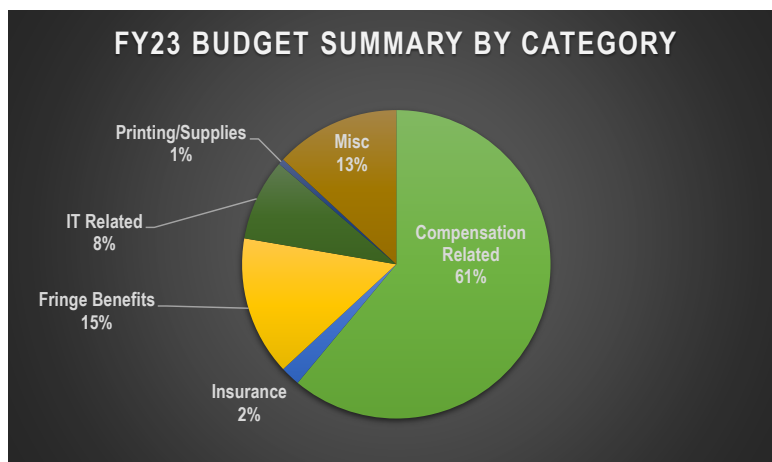
## DEPARTMENT OVERVIEW BUS SUPERVISION

Includes (GoDurham, Durham, Orange and Wake)

Total FTEs: 26

### About the Department

Bus Supervision houses the management staff for all of bus operations, including safety and security and maintenance. It seeks to ensure that all departments within the Regional Bus Services division operates efficiently and strives to provide quality, world class transit service to the Triangle region.



FY22 Budget	FY23 Adopted	Variance FY23 to FY22
<b>\$2,924,858</b>	<b>\$3,096,677</b>	<b>\$171,819</b>

## BUS SUPERVISION

FTE's	26.00	23.60	2.00	0.40	26.00	
	All Funds FY2022 Budget	Bus Fund FY2023 Budget	GoDurham FY2023 Adopted	Wake FY2023 Adopted	All Funds FY2023 Adopted	Variance FY23 - FY22
<b>TOTAL SALARIES AND WAGES</b>	<b>\$1,787,697</b>	<b>\$1,561,206</b>	<b>\$173,762</b>	<b>\$21,227</b>	<b>\$1,756,195</b>	<b>(\$31,502)</b>
<b>TOTAL NON-SALARY AND WAGES</b>	<b>1,137,161</b>	<b>1,175,893</b>	<b>155,500</b>	<b>9,089</b>	<b>1,340,481</b>	<b>203,320</b>
Employer Dental Insurance	13,175	12,498	1,106	221	13,825	650
Medical Insurance	286,975	266,273	23,564	4,713	294,550	7,575
Vision Insurance	2,775	2,644	234	47	2,925	150
Employer FICA	136,758	119,432	13,293	1,624	134,349	(2,409)
Employer Pension	143,015	124,896	13,901	1,698	140,495	(2,520)
Workers' Compensation	31,350	31,165	2,758	552	34,475	3,125
Employee Phys/Test	1,500					(1,500)
Other Professional Services	10,000	149,537	25,463		175,000	165,000
Uniforms	7,000	7,000			7,000	
Meeting Expense - Materials	600	600			600	
Meeting Refreshment	8,500	8,500			8,500	
Other Educ. and First Aid Serv	3,600	3,600			3,600	
Office Supplies	12,000	12,000			12,000	
Travel	5,500	8,500			8,500	3,000
Employee Training	4,500	6,000			6,000	1,500
Conferences	3,500	5,000			5,000	1,500
Telephone/WAN Services	17,303	30,443			30,443	13,140
Telephone- Wireless	84,600	86,600			86,600	2,000
Postage	500	500			500	
Printing	8,000	7,000			7,000	(1,000)
Other Services - Graphics		500			500	500
Office Equipment (NonCap)	750	750			750	
Advertisement Services	5,000	5,000			5,000	
Armored Car Service	8,000	8,000			8,000	

## BUS SUPERVISION

<i>FTE's</i>	<i>26.00</i>	<i>23.60</i>	<i>2.00</i>	<i>0.40</i>	<i>26.00</i>	
	<b>All Funds FY2022 Budget</b>	<b>Bus Fund FY2023 Budget</b>	<b>GoDurham FY2023 Adopted</b>	<b>Wake FY2023 Adopted</b>	<b>All Funds FY2023 Adopted</b>	<b>Variance FY23 - FY22</b>
Copier/Printer/Fax Lease	7,737	9,455			9,455	1,718
Technology Maint. Contracts	126,029	139,152			139,152	13,123
Property & Gen Liability Insurance	28,155	26,600	2,354	234	29,188	1,033
Indirect Cost - Central Services	177,339	101,248	72,827		174,075	(3,264)
Dues and Subscriptions	3,000	3,000			3,000	
<b>TOTAL EXPENSES</b>	<b>2,924,858</b>	<b>2,737,101</b>	<b>329,262</b>	<b>30,314</b>	<b>3,096,677</b>	<b>171,819</b>

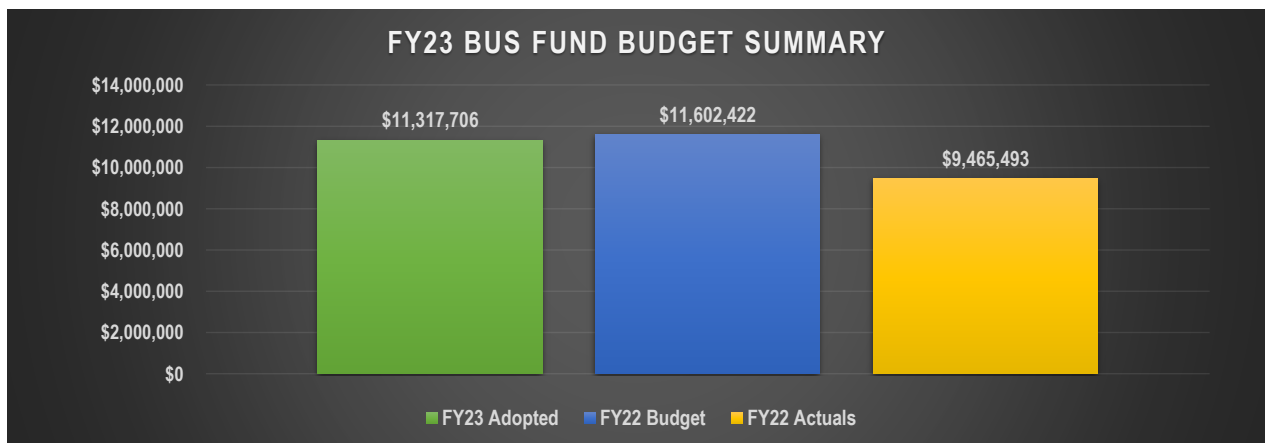
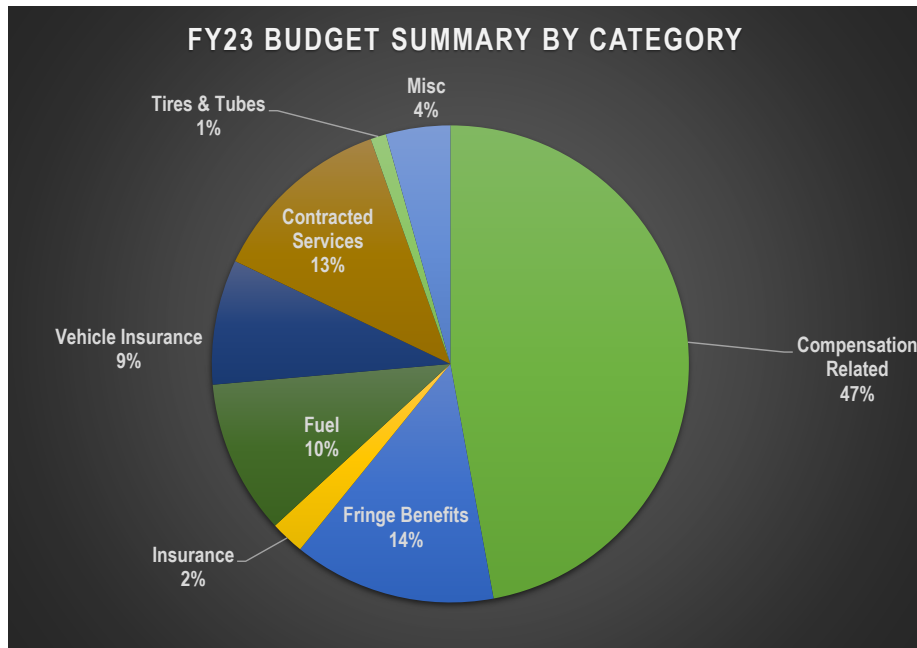
# DEPARTMENT OVERVIEW BUS OPERATIONS

(Includes Durham, Orange and Wake)

Total FTEs: 95

## About the Department

Bus Operations encompasses the services that allow for the safe and reliable transportation services that our customers enjoy. The fixed route service operates 7 days a week with 63 buses in service. In addition there are 14 regional routes, 10 weekday express routes and 4 shuttle routes.



FY22 Budget	FY23 Adopted	Variance FY23 to FY22
\$11,602,422	\$11,317,706	(\$284,716)

## BUS OPERATIONS

<i>FTE's</i>	<i>95.00</i>	<i>95.00</i>	
	<b>Bus Fund FY2022 Budget</b>	<b>Bus Fund FY2023 Adopted</b>	<b>Variance FY23 - FY22</b>
<b>TOTAL SALARIES AND WAGES</b>	<b>\$5,055,006</b>	<b>\$4,951,602</b>	<b>(\$103,404)</b>
<b>TOTAL NON-SALARY AND WAGES</b>	<b>6,547,416</b>	<b>6,366,104</b>	<b>(181,312)</b>
Employer Dental Insurance	52,700	52,535	(165)
Medical Insurance	1,147,900	1,119,290	(28,610)
Vision Insurance	11,100	11,115	15
Employer FICA	386,708	378,797	(7,911)
Employer Pension	384,737	372,358	(12,379)
Tuition Reimbursement			
Workers' Compensation	119,130	140,658	21,528
Employee Phys/Test	20,000	20,000	
Uniforms	37,000	37,000	
Meeting Expense - Materials	1,750	1,750	
Meeting Refreshment	8,000	8,000	
Other Educ. and First Aid Serv	2,500	2,500	
Recycling	700	700	
Fuels and Lubricants	1,462,995	1,184,650	(278,345)
Tires and Tubes	120,000	120,000	
Licenses, Tags and Fees	18,000	1,000	(17,000)
Maintenance Supplies	3,000	3,000	
Motor Vehicles Records**	2,900	2,900	
Miscellaneous Supplies	500	500	
Travel	4,000	4,000	
Employee Training	2,650	2,650	
Conferences	1,000	1,000	
Postage		500	500
Printing	1,500	1,500	
Maint Fee- Park & Ride	88,302	76,089	(12,213)
Special Events	1,000	1,000	
Contracted Services- Transit	1,410,013	1,413,708	3,695
Property & Gen Liability Insurance	106,495	120,054	13,559
Vehicle Insurance	800,000	960,000	160,000
Indirect Cost - Central Services	338,686	311,850	(26,836)
Dues and Subscriptions	3,150	6,000	2,850
Office Furniture (Capital)	11,000	11,000	
<b>TOTAL EXPENSES</b>	<b>11,602,422</b>	<b>11,317,706</b>	<b>(284,716)</b>



## FY23 Contracted Services Overview

	Days Operated	Daily Revenue Hours	Daily Total Hours	Annual Revenue Hours	Annual Total Hours	Annual Cost	Cost per Revenue Hour	Farebox Revenue	FY23 Budget	FY22 Budget	Variance FY23 to FY22
<b>Raleigh</b>											
WRX	255	9.83	12.03	2506.65	3067.65	\$ 296,274	\$ 118	\$ -	\$ 296,274	\$ 315,035	\$ (18,761)
ZWX	255	7.17	9.5	1828.35	2422.5	\$ 233,965	\$ 128	\$ -	\$ 233,965	\$ 239,189	\$ (5,224)
*charge of \$96.58 per total hours						\$ 530,239	\$ 123	\$ -	\$ 530,239	\$ 554,224	\$ (23,985)
<b>Chapel Hill</b>											
420	255	13.7	20.75	3494	5291	\$ 424,782	\$ 122	\$ -	\$ 424,782	\$ 419,784	\$ 4,998
<b>Cary</b>											
300 - Sat	52	12	12.5	624	650	\$ 63,375	\$ 101.56	\$ -	\$ 63,375	\$ 54,045	\$ 9,330
*charge of \$97.50 per total hours						\$ 63,375	\$ 101.56		\$ 63,375	\$ 54,045	\$ 9,330
<b>Total</b>				<b>8,452.50</b>	<b>11,431.40</b>			<b>Total</b>	<b>\$ 1,018,395</b>	<b>\$ 1,028,053</b>	<b>\$ (9,658)</b>

### Wake County

FRX									\$ 239,664	\$ (239,664)	
300 - Sat	52	13	13.87	676	721	\$ 70,301	\$ 104	\$ -	\$ 70,301	\$ 60,673	\$ 9,628
300 - Sun	56	13.92	14.42	780	808	\$ 78,733	\$ 101	\$ -	\$ 78,733	\$ 75,975	\$ 2,758
				Wake	1455.52	1529	\$ 149,034	\$ -	\$ 149,034	\$ 376,312	
				<b>Grand Total</b>	<b>9,908.02</b>	<b>12,959.95</b>					
Total of all Services									<b>\$ 1,167,429</b>	<b>\$ 1,404,365</b>	

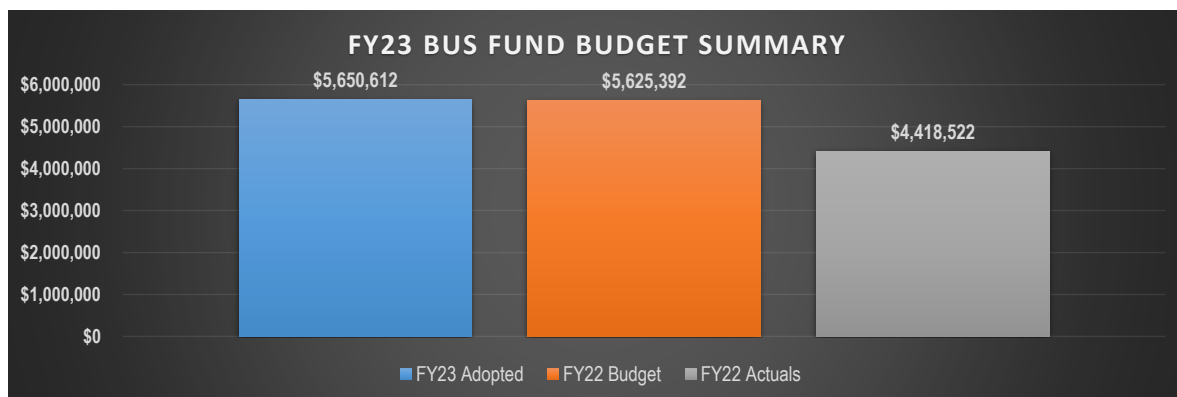
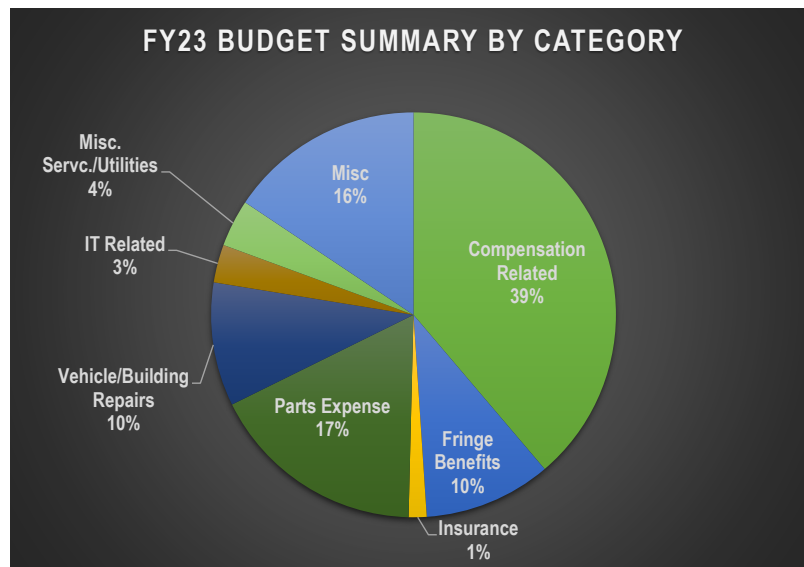
## DEPARTMENT OVERVIEW BUS MAINTENANCE

(Includes Durham, Orange and Wake)

Total FTEs: 34

### About the Department

The bus maintenance department is responsible for ensuring that our fleet of buses and vans are in top operating condition. These responsibilities include the maintenance of engines and transmissions, tire upkeep and preventative maintenance measures that ensure that GoTriangle's fleet of vehicles meet state and federal regulations.



FY22 Budget	FY23 Adopted	Variance FY23 to FY22
<b>\$5,625,392</b>	<b>\$5,650,612</b>	<b>\$25,220</b>

## BUS MAINTENANCE

<i>FTE's</i>	<i>34.00</i>	<i>34.00</i>	
	<b>Bus Fund FY2022 Budget</b>	<b>Bus Fund FY2023 Adopted</b>	<b>Variance FY23 - FY22</b>
<b>TOTAL SALARIES AND WAGES</b>	<b>\$2,043,057</b>	<b>\$2,099,276</b>	<b>\$56,220</b>
<b>TOTAL NON-SALARY AND WAGES</b>	<b>3,582,336</b>	<b>3,551,336</b>	<b>(31,000)</b>
Employer Dental Insurance	17,918	18,802	884
Medical Insurance	390,286	400,588	10,302
Vision Insurance	3,774	3,978	204
Employer FICA	156,294	160,595	4,301
Employer Pension	163,444	165,447	2,003
Workers' Compensation	42,636	48,265	5,629
Other Fringe Benefits	31,520	31,520	
Employee Phys/Test	7,000	7,000	
Temporary Staffing	88,000	88,000	
Other Professional Services	24,400	24,400	
Uniforms	37,000	39,000	2,000
Meeting Refreshment	4,095	4,295	200
Recycling	4,000	4,000	
Mat/Scrapper Rental	38,000	40,000	2,000
Parts/Maintenance Expense	978,084	978,084	
Licenses, Tags and Fees	1,800	1,000	(800)
Vehicle Cleaning Supplies	6,000	6,000	
Maintenance Supplies	95,000	95,000	
Hand Tools	10,000	18,000	8,000
Miscellaneous Supplies	6,000	6,000	
Travel	5,000	5,000	
Employee Training	7,600	10,100	2,500
Telephone/WAN Services	17,281	16,566	(715)
Telephone- Wireless	5,084	5,084	
Postage	9,000	9,000	
Electrical utilities	60,000	60,000	
Natural gas	30,000	30,000	
Water and Sewer	3,000	3,000	
Printing	9,000	9,000	
Outside Repairs - Building	228,000	225,500	(2,500)
Outside Repairs-Parts	30,000	30,000	
Outside Repairs - Vehicles	300,000	200,000	(100,000)
Vehicle Washing	7,000	7,000	
Towing	25,000	25,000	
Copier/Printer/Fax Lease	10,694	11,482	788

## BUS MAINTENANCE

<i>FTE's</i>	<i>34.00</i>	<i>34.00</i>	
	<b>Bus Fund FY2022 Budget</b>	<b>Bus Fund FY2023 Adopted</b>	<b>Variance FY23 - FY22</b>
Technology Maint. Contracts	138,291	147,753	9,462
Janitorial Services	10,000	10,000	
Lawn Maintenance	40,000	40,000	
Waste Removal	20,000	35,000	15,000
Miscellaneous Rentals	2,000	3,420	1,420
Property & Gen Liability Insurance	38,114	41,195	3,081
Indirect Cost - Central Services	428,021	433,262	5,241
Dues and Subscriptions	4,000	4,000	
COVID-19 Expenses	50,000	50,000	
<b>TOTAL EXPENSES</b>	<b>5,625,392</b>	<b>5,650,612</b>	<b>25,220</b>

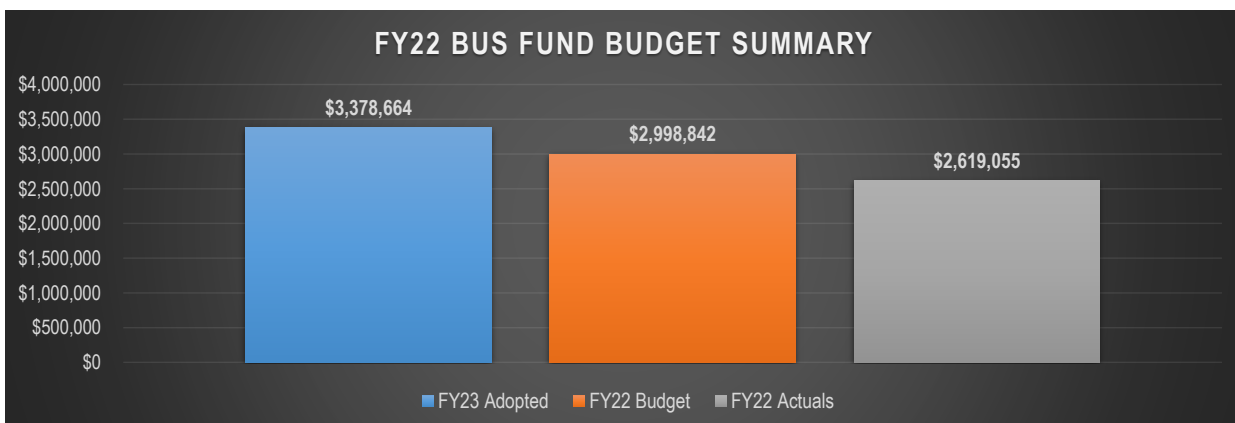
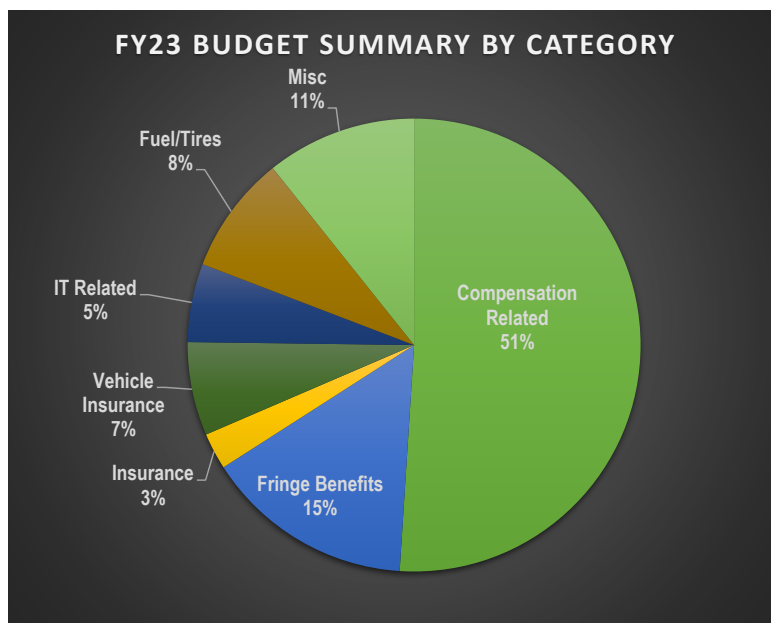
## DEPARTMENT OVERVIEW PARATRANSIT

(Includes Durham, Orange and Wake)

Total FTEs: 31

### About the Department

The Paratransit Department, recently named "T-Linx", provides safe, courteous, and reliable regional curb-to-curb transportation service (with a door-to-door option) for eligible riders in Raleigh, Durham, and Chapel Hill in accordance with the Americans with Disabilities Act (ADA). The service is designed to meet the needs of eligible riders as defined by ADA law by enabling them to use the service based on GoTriangle's all day fixed-route commuter bus service.



FY22 Budget	FY23 Adopted	Variance FY23 to FY22
\$2,998,842	\$3,378,664	\$379,822

## PARATRANSIT

FTE's	31.00	31.00	
	Bus Fund FY2022 Budget	Bus Fund FY2023 Adopted	Variance FY23 - FY22
<b>TOTAL SALARIES AND WAGES</b>	<b>\$1,509,443</b>	<b>\$1,601,197</b>	<b>\$91,754</b>
<b>TOTAL NON-SALARY AND WAGES</b>	<b>1,489,399</b>	<b>1,777,467</b>	<b>288,068</b>
Employer Dental Insurance	16,337	17,143	806
Medical Insurance	355,849	365,242	9,393
Vision Insurance	3,441	3,627	186
Employer FICA	115,472	122,492	7,020
Employer Pension	112,078	117,688	5,610
Workers' Compensation	43,088	47,576	4,488
Other Professional Services	10,000	10,000	
Uniforms	12,000	15,500	3,500
Meeting Expense - Materials	700	1,000	300
Meeting Refreshment	4,000	6,000	2,000
Fuels and Lubricants	110,000	269,856	159,856
Tires and Tubes	16,000	16,000	
Parts/Maintenance Expense	45,000	45,000	
Licenses, Tags and Fees	9,000	1,000	(8,000)
Maintenance Supplies	2,500	2,500	
Motor Vehicles Records**	1,500	1,500	
Hand Tools	3,000	3,000	
Office Supplies		2,000	2,000
Miscellaneous Supplies	1,300	2,000	700
Travel	3,000	6,000	3,000
Employee Training	4,000	10,000	6,000
Conferences		5,000	5,000
Telephone/WAN Services	15,756	15,105	(651)
Telephone- Wireless	24,700	27,084	2,384
Postage	1,500	1,500	
Printing	1,700	1,700	
Outside Repairs - Vehicles	15,000	15,000	
Vehicle Washing	5,000	5,000	
Towing	5,000	3,000	(2,000)
Copier/Printer/Fax Lease	9,750	10,469	719
Technology Maint. Contracts	71,447	81,653	10,206
Property & Gen Liability Insurance	34,751	40,607	5,856
Vehicle Insurance	205,000	225,500	20,500
Indirect Cost - Central Services	228,530	222,725	(5,805)
Dues and Subscriptions	3,000	3,000	
Tech Systems Equipment/Software		55,000	55,000
<b>TOTAL EXPENSES</b>	<b>2,998,842</b>	<b>3,378,664</b>	<b>379,822</b>

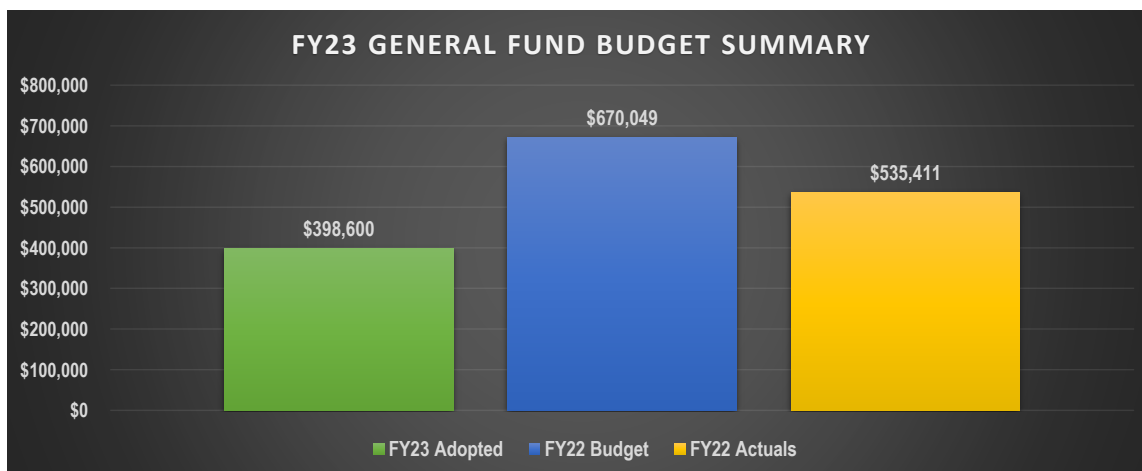
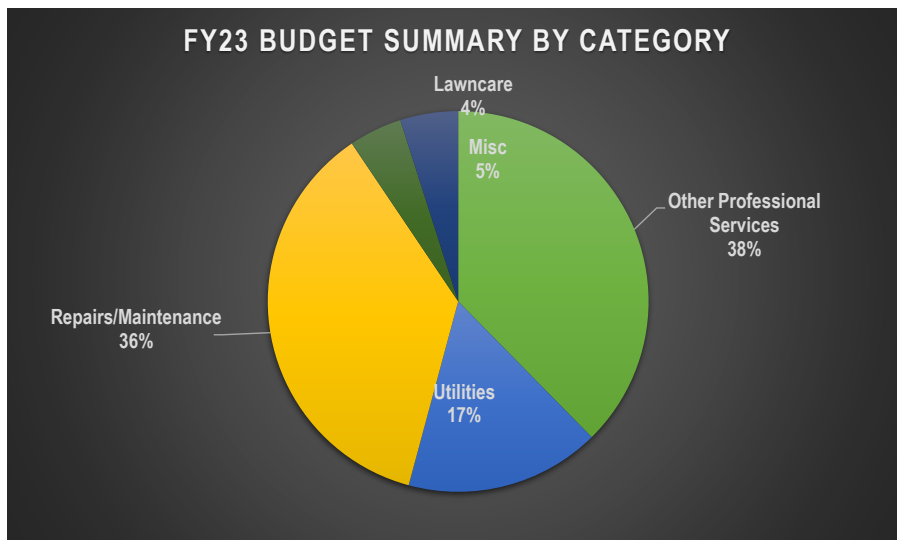
## DEPARTMENT OVERVIEW PLAZA

(Includes Durham, Orange and Wake)

**About the Plaza:**

Fiscal year 2023 marks the 11th year of ownership of the property located at 4600 Emperor Blvd. Due to the impact of COVID-19, we will no longer have a property manager, but instead will seek to maintain the property using the in house janitorial and real estate staff we currently employ. Additionally, renovations are currently in progress on the first and second floors which will allow for better spacing of employees once the office resumes it's normal business operations.

Our estimate for building expenses not including renovations will be approximately \$399K.



FY22 Budget	FY23 Adopted	Variance FY23 to FY22
\$670,049	\$398,600	(\$271,449)

## PLAZA BUILDING

	All Funds FY2022 Budget	General Fund FY2023 Adopted	Durham FY2023 Adopted	Orange FY2023 Adopted	Wake FY2023 Adopted	All Funds FY2023 Adopted	Variance FY23 - FY22
<b>TOTAL NON-SALARY AND WAGES</b>	<b>670,049</b>	<b>332,100</b>	<b>17,700</b>	<b>7,200</b>	<b>41,600</b>	<b>398,600</b>	<b>(271,449)</b>
Other Professional Services	150,000	150,000				150,000	
Recycling	500	1,500				1,500	1,000
Miscellaneous Supplies	20,000	2,000				2,000	(18,000)
Telephone/WAN Services	2,500						(2,500)
Postage	50	100				100	50
Electrical utilities	125,000	60,000				60,000	(65,000)
Water and Sewer	12,000	6,000				6,000	(6,000)
Outside Repairs - Building	26,000	45,000				45,000	19,000
Building Repairs	35,800	50,000				50,000	14,200
Outside Repairs-Parts		5,000				5,000	5,000
Maint Contract-Communication Eqmt	3,100	5,000				5,000	1,900
Janitorial Services	10,000	45,000				45,000	35,000
Lawn Maintenance	100,000	18,000				18,000	(82,000)
Waste Removal	5,000	7,500				7,500	2,500
Rental of Office Space	37,000						(37,000)
Durham Allocation	39,400		17,700			17,700	(21,700)
Orange Allocation	16,200			7,200		7,200	(9,000)
Wake Allocation	87,499				41,600	41,600	(45,899)
Transit Plan Allocation*		(66,500)				(66,500)	(66,500)
COVID-19 Expenses		3,500				3,500	3,500
<b>TOTAL EXPENSES</b>	<b>670,049</b>	<b>332,100</b>	<b>17,700</b>	<b>7,200</b>	<b>41,600</b>	<b>398,600</b>	<b>(271,449)</b>

\*Categorized as revenue in FY22 budget

(143,099)




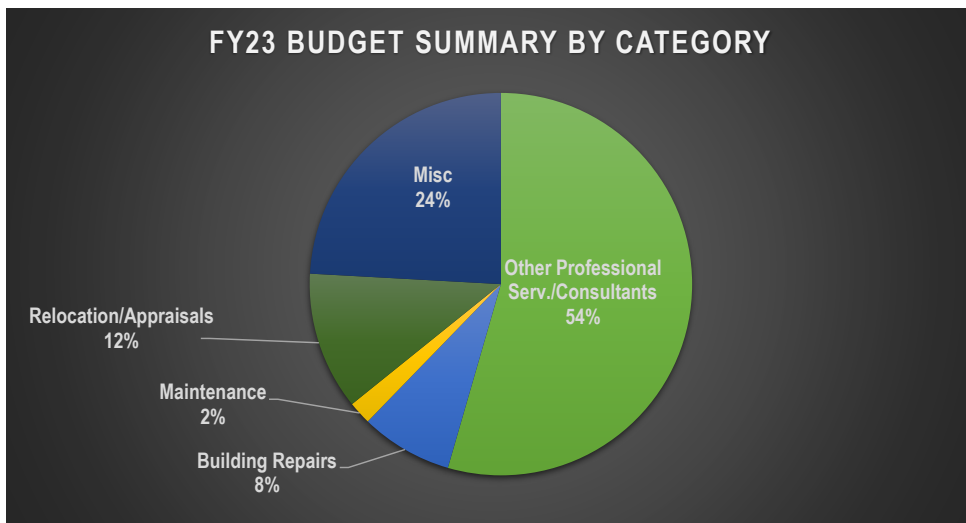


**X. MAJOR TRANSIT INVESTMENT FUND**

## DEPARTMENT OVERVIEW MAJOR TRANSIT INVESTMENT FUND (MTIF)

### About the MTIF:

The Major Transit Investment Fund houses expenses related to properties that GoTriangle owns that are located in Wake County. The expenses cover building repairs, maintenance of various buildings and facilities, relocation and appraisal expenses. These activities are primarily managed by our Real Estate staff.



FY22 Budget	FY23 Adopted	Variance FY23 to FY22
\$898,500	\$514,000	(\$384,500)

## MAJOR TRANSIT INVESTMENT FUND

	FY2022 Budget	FY2023 Adopted	Variance FY23 - FY22
<b>TOTAL SALARIES AND WAGES</b>			
<b>TOTAL NON-SALARY AND WAGES</b>	<b>898,500</b>	<b>514,000</b>	<b>(384,500)</b>
Consultants- Real Estate	75,000		(75,000)
Other Professional Services	321,000	280,000	(41,000)
Janitorial Supplies	1,000		(1,000)
Electrical utilities	7,000		(7,000)
Natural gas	6,000		(6,000)
Water and Sewer	5,000		(5,000)
Outside Repairs - Building	60,000	20,000	(40,000)
Building Repairs	130,000	20,000	(110,000)
Environmental Services	25,000	20,000	(5,000)
Janitorial Services	8,000	5,000	(3,000)
Lawn Maintenance	6,500	5,000	(1,500)
Rental of Office Space	5,000	10,000	5,000
Service Charges	24,000	24,000	
Acquisition- Wake County	40,000	10,000	(30,000)
Appraisals	50,000	50,000	
Site Review	40,000	20,000	(20,000)
Relocation Expenses	50,000	10,000	(40,000)
Property Management	25,000	20,000	(5,000)
Demolition	20,000	20,000	
<b>TOTAL EXPENSES</b>	<b>898,500</b>	<b>514,000</b>	<b>(384,500)</b>

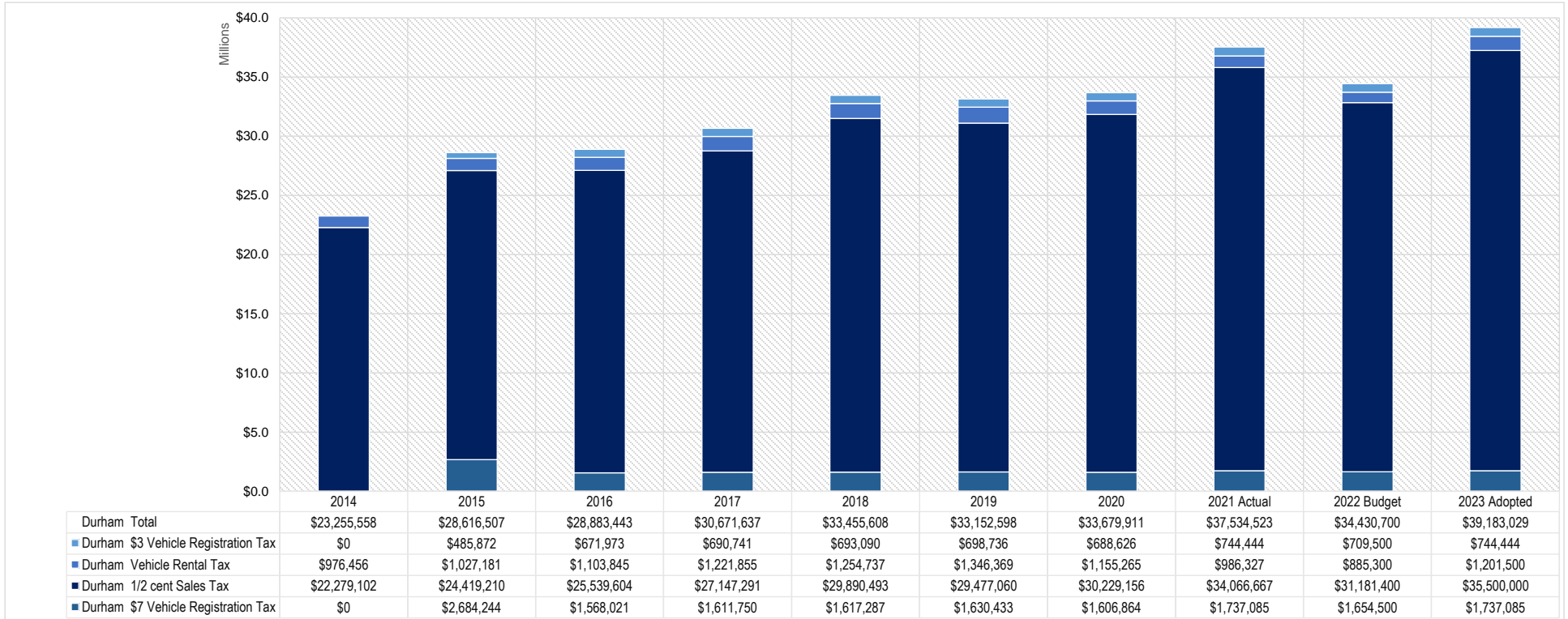


## **XI. DURHAM COUNTY TRANSIT PLAN**

## FY23 Durham Transit Plan - Summary Report

	FY2023 Durham Adopted	FY2022 Durham Budget	Delta FY23 to FY22	FY2021 Durham Actuals
<b>REVENUES</b>				
<b>Inter-governmental revenue:</b>				
Federal Grant Revenues				\$557,460
\$7 Vehicle Registration Taxes	1,737,085	1,654,500	82,585	1,737,085
\$3 Vehicle Registration Taxes	744,444	709,500	34,944	744,444
1/2 Cent Sales Tax	35,500,000	31,181,400	4,318,600	34,066,667
Vehicle Rental Taxes	1,201,500	885,300	316,200	986,327
Prior Year Carryforward	30,151,260	24,129,008	6,022,252	
Investment Earnings/Unrealized Gain (Loss)				541,712
<b>Total Revenues</b>	<b>69,334,289</b>	<b>58,559,708</b>	<b>10,774,581</b>	<b>38,633,695</b>
<b>EXPENDITURES</b>				
Board	3,400	4,400	(1,000)	7,482
Human Resources	22,800	22,700	100	18,903
Communications & Public Affairs	367,525	355,600	11,925	76,017
Legal	130,554	200,700	(70,146)	151,677
Real Estate	131,066	179,200	(48,134)	96,937
Capital Development	606,118	550,700	55,418	403,665
Finance/IT	510,218	500,700	9,518	357,220
Administration	23,165	33,600	(10,435)	23,845
EEO/DBE	5,700	5,700		3,643
Plaza Building	17,700	39,400	(21,700)	42,826
Regional Services - Planning	319,650	455,700	(136,050)	130,025
Regional Services				147
<b>Total Expenditures</b>	<b>2,137,896</b>	<b>2,348,400</b>	<b>(210,504)</b>	<b>1,312,387</b>
<b>OTHER FINANCING SOURCE</b>				
Opt Transf To GoTriangle	(2,137,896)	(2,348,400)	210,504	(1,312,388)
Opt Transf to GoTriangle Bus Operations	(1,776,521)	(1,674,200)	(102,321)	(1,563,443)
Opt Transf To Transit Partners	(7,995,323)	(6,149,500)	(1,845,823)	(5,100,181)
Cpt Transf To GoTriangle	(20,964,683)	(15,560,239)	(5,404,444)	(6,447,295)
Cpt Transf To Transit Partners	(19,279,944)	(18,302,455)	(977,489)	(1,451,077)
<b>Total other financing source</b>	<b>(52,154,367)</b>	<b>(44,034,794)</b>	<b>(8,119,574)</b>	<b>(15,874,384)</b>
<b>Change in Balance</b>	<b>17,179,922</b>	<b>14,524,915</b>	<b>2,655,007</b>	<b>22,759,312</b>

## Durham Transit Plan Local Revenues



Projections	% Variance FY23 [P] to FY21 [A]	% Variance FY23 [P] to FY22 [B]	% Variance FY22 [B] to FY21 [A]
\$7 Vehicle Registration Tax	0.0%	5.0%	-4.8%
1/2 cent Sales Tax	4.2%	13.8%	-8.5%
Vehicle Rental Tax	21.8%	35.7%	-10.2%
\$3 Vehicle Registration Tax	0.0%	4.9%	-4.7%



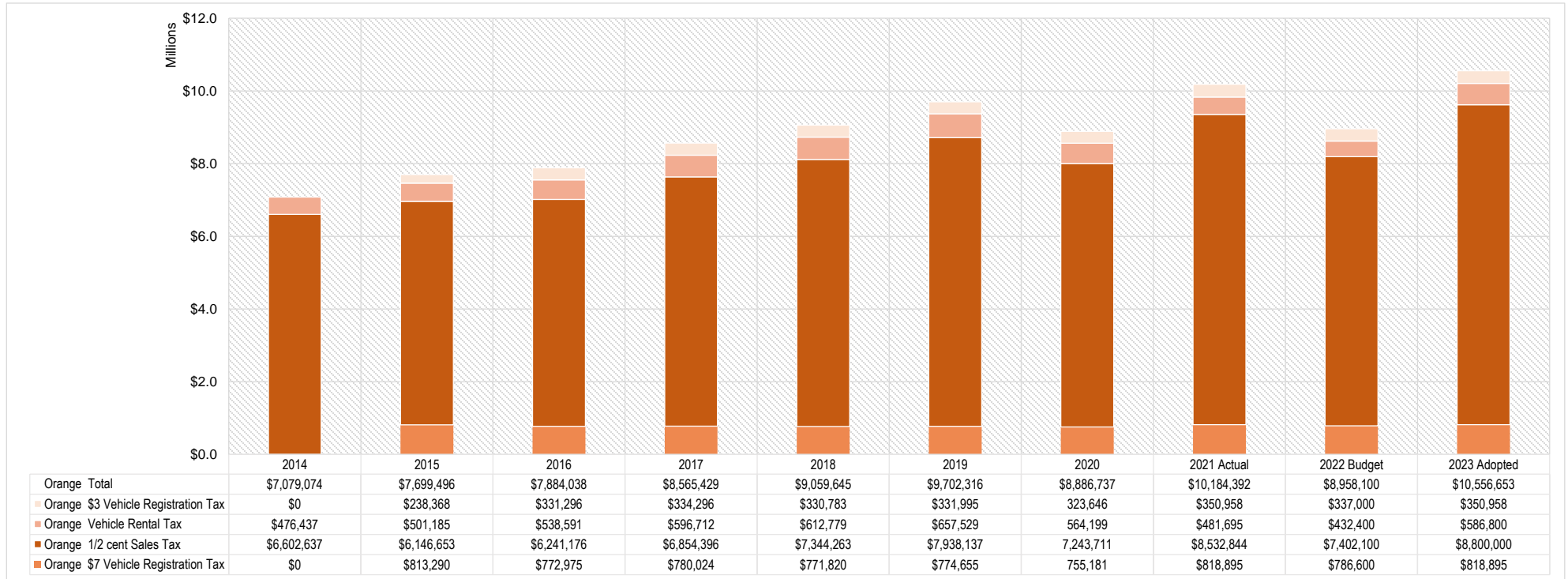
## **XII. ORANGE COUNTY TRANSIT PLAN**

## FY23 Orange Transit Plan - Summary Report

	FY2023 Orange Adopted	FY2022 Orange Budget	Delta FY22 to FY21	FY2021 Orange Actuals
<b>REVENUES</b>				
<b>Inter-governmental revenue:</b>				
Federal Grant Revenues	-	-	-	\$126,540
Misc. Revenue	-	-	-	46
\$7 Vehicle Registration Taxes	818,895	786,600	32,295	818,895
\$3 Vehicle Registration Taxes	350,958	337,000	13,958	350,958
1/2 Cent Sales Tax	8,800,000	7,402,100	1,397,900	8,532,844
Vehicle Rental Taxes	586,800	432,400	154,400	481,695
Prior Year Carryforward	6,445,794	5,253,171	1,192,623	-
Investment Earnings/Unrealized Gain	-	-	-	313
<b>Total Revenues</b>	<b>17,002,447</b>	<b>14,211,271</b>	<b>2,791,176</b>	<b>10,311,291</b>
<b>EXPENDITURES</b>				
Board	1,500	1,800	(300)	2,826
Human Resources	9,300	9,300	-	7,202
Communications & Public Affairs	91,894	87,700	4,194	40,408
Legal	28,721	44,900	(16,179)	36,723
Real Estate	59,993	40,200	19,793	22,009
Capital Development	187,990	154,300	33,690	122,631
Finance/IT	337,161	323,300	13,861	193,530
Administration	23,165	33,400	(10,235)	23,773
EEO/DBE	2,300	2,300	-	1,367
Plaza Building	7,200	16,200	(9,000)	16,318
Regional Services - Planning	31,600	53,300	(21,700)	19,144
Regional Services	-	-	-	11
<b>Total Expenditures</b>	<b>780,824</b>	<b>766,700</b>	<b>14,124</b>	<b>485,942</b>
<b>OTHER FINANCING SOURCE</b>				
Opt Transf To GoTriangle	(780,824)	(766,700)	(14,124)	(485,940)
Opt Transf to GoTriangle Bus Ops.	(1,089,866)	(1,014,900)	(74,966)	(992,925)
Opt Transf To Transit Partners	(3,468,295)	(3,195,700)	(272,595)	(2,775,487)
Cpt Transf To GoTriangle	(2,437,432)	(2,172,493)	(264,939)	(933,765)
Cpt Transf To Transit Partners	(6,614,862)	(6,356,177)	(258,684)	(691,528)
<b>Total other financing source</b>	<b>(14,391,279)</b>	<b>(13,505,970)</b>	<b>(885,309)</b>	<b>(5,879,645)</b>
<b>Change in Balance</b>	<b>2,611,168</b>	<b>705,300</b>	<b>1,905,868</b>	<b>4,431,645</b>



## Orange Transit Plan Local Revenues



Projections	% Variance FY23 [P] to FY21 [A]	% Variance FY23 [P] to FY22 [B]	% Variance FY22 [B] to FY21 [A]
\$7 Vehicle Registration Tax	0.0%	4.1%	-3.9%
1/2 cent Sales Tax	3.1%	18.9%	-13.3%
Vehicle Rental Tax	21.8%	35.7%	-10.2%
\$3 Vehicle Registration Tax	0.0%	4.1%	-4.0%

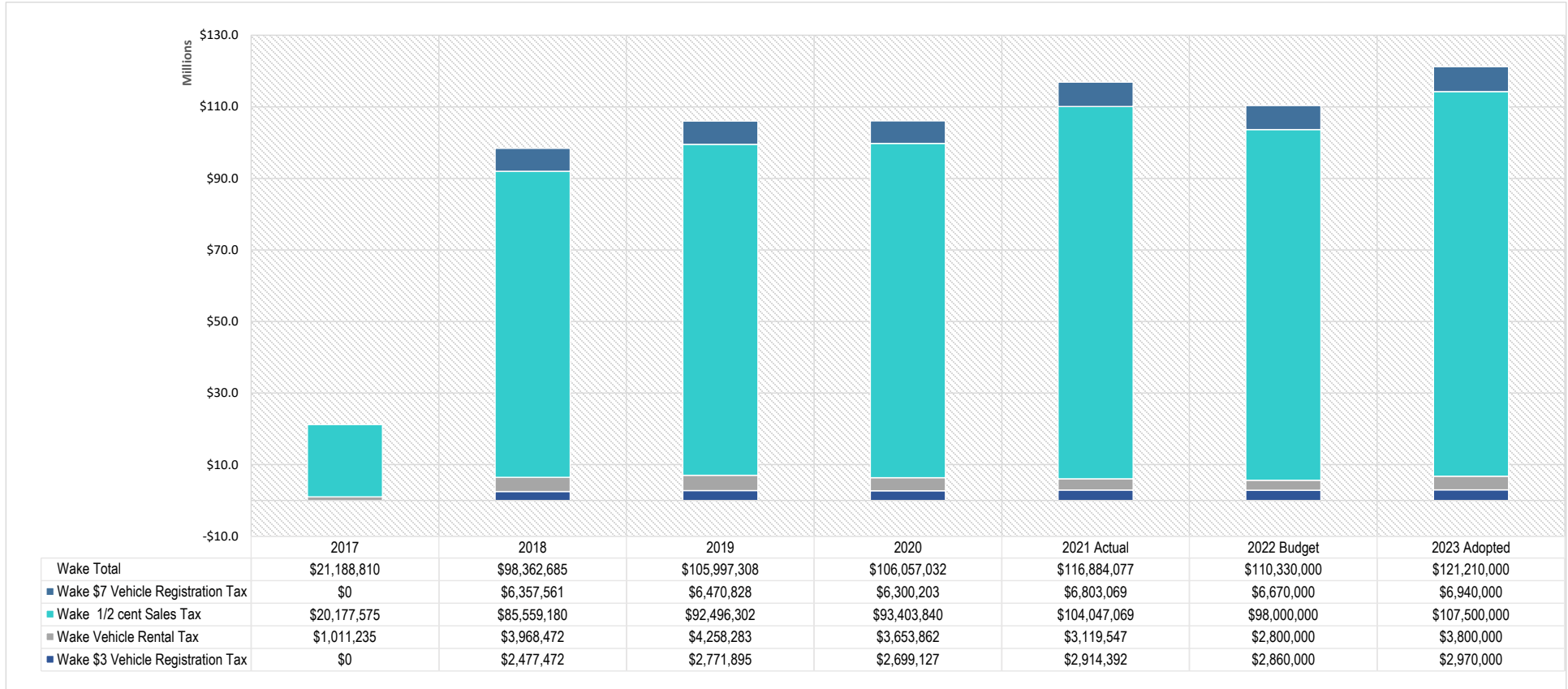


## **XIII. WAKE COUNTY TRANSIT PLAN**

## Wake Transit Plan - Summary Report

	FY2023 Wake Adopted	FY2022 Wake Budget	Delta FY23 to FY22	FY2021 Wake Actuals
<b>REVENUES</b>				
<b>Inter-governmental revenue:</b>				
Federal Grant Revenues	\$497,000	\$370,000	\$127,000	\$204,858
Prior Year Carryforward	195,139,580	131,294,130	63,845,450	
Prior Year Reserve		55,752,159	(55,752,159)	
Misc. Revenue				43,305
\$7 Vehicle Registration Taxes	6,940,000	6,670,000	270,000	6,803,069
\$3 Vehicle Registration Taxes	2,970,000	2,860,000	110,000	2,914,392
1/2 Cent Sales Tax	107,500,000	98,000,000	9,500,000	104,047,069
Vehicle Rental Taxes	3,800,000	2,800,000	1,000,000	3,119,546
Prior Year Carryforward				
Investment Earnings/Unrealized Gain (Loss)				722,850
<b>Total Revenues</b>	<b>\$316,846,580</b>	<b>\$297,746,290</b>	<b>\$19,100,291</b>	<b>\$117,855,089</b>
<b>EXPENDITURES</b>				
Board	\$8,500	\$9,700	(\$1,200)	\$6,441
Executive Office				(4,594)
Human Resources	53,400	49,200	4,200	37,200
Communications & Public Affairs	743,496	884,179	(140,683)	242,554
Legal	167,158	148,432	18,726	88,838
Real Estate	252,109	174,109	78,000	70,917
Capital Development	975,543	800,431	175,111	678,129
Finance/IT	638,673	753,698	(115,025)	342,577
EEO/DBE	13,300	12,499	801	7,100
Plaza Building	41,600	87,499	(45,899)	82,200
Bus Supervision	30,314	29,089	1,226	30,267
Regional Services - Planning	151,415	140,887	10,527	69,901
Regional Services				(5,708)
Regional Call Center	52,547	63,957	(11,410)	21,152
<b>Total Expenditures</b>	<b>\$3,128,055</b>	<b>\$3,153,680</b>	<b>(\$25,626)</b>	<b>\$1,666,972</b>
<b>OTHER FINANCING SOURCE</b>				
Opt Transf To GoTriangle	(\$3,128,055)	(\$3,153,680)	\$25,626	(\$1,666,972)
Opt Transf to GoTriangle Bus Operations	(4,987,984)	(3,300,167)	(1,687,817)	(2,268,552)
Opt Transf To Transit Partners	(21,100,984)	(18,390,935)	(2,710,049)	(12,406,537)
Cpt Transf To GoTriangle	(45,315,224)	(33,027,574)	(12,287,651)	(6,392,268)
Cpt Transf To Transit Partners	(197,440,973)	(192,737,522)	(4,703,451)	(11,956,029)
<b>Total other financing source</b>	<b>(\$271,973,220)</b>	<b>(\$250,609,878)</b>	<b>(\$21,363,342)</b>	<b>(\$34,690,358)</b>
<b>Change in Balance</b>	<b>\$44,873,361</b>	<b>\$47,136,412</b>	<b>(\$2,263,051)</b>	<b>\$83,164,731</b>

# Wake Transit Plan Local Revenues



Projections	% Variance FY23 [P] to FY21 [A]	% Variance FY23 [P] to FY22 [B]	% Variance FY22 [B] to FY21 [A]
\$7 Vehicle Registration Tax	2.0%	4.0%	-2.0%
1/2 cent Sales Tax	3.3%	9.7%	-5.8%
Vehicle Rental Tax	21.8%	35.7%	-10.2%
\$3 Vehicle Registration Tax	1.9%	3.8%	-1.9%



## **APPENDIX**

### Glossary of Terms

## **GLOSSARY OF TERMS**

### **General Fund**

The General Fund is the general operating fund of the Authority. It is used to account for all financial resources except those required to be accounted for in another fund. The primary revenue sources are vehicle registration taxes, state grants and various other revenues. The primary expenditures are for finance, human resources, general counsel, and communication and public affairs.

### **Regional Bus Service Fund**

The Regional Bus Service Fund is used to account for the provision of regional commuter bus service and paratransit services. Financing is provided by paratransit fares, bus fares, consignments, subsidies, intergovernmental revenues, and General Fund revenues. The Regional Bus Capital Project Fund has been consolidated into the Regional Bus Service Fund for financial reporting purposes.

### **Rideshare Fund**

The Rideshare Fund is used to account for operations of Commuter Resources, Regional Call Center, and Regional Transportation Demand Services (TDM) services. Financing is provided by intergovernmental revenues, sponsorships, employer fees, and General Fund revenues.

### **Major Transit Investment Fund**

The Major Capital Projects Fund includes the Major Transit Investment Fund and the Regional Rail Capital Project Fund. This fund accounts for the management of the real estate acquired in earlier rail capital projects. These funds are not limited to use in any specific County. The Fund was named prior to the introduction of major and non-major funds as part of the GASB 34 reporting model.

### **Regional Capital Bus Fund**

The Regional Capital Bus Fund is incorporated into the Bus Fund. This is a separate capital project fund for the construction and acquisition of capital assets supporting the regional bus service.

### **Advanced Technology Fund**

The Advanced Technology Fund is a special revenue fund used to account for the purchase of information technology equipment.

### **Operating Transfer**

Funds that are necessary after all revenues from a fund have been exhausted to cover expected expenses. Funds are transferred from either the General Fund or the Major Transit Investment Fund.

### **The Orange County Transit Plan**

An investment strategy supporting the community's public transportation needs, values, priorities and goals to the greatest extent possible while respecting the limits of a fixed budget. The Transit Plan ensures the benefits of public transportation investments support community members who are the most reliant on transit service and that public transportation investments support land use and development in Orange County that is resilient, sustainable, and attainable for all.

### **The Durham County Transit Plan**

An investment plan for the public transportation (transit) system in the County. In 2011, Durham County voters approved a half-cent sales tax to fund public transit improvements in Durham. The Transit Plan update is required by State law to determine how to use the transit sales tax funds for transit expansion. The plan creates a roadmap on how we invest, spend, expand, and prioritize our public transit system using sales tax and fee revenues raised in Durham County.

### **The Wake Transit Plan**

Commits to connecting all Wake County towns to transit. It also aims to connect the region, enhance access to transit and provide frequent and reliable urban mobility with improvements financed mostly with a half-cent transit-designated sales tax that voters also approved in 2016. The Wake Transit Plan is part of a larger effort to build a strong regional transit network connecting Wake, Orange and Durham counties. The Wake Transit Plan is guided by the Four Big Moves:

- Connect The Region
- Connect All Wake County Communities
- Create Frequent, Reliable Urban Mobility
- Enhance Access to Transit

### **Vehicle Registration Tax**

The North Carolina Department of Motor Vehicles transmits vehicle registration tax revenue to the Authority on a quarterly basis. The Authority recognizes and records vehicle registration tax revenue monthly in the General Fund and tax district funds. Three different taxes are levied. There is a \$5 tax that is unrestricted revenue to GoTriangle. \$7 and \$3 tax revenues are received to fund public transportation efforts in Durham, Orange, and Wake Counties. Those receipts are recorded in the appropriate special revenue funds.

**Vehicle Rental Tax**

The Authority recognizes and records vehicle rental tax revenue upon receipt in the Major Capital Projects Fund and periodically transfers a portion to the appropriate Triangle Tax District county operating accounts. Revenue recognition varies according to the tax collection schedule for each vendor. Collection schedules are determined by sales volume. Large rental agencies make two payments per month; small rental agencies may remit their payments on a quarterly basis. The Authority accrues for vehicle rental tax revenue at year end. The tax is 5% of the individual vehicle rental fee.

**Sales Tax Revenue**

The Authority receives the proceeds of a local option sales tax, levied by the respective board of Durham, Orange, and Wake Counties. The rate is  $\frac{1}{2}$  of 1 cent and is authorized by North Carolina General Statute 105, Article 43. The money is for the support of public transportation in the levying county. The tax revenues are recorded in the appropriate special revenue funds.