



FY24 GOTRIANGLE BUDGET & CAPITAL INVESTMENT PLAN

DURHAM TRANSIT PLAN | ORANGE TRANSIT PLAN | WAKE TRANSIT PLAN





FY 2024 Operating and Capital Budgets
 (GoTriangle, Durham, Orange and Wake Transit Plans)

Table of Contents

I.	INTRODUCTORY SECTION	Page
	Budget Message	1-2
	Budget Schedule	3
	Mission and History	4-17
	Future Needs and Opportunities	18
	Recent Newsletters	19-26
	Board of Trustees	27
	Special Tax Board	28
II.	BUDGET ORDINANCES	29-46
III.	FINANCIAL SUMMARY/TRENDS	47-53
IV.	REVENUE FUNDS	
	General Fund	54-56
	Regional Bus Service Fund	57-58
	Rideshare Fund	59-60
	Major Transit Investment Fund	61
V.	CAPITAL PROJECTS	
	Regional Capital Fund	62
	Advanced Technology Fund	63
	Capital Projects Listing	64-65
VI.	GRANTS	66-67
VII.	TOTAL SPENDING AND HEADCOUNT BY PROJECT	68-71
VIII.	SUMMARIES – EXPENDITURES BY LINE/DEPARTMENTS	
	Summary by Line Items	72
	Department Summary	73

IX.	MAJOR TRANSIT INVESTMENT FUND	
	Budget Highlight and Expenses	74-75
X.	DURHAM COUNTY TRANSIT PLAN	
	Durham Transit Plan - Summary Report	76
	Durham County Revenue Trends	77
XI.	ORANGE COUNTY TRANSIT PLAN	
	Orange Transit Plan – Summary Report	78
	Orange County Revenue Trends	79
XII.	WAKE COUNTY TRANSIT PLAN	
	Wake Transit Plan – Summary Report	80
	Wake County Revenue Trends	81
APPENDIX		
	Glossary of Terms	A1-A3
	Company Organizational Chart	A4



I. INTRODUCTORY SECTION

Budget Message Fiscal Year 2024

July 2023

Enclosed is GoTriangle's Fiscal Year 2024 Annual Operating and Capital Budget. The budget has been prepared in accordance with the Local Government Budget and Fiscal Control Act. The GoTriangle budget maintains the sound fiscal management this organization is known for as we continue to review revenue opportunities for future sustainability and growth.

The FY24 budget assumes a total of \$14M in vehicle rental taxes (5% increase from FY23) and \$6.9M for the \$5 vehicle registration tax (2% increase over FY23). In addition, there are \$35.5M in various capital purchases including \$20M and \$2.3M for RUS BUS Phase II and the purchase of two electric buses respectively, \$1.2M expenses related to the Regional Transit Center and approximately \$1.3M in FY23 carryovers.

The FY24 budget also establishes a capital reserve fund, assuming a minimum of \$500K annually. This reserve will be used to plan and fund GoTriangle capital projects.

Estimates for total revenue and expenses are \$73.4M and \$74.6M respectively, resulting in a fund balance decrease of approximately \$1.2M.

The cost per hour for bus operations is projected to increase from \$147 (FY23 budget) to \$161, a cost per hour increase of \$14. The primary drivers are fuel costs, security personnel, vehicle insurance and effects of a new bus pay structure.

The FY24 Budget also includes the operating and capital budgets for the Durham, Orange and Wake County Transit Plans.

The FY24 Durham Transit Work Program continues to provide funding for GoTriangle and GoDurham to implement expanded bus service adopted in previous work programs and subsequent amendments. Capital improvements in FY24 Work Program include Bus stop improvements, Vehicle acquisitions, Transit Emphasis Corridors (TEC) and various transit related studies.

The FY24 Orange Transit Work Program continues to provide funding to implement expanded bus service adopted in previous work programs and subsequent amendments. Capital improvements adopted in the FY24 Work Program include continued funding to construct a bus station in Hillsborough along the North Carolina Rail Road trunk line near Churton Street, vehicle acquisitions and additional funding allocated to the North-South Bus Rapid Transit project.

The FY24 Wake Transit Work Program continues to support the four big moves - Connect Regionally, Connect all Wake County Communities, Frequent, Reliable Urban Mobility and Enhanced Access to Transit, which Wake County voters approved in November 2016. The plan includes increased bus service, continued funding for Bus Rapid Transit and additional investments in the Community Funding Area Program.

In 2024, GoTriangle will seek to update its strategic plan. The plan was last updated in 2017. Since that time, a number of events have occurred which include the COVID-19 pandemic, cancellation of the light rail project, the commuter rail feasibility study and the rise of the Bus Rapid Transit (BRT) which will require us to rethink our goals. The FY24 budget includes funds that will allow us to bring in a consultant in who will help us think strategically about how we move forward now and into the future. We are excited about the opportunity to revamp our vision, mission, values and long-term goals.

Although we are approaching nearly 4 years since the initial impact of COVID-19, transit partners in the region are still feeling some of the effects. The bus driver shortage continues to be a challenge for Transit Operations and resulted in GoTriangle adjusting service and continuing fare suspension through FY24. Among other challenges, this led to a loss of GoPass and fare revenue.

We continue to seek additional revenue sources and in FY24, GoTriangle retained its vehicle rental tax, a significant source of revenue. Despite the challenges faced, we have continued to operate efficiently and effectively. We believe this budget reflects our continued commitment to excellence in providing safe, reliable, and affordable transportation to the region. We look forward to working together to ensure our success.

Saundra Freeman

Saundra Freeman
CFO/Director of Administrative Services



Triangle

FY24 Budget Schedule

CIP Request for Projects	December 1, 2022 (Thursday)
Headcount templates distributed	December 21, 2022 (Wednesday)
Completed headcount templates returned	January 6, 2023 (Friday)
CIP Forms Due	January 13, 2023 (Friday)
Budget kickoff	February 6, 2023 (Monday)
Departments prepare budget submissions	February 7th - February 21st
Finance staff reconvene/ Revenue Assumptions	February 16, 2023 (Thursday)
IT related items due to Majid	February 20, 2023 (Monday)
Tie off of final submissions with budget primes	February 20th - 24th
Operations and Finance Committee review of preliminary budget	March 2, 2023 (Thursday)
CIP Approved	March 27, 2023 (Monday)
Proposed Budget distributed to Board	April 12, 2023 (Wednesday)
BOT budget work session	April 19, 2023 (Wednesday)
Operations and Finance review	May 4, 2023 (Thursday)
Budget public hearing/Board meeting	May 24, 2023 (Wednesday)
Ops and Finance final review	June 1, 2023 (Thursday)
Second reading/ordinance Adoption/ Board meeting	June 28, 2023 (Wednesday)

About Us

Our regional roots

Since the North Carolina General Assembly established our agency as Research Triangle Regional Public Transportation Authority in 1989 to serve Durham, Orange and Wake counties, we have worked to connect the region. We embrace our role as the regional transportation agency by leading the effort for bus and rail improvements. Our mission—to improve our region’s quality of life by connecting people and places through safe, reliable and easy-to-use travel choices—continues to guide the agency to:

- Improve mobility in the region.
- Assure high-quality customer service.
- Encourage sound growth patterns.

Helping county partners achieve their transit priorities

As the tax district administrator for Durham, Wake and Orange counties, GoTriangle oversees the administration of funds in the county transit plans and works with county partners to implement the region’s transit priorities. Large capital projects funded by the county transit plans include building a new state-of-the-art bus transfer facility in downtown Raleigh, developing bus rapid transit corridors and studying the feasibility of a commuter rail service that would connect West Durham to Garner or Clayton, all designed to create a seamless regional transit network.

In addition to planning, design and construction, GoTriangle provides bus and paratransit services, ride-matching, vanpools, commuter resources, trip planning and an emergency ride home program for the region, including Apex, Cary, Chapel Hill, Durham, Efland, Fuquay-Varina, Hillsborough, Mebane, Raleigh-Durham International Airport, Raleigh, Research Triangle Park, Wendell, Wake Forest and Zebulon. GoTriangle also provides transit information for all providers in the region through the Regional Transit Information Center in Durham, gotriangle.org and real-time bus arrival information.

Our family

GoTriangle has only about 270 employees, but our work with our partners to better connect the region extends far, moving people to life’s opportunities. Our team collaborates with partners in Wake, Durham and Orange counties on transit planning and service, joint projects, communications, safety, customer service and more, building new partnerships as needs arise in the Triangle.

GoTriangle is an equal opportunity employer, and our statistics support that commitment. As of March 31, 2023 – the latest quarter for which we have statistics – minorities made up 62.5% of our managers, of which, 53.1% were female.

Growing Disadvantaged Business Enterprises

GoTriangle has focused on building relationships with disadvantaged and minority-owned business local contractors for mutual benefit. Created by the U.S. Department of Transportation, the DBE program is designed to create a level playing field by providing small businesses owned and controlled by socially and economically disadvantaged individuals an opportunity to compete for local, state or federal funding in DOT-assisted contracts.

As an agency receiving federal transportation funds, GoTriangle is required to contract with Disadvantaged Business Enterprises and set goals each year for the percentage of its spending that goes to DBEs. For fiscal year 2023, [GoTriangle was on track to exceed its goal of 13.6%](#). That percentage will be reported to the Federal Transit Administration on or before Dec. 1, 2023. To help nurture and grow the pool of DBE-certified businesses, GoTriangle continually reaches out to educate and inform business owners who want to become DBE certified, connecting them with resources. In June 2023, GoTriangle held an in-person event for those wanting to grow their DBE-certified businesses, and the agency regularly reaches out to contract with DBEs as agency projects arise. For its Raleigh Union Station Bus Facility Phase I project, GoTriangle has achieved a total DBE percentage of 33% participation in construction activities to date.

Benefits premiums stay low in FY2023

Although GoTriangle experienced an increase in insurance premiums this year, Human Resources successfully negotiated a benefits renewal within the agency's budget, resulting in no increase in premiums for employees. We added a vision light care benefit – which provides a frame allowance for non-prescription eyewear for sunglasses and blue light filters – and increased the medical Flexible Spending Account contribution limit.

In collaboration with the Communications and Public Affairs team, Human Resources focused on building employee education by providing opportunities to learn more about benefits through promotion campaigns and monthly wellness online learning sessions. These sessions ranged from promoting healthy eating to financial well-being.

We added an additional holiday to recognize Juneteenth and updated our birthday and floating leave policy so that employees no longer had a waiting period of six months. Human Resources believes in ensuring market competitiveness for employee compensation, so our staff played an integral role in developing and rolling out a revamped operations staff pay plan, resulting in less employee turnover and increased applicant flow.

Governance

GoTriangle is governed by a 13-member Board of Trustees, which by law is authorized to make decisions and enact policy for the agency. The region's principal municipalities and counties appoint 10 voting members to staggered four-year terms. The North Carolina Secretary of Transportation appoints three ex-officio nonvoting members. Each year, voting members elect a chair, vice-chair, secretary and treasurer. Board members stay informed of issues. Members discuss and make recommendations on agenda items to the full board through committees. During the 2023 fiscal year, the board voted to amend its bylaws related to standing committees. The current three committees will be expanded into four committees with several new areas of responsibility added effective Jan. 1, 2024. Those four committees are designated as Planning, Operations, Audit and Finance, and Administration and Governance.

Funding

Primary sources of funding for GoTriangle in FY2023 came from vehicle registration fees, a 5% rental vehicle tax, a half-cent sales tax dedicated for transit in Durham, Orange and Wake counties and federal and state resources. Like other local transit agencies, GoTriangle suspended fares in March 2020 due to the COVID-19 pandemic, seeking to ease financial burdens for the frontline workers and community members who were relying on transit to get to critical jobs or to obtain food or health care. The fare suspension continued through FY2024.

Operations

In fiscal year 2023, GoTriangle passengers took 1,581,474 trips on bus service and 36,318 trips on ACCESS, our regional paratransit service. GoTriangle operates seven days a week with 77 buses, 11 regional routes, five weekday express routes and a public demand-response system serving Research Triangle Park and surrounding areas. The regional paratransit program has 22 vehicles, and the vanpool service is provided through a contract with Enterprise.

During fiscal year 2023, GoTriangle operated:

- Regional Routes 100, 300, 305, 310, 400, 405, 420, 700, 800, 805 and an RDU Shuttle to the Raleigh-Durham International Airport.
- Express Routes CRX, DRX, ODX, WRX, ZWX.

Four regional routes (105, 301, 311, 800S) and one express route (NRX) remain suspended.

New bus purchases

In May 2023, GoTriangle's Board of Trustees approved the purchase of five electric-battery, low-floor plus buses with associated maintenance equipment from GILLIG Corporation for fixed-route service for up to \$5,913,175. The new buses will replace GoTriangle buses that have exceeded their recommended useful life of 500,000 miles/12 years, per Federal Transit Administration replacement guidelines. The electric buses are due to arrive in calendar year 2025. GoTriangle is in the process of retiring seven older buses.

Bus infrastructure

GoTriangle completed construction-related tasks for its Plaza Building paratransit office renovation and redesign project in Durham, allowing paratransit staff and paratransit vehicles to be relocated there from the Bus Operations and Maintenance Facility in Morrisville. The BOMF, as it is known, could no longer adequately accommodate them. Dedicated paratransit areas at the BOMF did not provide sufficient room for dispatch personnel, and there were no dedicated spaces for paratransit operators. The decision to permanently relocate up to 40 paratransit staff, equipment and vehicles to the Plaza building required careful coordination among several departments. The result was that construction and renovations at the Plaza building did not interfere with facility operations.

The construction, renovations and upfit of 8,550 square feet of interior, vacant space on the first floor allowed for new spaces for bus, radio and dispatch staff, "quiet" rooms for the paratransit operators to rest between shifts, supervisor spaces, a breakroom, showers and space for reservations staff. Exterior work included restriping of the parking lot to accommodate up to 27 paratransit vehicles, lighting upgrades and the installation of fencing and security cameras. Additional project work that was completed included expansion of offices and renovation to the Finance and Administration suite.

The total project budget of \$1,431,000 included \$1,001,000 for construction and \$139,628 for professional design services, along with funding for equipment and technology and project contingency. Close collaboration and teamwork between the general contractor and project team allowed the project to be completed within budget, despite a schedule slippage of six months due to construction industry hurdles associated with the COVID-19 pandemic. These obstacles included supply chain issues, unprecedented inflation rates and escalation of equipment and material costs.

Maintaining a safe and healthy workplace for employees and passengers

GoTriangle continued its work to ensure the safety and health of all of our customers and employees. With that goal, in FY2023, GoTriangle and Durham-based, nonprofit Triangle Family Services began to share resources seeking to help homeless people after noticing a rise in the number of people riding transit and staying at transit shelters and stations because they had no permanent place to call home.

Since GoTriangle suspended fares in March 2020, the agency – like other transit agencies across the nation – had seen a rise in security incidents related to non-destination riders. GoTriangle security incidents jumped from [17 in calendar year 2020 to 42 in 2021 and 55 in 2022](#). This uptick led to bus operators’ having to place more calls for assistance to dispatchers requesting law enforcement and to operator job attrition.

The conversations between GoTriangle and Triangle Family Services in early FY2023 resulted in the two agencies hosting an event in March at GoTriangle. It brought together representatives of city and county agencies and Triangle-area social services and regional transit agencies to collaborate on finding creative ways to help people without permanent shelter and in need of community services. This “Springing into Action: An Issues-Oriented Conversation” event led to sharing of ideas and resources, including best practices for training bus operators on conflict resolution and de-escalation skills, mental health awareness and responding to homeless riders’ needs.

By the close of FY2023, GoTriangle planned to launch a transit ambassador program in FY2024 to provide an ambassador to ride our transit system. That person will:

- Provide visible customer service.
- Act as eyes and ears to address safety and security incidents.
- Promote measures to provide safe, reliable services to GoTriangle riders.

Regional customer service for all transit

The Regional Transit Information Center provides a single source of information about public transit options throughout the Triangle by allowing customers to make one call to 919-485-RIDE (7433). GoTriangle staffs the center through a cooperative agreement with its partners GoRaleigh, GoDurham, GoCary and the Town of Chapel Hill. In FY2023, GoApex – operated by GoCary – was added to the public transit options the center serves.

Although all partners do not share the same fiscal year reporting periods, GoTriangle estimates the Regional Transit Information Center created about 274,000 customer tickets and received more than 785,000 calls during fiscal year 2023.

Sustainable Travel Services

GoTriangle’s Sustainable Travel Services Department works directly with employers, universities and commuters to help them access transportation that lowers their carbon footprint and improves their quality of life. When bus service is not available, the department works to connect residents to carpools and vanpools and promotes biking, walking, and teleworking as well as hybrid work policies. The department’s work is primarily funded through a grant administered by the Central Pines Regional Council (formerly Triangle J Council of Governments). In fiscal year 2023, Sustainable Travel Services was awarded a Triangle Transportation Choices Grant to improve air quality and reduce congestion as well as a N.C. Department of Transportation Advanced Technology grant to manage the statewide carpool-matching software, Share the Ride NC.

Our University and Business Alliances

Working together for a healthier planet and better commute

The commute to work can make or break how satisfied anyone is with a job or a trip to class and have positive or negative impacts to the planet. To help employers, employees and universities across the Triangle learn about transportation options that enhance commutes, improve air quality and reduce traffic congestion and greenhouse gases, GoTriangle offers free programming through its Sustainable Travel Services. GoTriangle's Sustainable Travel Services Department provides transportation demand management programming, otherwise known as TDM, to maximize the efficiency of mobility through existing resources. Specifically, the TDM team promotes carpooling, vanpooling, walking, biking, taking transit, teleworking and developing hybrid work policies. The team also creates customized travel plans that can cost less and be less stressful than driving and promotes its services at community events with partners and provides the free Emergency Ride Home program. This grant-funded work is carried out through collaboration with municipalities, universities and public transportation agencies.

Share the Ride NC: an online community tool

GoTriangle administers the statewide Share the Ride NC online tool ([STRNC.org](https://www.strnc.org)) that helps employees and students find carpools and vanpools that match their schedules and preferences. In FY2023, the site grew statewide registrations by 8% with 3,252 new registrations. Triangle users represented 85% of that growth with 2,700 new Triangle registrants. GoTriangle manages a vanpool program, and at the start of the pandemic in spring 2020, most vans were parked as employees began teleworking. The vanpool program resumed service in FY2021, grew through FY2022 and closed FY2023 with 96 riders in 15 vehicles, growing by more than 11% over the prior year.

Online education

Our team continued to find creative ways to assist employers, employees and students as the region transitioned from the pandemic by continuing the Mission Impossible webinar series to offer guidance for those looking to carpool and increase confidence biking on shared roads. The live webinars provide 60-minute discussions with experts on a wide range of topics. Recordings of all webinars and information on upcoming sessions are at gotriangle.org/mi.

Funding and partnerships

Sustainable Travel Services provides services and programs through the Triangle Transportation Choices Grant to improve air quality and reduce congestion as well as a NCDOT Advanced Technology grant to manage the statewide carpool-matching software, Share the Ride NC. GoTriangle staff manages coordination and administration of regional and statewide programming through partnerships with staff at:

- City of Durham
- City of Raleigh
- Towns of Chapel Hill and Carrboro
- Research Triangle Park Foundation
- Central Pines Regional Council (formerly Triangle J Council of Governments)
- Duke University
- North Carolina Central University
- North Carolina State University
- University of North Carolina at Chapel Hill
- Wake Technical Community College

- Piedmont Authority for Regional Transportation
- City of Charlotte
- City of Wilmington
- Land of Sky Regional Council

GoDurham Transit Management

GoTriangle provided operations oversight, daily management and planning for GoDurham. The final approval of all major service changes, operating budget and major policy decisions rests with Durham City Council.

In fiscal year 2023, more than 17,000 residents relied daily on GoDurham and its paratransit program, GoDurham ACCESS, to transport them safely to work, medical appointments, shopping, education and more. Throughout the COVID-19 pandemic, GoDurham and GoDurham ACCESS kept Durham moving and provided more than 5.5 million trips in fiscal year 2023. GoDurham ACCESS transports clients to any location within the City of Durham, and in fiscal year 2023, the paratransit service provided more than 130,000 trips.

The City of Durham continues to plan the design of improvements to Durham Station that will add bus bays, increase overhead shelter and enhance passenger experience.

City of Durham has opted to reclaim service oversight, management and service planning of all GoDurham routes. GoTriangle's agreement for these services ended with Durham on June 30, 2023. Going into FY2024, GoTriangle will continue to provide Capital Development support for the construction of bus stop improvements in Durham funded by the Durham Transit Plan.

Building a regional network

GoTriangle and partners are working to connect the region through transit projects that advance equity and opportunity, ease congestion and promote clean air.

Commuter Rail

GoTriangle is the sponsor of a feasibility study evaluating the potential for new commuter rail service in the North Carolina Railroad Company corridor in Durham, Wake and Johnston counties. The new commuter rail project could connect riders with key destinations such as downtown Durham, downtown Raleigh, N.C. State University, Cary, Morrisville, Research Triangle Park and the Raleigh-Durham International Airport.

In FY2023, GoTriangle completed the technical work for Phase 2 of the Greater Triangle Commuter Rail Feasibility Study. The Feasibility Study Summary Report included the following technical appendices:

- GTCR Stakeholder Outreach and Participation Summary
- Close to Home: An Affordable Housing Analysis of the Triangle's Passenger Rail Corridor
- A Better Place: A Land Use Analysis of the Triangle's Passenger Rail Corridor
- Getting There: A Travel Market Analysis of the Triangle's Passenger Rail Corridor
- GTCR Regional Economic Impact Analysis
- Fare Policy Memo
- Phase 2 Ridership Analysis Technical Memorandum

- Corridor Screening Report
- Downtown Durham Feasibility Report
- Downtown Cary Feasibility Report
- Raleigh Union Station Feasibility Report
- Accessibility & FTA Compliance Technical Memorandum
- Maintenance Facility Site Search and Screening
- Park and Ride Site Search and Screening – Technical Memorandum
- Evaluation of Norfolk Southern Infrastructure Recommendations
- Capital Cost Estimates Technical Memorandum
- Operations & Maintenance Cost Methodology and Estimates
- Schedule Analysis Technical Memorandum

The feasibility study results and technical appendices are available on our website at readyforrailinc.org.

Public engagement regarding the feasibility study results was completed in the first calendar quarter of 2023 and included thousands of surveyed participants from across the region. Despite the challenges described in the feasibility study summary report, over 80% of survey respondents expressed support for continued planning of commuter rail.

The Capital Area Metropolitan Planning Organization and the Durham Chapel Hill Carrboro Metropolitan Planning Organization have established subcommittees to develop a recommendation for whether or how to move forward with regional passenger rail in the Triangle, and GoTriangle is working actively and constructively with the MPOs to support this decision-making process.

Raleigh Union Station Bus Facility

The Raleigh Union Station Bus Facility, known as RUS Bus, will be part of a vibrant, integrated joint development in the Warehouse District of downtown Raleigh.

RUS Bus will weave together a street-level bus facility with bike- and pedestrian-friendly spaces. Private development will include multifamily residential, including affordable housing, and retail in one central and vibrant hub. The multimodal facility will provide seamless connections between intercity rail; local, regional and express bus services; proposed commuter rail; and future Bus Rapid Transit.

Construction began on the 1.76-acre site in spring 2022 with remediation and demolition of three former warehouse buildings. A portion of the warehouse facade was preserved to incorporate into the new development. The project was preparing for the next phase of construction anticipated to begin in late 2023. Upcoming construction activities will include site work, utility installation, roadway improvements, building construction and site restoration. RUS Bus is slated to open mid-2025.

RUS Bus began in 2018 after GoTriangle won a \$20 million federal United States Department of Transportation BUILD grant. State and local funds also support the project.

Regional Transit Center Relocation Study

Relocation of the Regional Transit Center will better serve the needs of transit riders and address the onsite and offsite limitations of the current facility. The relocated Regional Transit Center will improve transit speed and reliability, address passenger amenity and operational

needs, and provide new multi-modal connections. As a result, the new facility will increase equitable and sustainable access to destinations within Research Triangle Park and across the region as whole. Specifically, the new facility will include additional covered boarding bays with electric bus-charging infrastructure, covered drop-off spaces for paratransit, microtransit and rideshare vehicles, and a signalized bus-only driveway, ensuring comfortable and reliable transfers for riders taking regional trips or making last mile connections.

After completing the Regional Transit Center Relocation study to identify the preferred location at NC 54 and Miami Boulevard adjacent to the rail line, GoTriangle prepared initial environmental documentation, continued coordination with regional partners and submitted applications to secure federal funding to match committed local funds. Next steps in FY2024 include completing environmental review, continuing to submit applications to relevant federal grant programs, acquiring land, and undertaking design and permitting. Construction is expected to follow in subsequent years.

Regional Fleet and Facilities Study

In FY2023, the Federal Transit Administration awarded GoTriangle a \$1,672,000 grant through the Low or No Emission Grant Program to support the installation of charging infrastructure at the Nelson Road Bus Operations and Maintenance Facility in Morrisville, and the under-construction Raleigh Union Station Bus facility in downtown Raleigh. These projects were identified as early action items through the Regional Fleet and Facilities Study.

In FY2023, GoTriangle continued to advance the multifaceted study to identify fleet maintenance facility needs, establish low- or no-emissions fleet composition goals – including charging or fueling infrastructure – and evaluate opportunities for regional cooperation. The study has produced designs and cost estimates for expanding and renovating the GoTriangle Nelson Road Bus Operations and Maintenance Facility and GoDurham Fay Street Bus Operations and Maintenance Facility. The study will produce an inventory of capital projects and cost estimates that will be programmed into transit plans future year budgets to ensure that adequate facilities are in place to support the existing and planned service expansions funded by the county transit plans.

Durham County Transit Plan Update

In FY2023, the governing boards of Durham County, the Durham-Chapel Hill-Carrboro Metropolitan Planning Organization and GoTriangle adopted a new Durham County Transit Plan that identifies priorities for transit plan investments through the year 2040. The plan was developed in coordination with GoTriangle, the City of Durham, the Durham-Chapel Hill-Carrboro Metropolitan Planning Organization and the Triangle J Council of Governments and included extensive stakeholder coordination and public engagement.

Capital Improvements

GoTriangle continued to improve bus stops in Durham with the goal of all stops meeting the Americans with Disabilities Act accessibility requirements and featuring amenities when warranted. As of June 2023, improvements at 11 bus stops were completed and two-seat benches were installed at an additional 10 locations in FY2023, with 14 additional bus stop improvements under construction and an additional 13 ready for bid. There were 78 stops in the design-, permitting- or right-of-way-acquisition phase. And 106 stops have been prioritized for design to begin in FY2024. Following completion of the Durham County Bus Stop Optimization Study, additional stops will be entered into the improvement pipeline at a rate of 50 or more a year. The Bus Stop Optimization Study is assessing the placement of all unimproved bus stops

to ensure a balance among access to bus stops, proximity to destinations and safe street crossings, constructability and efficient bus stop spacing to support reliable bus travel times.

With Durham County Transit Plan funding, the City of Durham led the following improvements in FY2023:

- GoDurham completed the installation and went live with a new computer aided dispatch/automated vehicle location system, including a new passenger information system available online and through IOS and Android app (Avail MyStop).
- Consultants submitted final planning recommendations and draft conceptual designs for the Fayetteville Street and Holloway Street Transit Emphasis Corridors.
- A draft Request for Proposals for design for the Fayetteville Street and Holloway Street Transit Emphasis Corridors is complete. The City plans to issue the RFP and select a consultant by early FY2024.
- The Raynor Street Sidewalk Project – which will improve access to the Village Transit Center – is in the right-of-way acquisition phase. Transit plan funds are providing the local match for this federally funded project.
- An Alternatives Analysis report for three locations for the Village Transit Center is included in the final Better Bus Project Report; additional analysis and public engagement for a location is needed.
- The Bus Speed and Reliability study conceptualized locations that could be built quickly to speed up buses throughout the transit system, and a Traffic Signal Priority study with recommendations was completed. Consultants provided potential scenarios to address bus speeds around Durham Station, including downtown locations for transit-priority lanes.
- The Access to Transit Plan was finalized with recommendations on locations to make streets and sidewalks safer for transit throughout the GoDurham system. Consultants are drafting designs for portions of the Horton Road Sidewalk project. Junction Road sidewalk will be included for design work concurrently with the Holloway Transit Emphasis Corridor design effort.

Durham Operating Projects

Funding from the Durham County Transit Plan in FY2023 continued to provide for previously implemented service improvements throughout the GoTriangle and GoDurham systems. The GoDurham system as a whole increased Sunday and New Year's Eve spans of service. Funding was provided to sustain recently created Routes 5 and 12/12B and expanded evening and weekend service on Routes 1, 2, 4, 6, 7, 8, 9, 10 and 11/11B. Due to local operator shortages, some of these services were reduced during the course of FY2023.

New alternative transportation services also were expanded and created with FY2023 funding. The GoDurham Senior Shuttle was doubled in service to provide food access for five more senior living complexes in Durham. The Senior Shuttle added additional stops and served over 3,400 trips to seniors in low-income housing communities to the Walmart Supercenter on Glenn School Road. The program saw a 20% increase in trips compared with trips in FY2022.

FY2023 funding provided an expansion of the GoDurham Connect Pilot, which provides on-demand transportation for the residents of North Durham and East Durham communities.

For GoTriangle, FY2023 funding helped sustain weekday and weekend span and frequency improvements to Routes 400, 700 and 800. Funding supported the provision of the ODX service connecting Orange and Durham counties and supported additional service on Routes 405 and

DRX. Due to local operator shortages, some of these services were reduced during the course of FY2023, but as the operator capacity is increased, services will be restored.

Orange County Transit Plan Update

In FY2023, the governing boards of Orange County, the Durham-Chapel Hill-Carrboro Metropolitan Planning Organization and GoTriangle adopted a new Durham County Transit Plan that identifies priorities for transit plan investments through the year 2040. The plan was developed in coordination with GoTriangle, Chapel Hill Transit, municipalities within Orange County, the Durham-Chapel Hill-Carrboro Metropolitan Planning Organization and the Triangle J Council of Governments, and included stakeholder coordination and public engagement.

Orange Operating Projects and Capital Improvements

FY2023 funding from the Orange County Transit Plan maintained existing service improvements on multiple GoTriangle routes. Routes 400 and 800 weekend span and frequency improvements were maintained. Funding supported the provision of the ODX service connecting Orange and Durham counties and supported additional service on Routes 405 and CRX. Due to local operator shortages, some of these services were reduced during the course of FY2023.

Chapel Hill Transit

In FY2023, Chapel Hill Transit received \$2.6 million to operate services funded by the Orange County Transit Plan including additional midday frequency, additional evening service, and weekend service.

Operating Funding

- Ongoing service expansion (\$1,699,900)
- Increased Cost of Existing Services (\$745,553)
- Midday service improvements on CW Route (\$177,000)

Capital Funding

North-South Bus Rapid Transit Planning, Engineering, & Design (\$1,812,500)

The North-South Bus Rapid Transit Project – an 8.2-mile project extending from Chapel Hill Eubanks park-and-ride lot to the Southern Village park-and-ride lot – continued to move toward 60% design. Progress toward 90% design is expected at the start of FY2024 with completion anticipated at fiscal year-end. The National Environmental Policy Act review of the project was finished in FY2023 and because the project was given a [Categorical Rating](#) – meaning that it does not involve significant environmental impact – the town planned to apply for an updated rating in the [Small Starts](#) in August.

Hillsborough Train Station

Design of the Hillsborough Train Station – a joint venture between the N.C. Department of Transportation Rail Division, GoTriangle and the Town of Hillsborough – began in summer 2022 and is ongoing. The scope of work includes comprehensive design of the station building and platform, parking lot, site improvements for improved access, and stormwater and utility improvements to the site from Orange Grove Extension, a local road to which the station access will connect. As part of this effort, the town-owned 20-acre property has been annexed and rezoned and will be subdivided into a separate 6.5-acre parcel.

The project will focus on sustainability through site and building design that incorporates efficient and renewable energy systems, daylighting (using skylights and other fixtures to

increase natural light), stormwater management and green roof technologies. Facilities are provided for both passenger rail and Town of Hillsborough operations, including a new board meeting room, public gathering space and offices.

Design and engineering have been completed through the Schematic Design level, including architectural drawings and preliminary code analysis with civil, landscape, structural, mechanical, plumbing, electrical and fire protection narratives and/or drawings. As part of the design effort, the design team has generated and studied multiple three-dimensional forms and site strategies, worked with consultants to perform building energy modeling and systems selection, solicited and incorporated stakeholder feedback, and presented to the Town Board.

The town issued a request for qualifications for design/engineering in August 2021 and signed a contract with a design team in May 2022. The funding agreement allows seven years for project completion, with design and permitting expected to be completed in late 2024.

Orange County Transportation

Operating Funding (from Orange County Transit Plan)

- Ongoing service expansion (\$742,062)
- Mobility-on-Demand (\$173,680)
- Increased Cost of Existing Services (\$40,697)

Mobility-on-Demand – six days a week

On May 1, 2023, Orange County Transportation Services Mobility-on-Demand was expanded to six days a week from 8 a.m. to 5 p.m. Customers can make same day reservations for transit service through the [TransLoc](#) app. Initially, the service was only Fridays from 5 p.m. to 9 p.m. and Saturdays from 9 a.m. to 5 p.m. Now it is available Mondays through Thursdays from 8 a.m. to 5 p.m., Fridays from 8 a.m. to 9 p.m. and Saturdays from 9 a.m. to 5 p.m. OCTS continues to hire more drivers to cover this high-demand service.

Hillsborough Circulator

Service hours extended to 7 a.m. to 5 p.m., and a reverse circulator will be implemented as department receives a new vehicle.

Hillsborough - Regional Transfer Center

OCTS is working with Hillsborough to make the new train station a multimodal hub for regional transit services. It is submitted for the State's Strategic Prioritization of Transportation P.7 process as an Orange County Transportation Priority and part of the consolidation of Go Triangle's ODX route. This facility is also submitted as part of NCDOT IMD Transit Facility Needs Survey as the state develops funding programs around transit facilities and mobility hubs and as part of its zero-emission fleet transition plans. OCTS seeks to make this the county's new transportation hub for all local and regional transit agencies in an effort to connect the Piedmont to the Triangle. This includes providing connections to Piedmont Authority on Regional Transportation, known as PART, Chapel Hill Transit, GoDurham, GoTriangle and Amtrak.

Wake County Transit Plan Update

Wake Transit is a funding and investment program designed to implement the goals that guide the improvement and expansion of public transportation in Wake County. These transit investments are guided by Four Big Moves:

1. Connect regionally.
2. Connect all Wake County communities.
3. Invest in frequent, reliable urban mobility.
4. Enhance access to transit.

Wake Transit's vision is focused on delivering more frequent and reliable mobility and service options for all people to access centers of employment, education, commerce, healthcare, entertainment and recreation. To accomplish Wake Transit's goals, transportation professionals from GoTriangle and the Capital Area Metropolitan Planning Organization work together to lead the development of an annual budget and strategy known as the Wake Transit Work Plan. The annual Work Plan budgets for operating projects (such as expanded routes and improved service frequency) and capital investments (such as new transit facilities and bus stops) – for each fiscal year (July 1-June 30). The Wake Transit governing boards are the GoTriangle Board of Trustees and the CAMPO Executive Board, and they decide on the adoption of Wake Transit plans, policies, procedures, updates and amendments. The following information provides a look at many key investments supported by the Wake Transit Work Plan during FY2023. These highlights also include brief details of what is budgeted in FY2024.

Bus Rapid Transit

Wake Transit includes plans for building about 20 miles of transit lanes along four Bus Rapid Transit corridors within Wake County, known as Wake BRT.

Wake BRT: New Bern Avenue Corridor – This corridor will connect downtown Raleigh with WakeMed and New Hope Road. Of the four Wake BRT corridors, this project is the furthest along in the process. The City of Raleigh secured and executed a full funding grant agreement with the Federal Transit Administration for the Small Starts Capital Investment Grant. The 90% design was coordinated with the North Carolina Department of Transportation and refined to prepare for the 100% design final review. The right-of-way and easement acquisition phase of the project was completed. The City of Raleigh's team was finalizing construction plans and gaining all permits required for the project at the close of FY2023. Once permits are acquired, the team will advertise the project for construction bids.

Wake BRT: Northern Corridor – This corridor will extend from downtown Raleigh north to midtown Raleigh and Triangle Town Center. This corridor is in the early planning stages. Major Investment Study work is identifying and evaluating potential alignments and initiating the first step of the alternatives analysis in reviewing fatal flaw analysis. The alternatives analysis review produced a refined set of options to study further through the MIS. The next steps include public engagement, reporting on existing conditions and the initial evaluation of alternatives.

Wake BRT: Southern Corridor – This corridor will connect downtown Raleigh with the North South Station in Raleigh and Rupert Road in Garner. The preliminary design phase (0% to 30%) is underway. The project reached a 10% design milestone and completed the FTA Capital Improvements Grants Small Starts Ratings Submission. Coordination is continuing with the Town of Garner. Documentation is also continuing for the National Environmental Policy Act categorical exclusion process. The next steps include public engagement, updated design plans, finalizing station locations and the refinement of designs.

Wake BRT: Western Corridor – This corridor will connect downtown Raleigh with downtown Cary. The preliminary design phase (0% to 30%) was underway, and a 10% design milestone was reached at the start of FY2023. Coordination is continuing with the Town of Cary, North Carolina State University and the North Carolina Department of Transportation about existing

capital projects along the corridor. Application for the federal Small Starts grant was anticipated in fall 2023.

Community Funding Areas

The adopted FY2023 Wake Transit Work Plan included funding for one new project within the Community Funding Area Program. Funding was allocated to the Town of Fuquay-Varina to investigate transit options identified in its 2035 Comprehensive Transportation Plan. The Town of Apex continued operations of its fixed-route circulator, GoApex Route 1, and finished building multiple new bus stops. Apex also continued operating its door-to-door complementary paratransit service. The Town of Morrisville continued operations of its Smart Shuttle. The Town of Wake Forest, with the City of Raleigh, continued to operate the Wake Forest Reverse Loop B. In addition, the Town of Knightdale's Comprehensive Transportation Plan project continued with the release of the draft report for public comment. The 30-day review and comment period included a public open house and an advisory committee meeting to discuss the possible next steps.

Wake Operating Projects

Bus Operations

GoRaleigh, GoTriangle and GoCary continued to provide new and enhanced services authorized for funding through the current and previously adopted Wake Transit Work Plans. Bus operations continued to serve customers' needs despite the agencies' experiencing a driver shortage, service adjustments, and the continued suspension of fare collection. In addition, GoWake Access completed 14,671 Wake Transit-funded trips during FY2023.

GoTriangle served as the project sponsor for the Wake Transit Bus Plan Update. The project team participated in biweekly project management meetings with the consulting team, while the technical and stakeholder teams met virtually and in person to discuss progress on tasks including route performance evaluations, microtransit policy guidance and access to transit gap analysis. The Wake Bus Plan presents the proposed specific transit service improvements from FY2025 through FY2030. Core elements of the plan include a fiscally constrained, year-by-year, implementation plan for transit service expansion and related capital projects. The Recommended FY2025-2030 Wake Transit Bus Plan was presented for a community review and public comment period from Feb. 22, 2023, to March 20, 2023. Sixteen in-person events were held in strategic locations throughout Wake County to inform the public and seek their input. In addition, a print and online survey resulted in 1,669 views, 839 comments and 6,590 responses from 762 participants.

Bus Acquisition

The City of Raleigh (GoRaleigh) received 28 Compressed Natural Gas buses. The buses are all in service. GoTriangle received six new GILLIG buses.

Additional GoTriangle-sponsored activities included a continued focus on designing bus stops throughout Wake County for both new and existing services, with multiple sites in various stages of development and construction. And GoTriangle and the North Carolina Department of Transportation continued to collaborate on Bus on Shoulder improvements on Interstate 540. Fabrication of the highway signs was completed, and GoTriangle received a bid from Highway Traffic Control for installation. GoTriangle staff and the selected consultant for the long-term park-and-ride feasibility study finalized a search for parcels available for purchase or lease. Staff reviewed the drafted opportunity and constraint maps and the evaluation criteria matrix. Staff

also reviewed the Wake Transit Concurrence Plan and National Environmental Policy Act checklist documentation prepared by the Regional Transit Facility consultant.

The consulting firm for the Town of Cary's Regional Bus Operations and Maintenance Facility submitted 60% design plans to the Town's Design Review Committee in March 2023. In addition, NEPA documentation required by Federal Transit Administration was completed. The FTA issued a categorical exclusion concurrence letter to the Town of Cary, which concluded the NEPA process. The town continued work advancing toward 90% design. The Town of Cary also collaborated with other town departments to release a Request for Quote for the master planning of its Multi-Modal site.

A design/permitting contract was executed for the East Raleigh Transit Center. The contractor will develop construction drawings and provide bidding/construction assistance for the park-and-ride lot planned for the Transit Center (Phase 1). The contractor and subcontractors will also develop schematic-level drawings (Phase 2) to be done in lockstep with the schematic plans for the park-and-ride to maximize connectivity between the facilities.

The City of Raleigh also executed a contract with a consulting firm for grant support services for the Paratransit Maintenance and Operation Facility project. The firm assisted with the preparation and submission of an application for a \$10 million 2023 Rebuilding American Infrastructure with Sustainability and Equity grant. The City of Raleigh continued construction on the Poole Road park-and-ride facility. It is expected to include 230 parking spaces representing more than a 50% increase over the project's original scope. Focus continued on various enhanced transfer point designs at multiple locations that have been apportioned Wake Transit funding.

Wake Transit Performance Tracker

The Wake Transit Performance Tracker can be viewed by visiting the following link:

<https://waketranstracker.com/>



Future Needs and Opportunities (Not Included In Current Proposed Budget)

Service Reliability and State of Good Repair

- § Additional wage increases for operations employees to respond to market conditions and maintain competitiveness
- § Fully funding fixed-route and paratransit vehicle replacement program to reduce fleet age to align with industry best practice

New/Innovative Programs

- § Expanded discount or free fare programs
- § Increased fleet electrification
- § Microtransit and on-demand program expansion
- § Enhanced connections to RDU airport

Improving Frequency

- § 30-minute Sunday service
- § 15-minute service on core routes
- § Conversion of peak-only routes to all-day routes with weekend service

Expanding Coverage

- § New routes serving destinations within existing territory (e.g. US 70 corridor)
- § Connections to Johnston, Chatham, etc.

Jun 8, 2023

Former intern: ‘Skills learned at GoTriangle led to early promotion’



Joi Rogers is at the top of her game. Promoted in January from a staff member to senior technology risk consultant at EY, one of the country’s leading financial consulting companies, she says her GoTriangle internship contributed to her success.

“I really love my job,” Rogers says. “EY has been great! I got promoted early this past January to a senior [position]. Typically, when you come to public accounting, you have two years as a staff, but I got promoted early because of my leadership skills that I really learned at GoTriangle. ... I was treated like an adult at GoTriangle – and it was my first time in the world truly learning and applying the skills that I was learning in school.”

Rogers joined GoTriangle in 2018 as a Finance department intern, handling the Finance department’s daily accounting as well as larger, creative projects. She led a fare-free study that GoTriangle’s Board of Trustees members requested and presented her results to them. She also worked with the Finance department team to implement a new in-house system to track project spending and trained the incoming intern who replaced her. After landing a full-time job, Rogers left GoTriangle in 2020 to complete a master’s degree in accounting at NC State University, which she earned in May 2021.

GoTriangle managers gave her guidance but also independence to grow and learn, Rogers says, noting that experience helped her as she entered EY.

“Ren [Wiles], my [GoTriangle] boss, pretty much taught me how to be independent, critical think and problem-solve a lot,” Rogers says. “And those are key tools when you go into public accounting, so I use those skills as a leader. ... When there were problems at work, I was able to present them to my boss with ideas of solutions that I had, which is something that Ren really ingrained into me.”

Training the incoming GoTriangle intern in 2020 also prepared her for training interns at her current job. At EY, her main work is auditing the financial systems and software used to create financial statements.

The first in her family to graduate from college, Rogers had to work hard to attain her success. As an undergraduate accounting student at NC State, she worked two to three jobs simultaneously to support herself. For graduate school, she earned a full-ride academic fellowship at NC State, which covered tuition, health insurance and granted her employment at the university.

Interviewed in 2020 when she was leaving GoTriangle, she said her goal was to become financially stable. Since then, she has bought her first home and earned her Certified Public Accountant license. She still keeps in touch with Wiles, who she says, “has been there” for her as she worked to earn her CPA license.

A GoTriangle senior accountant, Wiles is proud of her, showing up to cheer for her at her undergraduate graduation. Interviewed in 2019, Wiles predicted that in 10 years he expected Rogers to be mentoring other young accounting students.

It turns out he was wrong. It only took Rogers three years to begin that mentoring, and he couldn't be happier!

As Wiles remembers it, he told the final candidates for the internship that he would be training them by asking a repeated question, “Why did you do it this way?” The intent was not to test technical knowledge but to learn how accounting classwork and theory fit into the real world. Rogers stood out because she replied, “I accept that change”.

Jun 2, 2023

Growing DBEs: GoTriangle builds relationships with disadvantaged and minority-owned business contractors for mutual benefit

Jonathan Harmon had been working as a GoTriangle contractor for about three years when Facilities Manager Oshun Williams popped the question: Would he consider becoming certified as a Disadvantaged Business Enterprise?

The DBE program – created by the U.S. Department of Transportation – is designed to create a level playing field by providing small businesses owned and controlled by socially and economically disadvantaged individuals an opportunity to compete for local, state or federal funding in DOT-assisted contracts.



At first, Harmon, the owner and president of JL Service Group Inc., a Durham-based heating and air conditioning business he founded, didn't give the proposal much thought as the daily running of his company consumed his time. But Williams was insistent, coming back repeatedly with the same question. Harmon says he eventually decided to apply for DBE certification – along with certifications as a Minority Business Enterprise and Historically Underutilized Business – and gained them all in 2021. It's a move he says has opened up business opportunities that otherwise would have been unavailable.

“We really do take our hat off to Oshun because we didn't know anything about the MBE, DBE program,” says Harmon, who is in business with his wife, Brandi, the company's design associate. “If it wasn't for him putting the pressure on us to get that done, then we wouldn't be where we are right now.”

Since gaining the certifications, Harmon says he's been awarded several City of Charlotte projects through a general contractor that he says probably would never have given him the opportunity had he not had those credentials.

“We've been able to meet their needs, and from what we're hearing from them, they like reaching out to us because we're responsive,” Harmon says.

As an agency receiving federal transportation funds, GoTriangle is required to contract with DBEs and set goals each year for the percentage of its spending that goes to DBEs. To help nurture and grow the supply of DBE-certified businesses, GoTriangle has held outreach efforts, including a 2021 webinar, to help DBE owners navigate the procurement

process and is planning an in-person event 10 a.m. to noon, June 14 at its corporate offices in Durham for those wanting to grow their DBE certified businesses. Finding and attracting DBE contractors benefits GoTriangle because these small-business owners are local and tend to be responsive, just as JL Services Group has been, Williams says.

“We’ve run into a lot of situations where we’ve had HVAC emergencies, and they’ve responded in the middle of the night,” he says. “Normally, it’s no way possible I would have gotten that turnaround time from a big vendor. They’re an excellent team to reach back for information, give advice to help GoTriangle save money and just move forward.”

After seeing JL Service Group’s excellent HVAC work in two GoTriangle buildings, Williams contracted with Brandi Harmon to do a small redesign job in its headquarters Plaza building. After seeing the results, Williams gave her more redesign jobs. Her work has moved from the Plaza’s board room to the paratransit operators’ break and sleep room to the entrance lobby, and she is contracted to redesign other areas of the building.

The Harmons are one of about six new DBE contractors that Williams recruited, or who have been referred to him, through his personal network formed from working about 25 years in the construction industry. In May, Candice Gulley, who recently gained DBE certification, said a friend referred her to Williams. A partner with her father in their family-owned business, Raleigh-based Gulley’s Backhoe Services, Gulley is looking forward to working with GoTriangle and Williams.


“The conversations I’ve had with him, it seems like it’s going to be a great working relationship,” she says. “A lot of the times, you find these companies don’t even want to entertain [the idea of] a minority sub [contractor]. But he was actually excited to hear from me and to take my information and definitely willing to help. That’s rare. A lot of the times, they won’t talk to you.”

Finding and growing DBE participation at GoTriangle is a team effort, says Sylvester Goodwin, director of GoTriangle’s DBE program, which is designed to ensure that minorities and women-owned businesses are aware of contracting opportunities.

“Oshun is our front-line ambassador responsible for persuading contractors to become DBE certified,” Goodwin says. “David Moore, our procurement manager, and his staff also play a pivotal role in the process. David initiated an online process that allows the DBE office to see all requisitions before I sign off on them. This process provides an opportunity to look at all purchases to see if we can use a DBE firm to do the work and then to provide a quote on the project. If I happen to miss anything, David or his staff promptly informs me if the purchase is an opportunity to include DBEs.”

Moore says a change to GoTriangle’s requisition form process about a year ago to require Goodwin’s approval has yielded more DBE participation.

“He was added to the chain of approvals in that process,” Moore says. “So we know, right



at the beginning of the process, that any money that we spend, we are able to go out and see if we can get DBE participation on the project. Sylvester will know, because he sees the procurement right at the beginning of when it's about to start. If there's any option for DBE participation, it will be listed on this form, and he would set up a goal for us to reach for whatever that project may be.”

According to Federal Transit Administration guidelines, GoTriangle is required to develop DBE goals for a three-year federal fiscal year period. GoTriangle's overall DBE agency goal from FFY2019 to FFY2021 was 6 percent each year, and except for 2019, when the agency missed the goal by 3 percent, the agency has exceeded its goals.

When the goal was developed in FFY2019, GoTriangle had few projects that had opportunities for DBE participation, Goodwin says, but for fiscal years 2022-2024, GoTriangle established new goals of 13.6 percent, which the agency exceeded in the federal fiscal year 2022. DBE goal achievements for FFY 2023-2024 will be reported per FTA guidelines.

Better DBE participation in GoTriangle's new projects was one of his top priorities when Charles Lattuca became the agency's CEO and president in 2020. Soon after stepping on board, he recognized that the agency had to recruit more companies to become DBE certified if it were to reach its goals. Recruiting companies has helped GoTriangle exceed those goals, and that effort continues, Lattuca says.

“Expanding the pool of DBEs is going to make GoTriangle more successful in our projects for the future,” he says.

Oct 11, 2022

New operator training program allows a career turn for mid-career moms



Shanda Fleming and Evangeline Ingram did it! The two mid-career moms have become bus operators, thanks to GoTriangle's new program that trains qualified people with regular driver's license to earn a certified driver's license.

They are the first graduates to emerge from GoTriangle's innovative program that offers employment and benefits from Day 1 along with comprehensive CDL training. GoTriangle started the program this spring as a way to attract operators amid a nationwide shortage that also hit the agency hard.

A former welder, Roanoke Chowan Community College teacher and factory worker, Ingram says she was looking for a career change when she saw the application.

"I got excited because it was a new opportunity, and I'm a person who likes a challenge," she says. "Being a bus operator was something I really wanted to do but never really pursued. I guess sometimes in life, you're doing something and as long as the pay is stable and you can get by, then you get in a comfort zone. But then, sometimes, you want to step out and do something different."

A 48-year-old mother of five, Ingram says that her children were - and are - proudly cheering her on. They were especially excited to learn she had earned her CDL. She says the training at GoTriangle was an "awesome experience," covering the inner workings of the bus - from braking and power steering to engine operation - to learning how to drive the bus safely.

"The trainers were excellent," she says. "I basically learned just about everything I need to know about the bus. And it taught me the importance of knowing how a vehicle operates."

Fleming, who turned 40 this year and has two children, was working as a driver of smaller buses that transport children with special needs when she heard of GoTriangle's new CDL training program. She had been thinking of getting her CDL so she could drive larger buses professionally.

"I did the application, and I got a phone call to come in for an interview, and I was really excited," she says. "That was a great opportunity [to get my CDL] so I'm grateful for it."

Fleming, who suffers from test anxiety, says she found the program challenging but got a lot of support from instructors and trainers along the way.

“They made you feel comfortable and welcome, so I actually had a great experience through the whole thing,” she says. “They are very thorough, and they make sure you reach to the highest of their expectations, which is really great, too. If you had any questions – which I had a lot of questions – they were always answered.”

GoTriangle’s Manager of Safety, Security and Training Jimmy Price says the agency’s bus training instructors, Greg Langley and Tamika Wilson, are second to none.

“With a combined 35 years of transit bus driving experience, they do an exceptional job training operators with no experience to years of commercial driving experience,” he says. “It takes a skilled person to train others, and I’m proud to have them on our team.”

Fleming says she also is so proud of herself, especially because when her instructors first told her and Ingram all that they would need to learn, she thought she would need two sessions of the course to succeed.

“But now if somebody asked us anything about that bus, we know every single thing about that bus, just on the strength of what we got from our instructors,” she says. “They were awesome.”

And along the way, the two women have become close, a gift they hadn’t planned on getting, she says.

“We actually became friends in the non-CDL class,” Fleming says. “We’ve been tight ever since.”

Now the two say, with the CDLs firmly under their belts, they’re in a place poised to advance in their new careers even as they feel a sense of personal accomplishment.

Quoting her favorite motto, Ingram summed up her feeling: “Anything that you don’t know, it’s going to be a challenge learning it,” she says. “But as long as you stay focused, you can get it. And I’m proof of it.”

Interested in learning more about GoTriangle’s new CDL training program. Visit gotriangle.org/careers to learn more.

Jul 26, 2022

GoTriangle awarded excellence in financial reporting for 28th year



Long-term commitment and transparency in any sphere seems a rare commodity these days. But for the 28th straight year, GoTriangle has brought home the highest form of recognition in governmental accounting and financial reporting for its annual comprehensive financial report.

The Government Finance Officers Association of the United States and Canada last week awarded GoTriangle – formally known as the Research Triangle Regional Public Transportation Authority – the Certificate of Achievement for Excellence in Financial Reporting. The award recognized GoTriangle for its annual comprehensive financial report for the fiscal year ended June 30, 2021.

Through a voluntary program, all North Carolina municipalities, counties and public authorities may submit an annual comprehensive financial report to the association’s award program. For fiscal year 2020 – the latest fiscal year for which statistics are available – only 17 percent (203 units) participated and received the award.

“This is by no means an easy award to achieve for one year,” said GoTriangle CEO and President Charles Lattuca. “But for nearly three decades, GoTriangle’s finance staff have demonstrated their commitment to financial excellence and transparency. We commend them.”

In notifying GoTriangle of the award, the association said that its attainment represents a significant accomplishment by a public authority and its management. The association noted further that GoTriangle’s report was judged by an impartial panel to meet the high standards of the program, which includes demonstrating a constructive “spirit of full disclosure” to clearly communicate its financial story.

Chief Financial Officer Sandra Freeman said she thanks the entire Finance and Administrative team for their hard work and commitment to ensure that GoTriangle exhibits excellence in our financial reporting.

“Our team leads, Ren Wiles, senior accountant, and Jennifer Hayden, assistant director, work tirelessly each year to lead our audit and annual reporting, and we appreciate their efforts that result in GoTriangle being the recipients of this reward,” Freeman said.

BOARD OF TRUSTEES



CHAIR
Sig Hutchinson
WAKE COUNTY



VICE CHAIR
Brenda Howerton
DURHAM COUNTY



SECRETARY
Vivian Jones
WAKE COUNTY



TREASURER
Michael Parker
TOWN OF CHAPEL HILL



Mary-Ann Baldwin
CITY OF RALEIGH



Corey Branch
CITY OF RALEIGH



Mike Fox
NC BOARD OF
TRANSPORTATION



Sally Greene
ORANGE COUNTY



Valerie Jordan
NC BOARD OF
TRANSPORTATION



Elaine O'Neal
CITY OF DURHAM



Jennifer Robinson
TOWN OF CARY



Stelfanie Williams
DURHAM CITY/COUNTY

Special Tax Board

WAKE COUNTY

Matthew (Matt) Calabria (*appt. 2022*)
3213 Doulton Lane
Fuquay-Varina, NC 27526
matt.calabria@wakegov.com
919-856-5576 (Wake County)

Susan Evans (*appt. 2021*)
Secretary
2016 W. Sterlington Place
Apex, NC 27502
susan.evans@wakegov.com
919-856-5574 (Wake County)

DURHAM COUNTY

Nimasheena Burns (*appt. 2021*)
Vice Chair
1725 Great Bend Drive
Durham, NC 27704
nburns@dconc.gov
984-227-9524 (mobile)

Brenda Howerton (*appt. 2021*)
3325 Tarleton West
Durham, NC 27713
bhowerton@dconc.gov
919-599-8213 (mobile)
984-260-5962 (work)

ORANGE COUNTY

Earl McKee (*appt. 2019*)
Chair
5200 Kiger Road
Rougemont, NC 27572
emckee@orangecountync.gov
919-732-7906 (home)
919-812-3248 (mobile)

Amy Fowler (*appt. 2021*)
Treasurer
102 Nuttal Place
Chapel Hill, NC 27514
afowler@orangecountync.gov
919-698-8168 (mobile)





II. BUDGET ORDINANCES

GO TRIANGLE FY2024 BUDGET ORDINANCE

BE IT ORDAINED by the Research Triangle Regional Public Transportation Authority Board of Trustees:

Section 1. It is estimated that the following revenues will be available in the **General Fund** for the fiscal year beginning July 1, 2023, and ending June 30, 2024:

Undesignated Fund Balance Appropriated	\$ 2,651,146
Operating Transfer from Major Transit Investment Fund	12,755,375
Vehicle Registration Tax	6,911,520
Investment Earnings	440,000
Prior Year Carryforward	1,307,295
Durham allocation	293,450
Orange allocation	114,100
Wake allocation	219,500
Reimbursements from other local authorities – Johnston County	111,155
Indirect Cost Credits	<u>1,707,931</u>
Total	\$ 26,511,472

Section 2. The following amounts hereby are appropriated in the **General Fund** for the management of the Authority and its activities for the fiscal year beginning July 1, 2023, and ending June 30, 2024:

Board of Trustees	\$ 207,987
Executive Office	1,144,292
Communications & Public Affairs	1,014,677
Administration	521,768
Human Resources	891,830
Finance	2,563,912
EEO/DBE	200,362
Legal	945,279
Johnston County	111,155
Real Estate	451,114
Capital Development	744,745
Unemployment Claims	50,000
Plaza	552,600
Operating Transfer to Bus Fund	14,069,413
Operating Transfer to Rideshare Fund	572,836
Operating Transfer to Bus Capital Fund	1,832,071
Operating Transfer to Advanced Technology Fund	<u>637,431</u>
Total	\$ 26,511,472

Section 3. It is estimated that the following revenues will be available in the **Ridesharing Fund** for the fiscal year beginning July 1, 2023, and ending June 30, 2024:

Regional TDM grant	\$ 963,731
Reimbursements from other local authorities	966,479
Wake allocation	6,400
Transfer from General Fund	<u>572,836</u>
Total	\$ 2,509,446

Section 4. The following amounts hereby are appropriated in the **Ridesharing Fund** for the fiscal year beginning July 1, 2023, and ending June 30, 2024:

Regional Services - Planning	\$ 515,124
Sustainable Travel Services	856,782
Regional Call Center	<u>1,137,540</u>
Total	\$ 2,509,446

Section 5. It is estimated that the following revenues will be available in the **Regional Bus Service Fund** for the fiscal year beginning July 1, 2023, and ending June 30, 2024:

NCDOT Grant Revenue	\$ 2,800,000
Federal Grant Revenue	1,600,000
Transit Service Revenue – Bus	7,308,992
Transit Service Revenue – Paratransit	558,502
Bus accident reimbursement	40,000
Paratransit Service Revenue	466,423
Operating Transfer from General Fund	<u>14,069,413</u>
Total	\$ 26,843,330


Section 6. The following amounts hereby are appropriated in the **Regional Bus Service Fund** for the fiscal year beginning July 1, 2023, and ending June 30, 2024:

Bus supervision	\$ 3,714,719
Bus operations	12,737,028
Bus maintenance	6,002,386
Vanpool	263,097
Paratransit services	<u>4,126,100</u>
Total	\$ 26,843,330


Section 7. Copies of this Budget Ordinance shall be furnished to the Clerk to the Board of Trustees and to the Budget Officer of this Authority to be kept on file for their direction in the disbursement of funds.

ATTEST:

ADOPTED THIS THE 28TH DAY OF JUNE 2023.



Michelle C. Dawson, Clerk to the Board



Sig Hutchinson, Board of Trustees Chair

**GO TRIANGLE FY2024 BUDGET ORDINANCE
MAJOR CAPITAL PROJECT FUND**

BE IT ORDAINED by the Research Triangle Regional Public Transportation Authority Board of Trustees:

Section 1. It is estimated that the following revenues will be available in the **Major Capital Project Fund** for the fiscal year beginning July 1, 2023, and ending June 30, 2024:

Rental income	\$ 34,600
Operating Transfer from Major Transit Investment Fund	<u>348,400</u>
Total	\$ 383,000

Section 2. The following amounts hereby are appropriated in the **Major Capital Project Fund** for the fiscal year beginning July 1, 2023, and ending June 30, 2024:

Other Capital Expenses	\$ <u>383,000</u>
Total	\$ 383,000

Section 3. Copies of this Budget Ordinance shall be furnished to the Clerk to the Board of Trustees and to the Budget Officer of this Authority to be kept on file for their direction in the disbursement of funds.

ATTEST:

Michelle C. Dawson
Michelle C. Dawson, Clerk to the Board

ADOPTED THIS THE 28TH DAY OF JUNE 2023.

Sig Hutchinson
Sig Hutchinson, Board of Trustees Chair

**GO TRIANGLE FY2024 BUDGET ORDINANCE
REGIONAL BUS CAPITAL PROJECT FUND**

BE IT ORDAINED by the Research Triangle Regional Public Transportation Authority Board of Trustees:

Section 1. It is estimated that the following revenues will be available in the **Regional Bus Capital Project Fund** for the fiscal year beginning July 1, 2023, and ending June 30, 2024:


Federal Transit Administration	\$ 17,289,469
Reimbursements from Others	14,827,547
Operating Transfer from General Fund	<u>1,832,071</u>
Total	\$ 33,949,087

Section 2. The following amounts hereby are appropriated in the **Regional Bus Capital Project Fund** for the fiscal year beginning July 1, 2023, and ending June 30, 2024:

Capital Outlay	\$ <u>33,949,087</u>
Total	\$ 33,949,087

Section 3. Copies of this Budget Ordinance shall be furnished to the Clerk to the Board of Trustees and to the Budget Officer of this Authority to be kept on file for their direction in the disbursement of funds.

ATTEST:



Michelle C. Dawson, Clerk to the Board

ADOPTED THIS THE 28TH DAY OF JUNE 2023.



Sig Hutchinson, Board of Trustees Chair

**GOTRIANGLE FY2024 BUDGET ORDINANCE
ADVANCED TECHNOLOGY PROJECT FUND**

BE IT ORDAINED by the Research Triangle Regional Public Transportation Authority Board of Trustees:

Section 1. It is estimated that the following revenues will be available in the **Advanced Technology Project Fund** for the fiscal year beginning July 1, 2023, and ending June 30, 2024:


NC Department of Transportation	\$ 49,320
Reimbursements from Others	837,703
Operating Transfer from General Fund	<u>637,431</u>
Total	\$ 1,524,454

Section 2. The following amounts hereby are appropriated in the **Advanced Technology Project Fund** for the fiscal year beginning July 1, 2023, and ending June 30, 2024:

Capital Outlay	<u>\$ 1,524,454</u>
Total	\$ 1,524,454

Section 3. Copies of this Budget Ordinance shall be furnished to the Clerk to the Board of Trustees and to the Budget Officer of this Authority to be kept on file for their direction in the disbursement of funds.

ATTEST:



 Michelle C. Dawson, Clerk to the Board

ADOPTED THIS THE 28TH DAY OF JUNE 2023.



 Sig Hutchinson, Board of Trustees Chair

**GO TRIANGLE FY2024 BUDGET ORDINANCE
MAJOR TRANSIT INVESTMENT FUND**

BE IT ORDAINED by the Research Triangle Regional Public Transportation Authority Board of Trustees:

Section 1. It is estimated that the following revenues will be available in the **Major Transit Investment Fund** for the fiscal year beginning July 1, 2023, and ending June 30, 2024:

Vehicle Rental Tax	\$ 13,688,671
Investment Earnings	<u>819,500</u>
Total	\$ 14,508,171

Section 2. The following amounts hereby are appropriated in the **Major Transit Investment Fund** for the fiscal year beginning July 1, 2023, and ending June 30, 2024:

Operating Transfer to General Fund	\$ 12,755,375
Operating Transfer to Major Capital Project Fund	\$348,400
Fund Balance Appropriated	<u>1,404,396</u>
Total	\$ 14,508,171

Section 3. Copies of this Budget Ordinance shall be furnished to the Clerk to the Board of Trustees and to the Budget Officer of this Authority to be kept on file for their direction in the disbursement of funds.

ATTEST:



Michelle C. Dawson, Clerk to the Board

ADOPTED THIS THE 28TH DAY OF JUNE 2023.


Sig Hutchinson, Board of Trustees Chair

**GO TRIANGLE FY2024 BUDGET ORDINANCE
TRIANGLE TAX DISTRICT – DURHAM CAPITAL FUND**

BE IT ORDAINED by the Research Triangle Regional Public Transportation Authority Board of Trustees:

Section 1. It is estimated that the following revenues will be available in the **Triangle Tax District – Durham Capital Fund** for the fiscal year beginning July 1, 2023, and ending June 30, 2024:

Article 43 ½ Cent Local Option Sales Tax	\$ <u>28,873,091</u>
Total	\$ 28,873,091

Section 2. The following amounts hereby are appropriated in the **Triangle Tax District – Durham Capital Fund** for the fiscal year beginning July 1, 2023, and ending June 30, 2024:


Capital Planning	
DCHC MPO	\$ 1,081,600
GoDurham	100,000
Transit Infrastructure	
GoDurham	7,338,121
GoTriangle	4,896,300
Vehicle Purchase	
GoTriangle	369,096
Allocation to Durham Capital Fund Balance	<u>15,087,974</u>
Total	\$ 28,873,091

Section 3. Triangle Tax District – Durham Capital Funds are appropriated pursuant to section 13.2 of Chapter 159 of the North Carolina General Statutes; therefore, appropriations do not lapse at the end of the fiscal year and are available for the duration of the project unless subsequently approved for reallocation by the GoTriangle Board of Trustees.


Section 4. Copies of this Budget Ordinance shall be furnished to the Clerk to the Board of Trustees and to the Budget Officer of this Authority to be kept on file for their direction in the disbursement of funds.

ATTEST:

ADOPTED THIS THE 28TH DAY OF JUNE 2023.



Michelle C. Dawson, Clerk to the Board



Sig Hutchinson, Board of Trustees Chair

**GoTRIANGLE FY2024 BUDGET ORDINANCE
TRIANGLE TAX DISTRICT - DURHAM OPERATING FUND**

BE IT ORDAINED by the Research Triangle Regional Public Transportation Authority Board of Trustees:

Section 1. It is estimated that the following revenues will be available in the **Triangle Tax District Durham Operating Fund** for the fiscal year beginning July 1, 2023, and ending June 30, 2024:

Article 43 ½ Cent Sales Tax	\$ 11,126,910
Vehicle Rental Tax	87,171
\$7 County Vehicle Registration Tax	1,763,141
\$3 Vehicle Registration Tax Transfer from Durham Special Tax District	<u>755,611</u>
Total	\$ 13,732,833


Section 2. The following amounts hereby are appropriated in the **Triangle Tax District Durham Operating Fund** for the fiscal year beginning July 1, 2023, and ending June 30, 2024:

Tax District Administration - GoTriangle	\$ 490,967
Transit Plan Administration	
DCHC MPO	39,806
Durham County Access	392,578
GoDurham	143,772
GoTriangle	1,776,200
Transit Operations	
Durham County Access	280,203
GoDurham	8,025,648
GoTriangle	<u>2,583,659</u>
Total	\$ 13,732,833

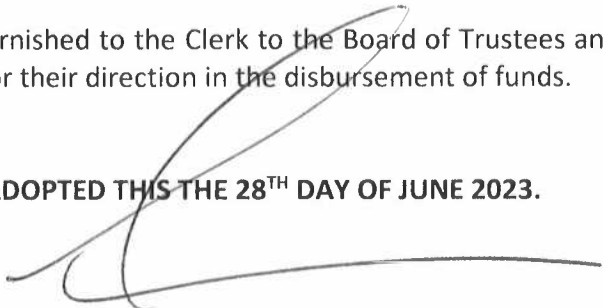
Section 3. The FY23 Durham Transit Work Program reflects ongoing projects that remain vital to providing service to current transit customers and new projects that address immediate needs during a transition year to a new Transit Plan with updated priorities. The current project budgets identified are those that are deemed time-sensitive ongoing efforts or involve time-sensitive external grant sources as part of their overall funding mechanism. DCHC MPO, GoTriangle and Durham County will consider amendments to the FY23 Durham Transit Work Program as priorities are identified in the new Transit Plan.

Section 4. Copies of this Budget Ordinance shall be furnished to the Clerk to the Board of Trustees and to the Budget Officer of this Authority to be kept on file for their direction in the disbursement of funds.

ATTEST:


Michelle C. Dawson, Clerk to the Board

ADOPTED THIS THE 28TH DAY OF JUNE 2023.


Sig Hutchinson, Board of Trustees Chair

**GO TRIANGLE FY2024 BUDGET ORDINANCE
DURHAM SPECIAL TAX DISTRICT FUND**

BE IT ORDAINED by the Research Triangle Regional Public Transportation Authority Board of Trustees:

Section 1. It is estimated that the following revenues will be available in the **Durham Special Tax District Fund** for the fiscal year beginning July 1, 2023, and ending June 30, 2024:


\$3 Vehicle Registration Tax	\$ <u>755,611</u>
Total	\$ 755,611

Section 2. The following amounts hereby are appropriated in the **Durham Special Tax District Fund** for the fiscal year beginning July 1, 2023, and ending June 30, 2024:

Transfer to Triangle Tax District – Durham Operating Fund	\$ <u>755,611</u>
Total	\$ 755,611


Section 3. Copies of this Budget Ordinance shall be furnished to the Clerk to the Board of Trustees and to the Budget Officer of this Authority to be kept on file for their direction in the disbursement of funds.

ATTEST:



Michelle C. Dawson, Clerk to the Board

ADOPTED THIS THE 28TH DAY OF JUNE 2023.



Sig Hutchinson, Board of Trustees Chair

**GO TRIANGLE FY2024 BUDGET ORDINANCE
TRIANGLE TAX DISTRICT – ORANGE CAPITAL FUND**

BE IT ORDAINED by the Research Triangle Regional Public Transportation Authority Board of Trustees:

Section 1. It is estimated that the following revenues will be available in the **Triangle Tax District – Orange Capital Fund** for the fiscal year beginning July 1, 2023, and ending June 30, 2024:

Article 43 ½ Cent Local Option Sales Tax	\$	4,578,256
Allocation from Orange Capital Fund Balance		<u>469,904</u>
Total	\$	5,048,160


Section 2. The following amounts hereby are appropriated in the **Triangle Tax District – Orange Capital Fund** for the fiscal year beginning July 1, 2023, and ending June 30, 2024:

BRT		0
Chapel Hill Transit – NS-BRT	\$	4,000,000
Transit Infrastructure		
GoTriangle		550,000
Town of Hillsboro		286,000
Vehicle Purchase		
GoTriangle		<u>212,160</u>
Total	\$	5,048,160


Section 3. Triangle Tax District – Orange Capital Funds are appropriated pursuant to section 13.2 of Chapter 159 of the North Carolina General Statutes; therefore, appropriations do not lapse at the end of the fiscal year and are available for the duration of the project unless subsequently approved for reallocation by the GoTriangle Board of Trustees.

Section 4. Copies of this Budget Ordinance shall be furnished to the Clerk to the Board of Trustees and to the Budget Officer of this Authority to be kept on file for their direction in the disbursement of funds.

ATTEST:


Michelle C. Dawson, Clerk to the Board

ADOPTED THIS THE 28TH DAY OF JUNE 2023.


Sig Hutchinson, Board of Trustees Chair

**GO TRIANGLE FY2024 BUDGET ORDINANCE
TRIANGLE TAX DISTRICT – ORANGE OPERATING FUND**

BE IT ORDAINED by the Research Triangle Regional Public Transportation Authority Board of Trustees:

Section 1. It is estimated that the following revenues will be available in the **Triangle Tax District Orange Operating Fund** for the fiscal year beginning July 1, 2023, and ending June 30, 2024:

Article 43 ½ Cent Sales Tax	\$ 4,921,744
Vehicle Rental Tax	42,572
\$7 County Vehicle Registration Tax	831,178
\$3 Vehicle Registr Transfer from Orange Special Tax District	<u>358,222</u>
Total	\$ 6,153,716


Section 2. The following amounts hereby are appropriated in the **Triangle Tax District Orange Operating Fund** for the fiscal year beginning July 1, 2023, and ending June 30, 2024:

Tax District Administration – GoTriangle	\$ 321,253
Transit Administration	
DCHC MPO	39,806
GoTriangle	528,339
Orange County Public Transportation	61,100
Bus Operations	
Chapel Hill Transit	2,847,385
GoTriangle	1,154,730
Orange County Public Transit	<u>1,201,103</u>
Total	\$ 6,153,716

Section 3. Copies of this Budget Ordinance shall be furnished to the Clerk to the Board of Trustees and to the Budget Officer of this Authority to be kept on file for their direction in the disbursement of funds.

ATTEST:

ADOPTED THIS THE 28TH DAY OF JUNE 2023.



Michelle C. Dawson, Clerk to the Board



Sig Hutchinson, Board of Trustees Chair

**GO TRIANGLE FY2024 BUDGET ORDINANCE
ORANGE SPECIAL TAX DISTRICT FUND**

BE IT ORDAINED by the Research Triangle Regional Public Transportation Authority Board of Trustees:

Section 1. It is estimated that the following revenues will be available in the **Orange Special Tax District Fund** for the fiscal year beginning July 1, 2023, and ending June 30, 2024:

\$3 Vehicle Registration Tax	\$ <u>358,222</u>
Total	\$ <u>358,222</u>


Section 2. The following amounts hereby are appropriated in the **Orange Special Tax District Fund** for the fiscal year beginning July 1, 2023, and ending June 30, 2024:

Transfer to Triangle Tax District – Orange Operating Fund	\$ <u>358,222</u>
Total	\$ <u>358,222</u>


Section 3. Copies of this Budget Ordinance shall be furnished to the Clerk to the Board of Trustees and to the Budget Officer of this Authority to be kept on file for their direction in the disbursement of funds.

ATTEST:

ADOPTED THIS THE 28TH DAY OF JUNE 2023.



Michelle C. Dawson, Clerk to the Board



Sig Hutchinson, Board of Trustees Chair

GO TRIANGLE FY2024 BUDGET ORDINANCE
TRIANGLE TAX DISTRICT - WAKE CAPITAL FUND

BE IT ORDAINED by the Research Triangle Regional Public Transportation Authority Board of Trustees, that pursuant to section 13.2 of Chapter 159 of the General Statutes of North Carolina, the following project ordinance is hereby adopted:

Section 1. It is estimated that the following revenues will be available in the **Triangle Tax District - Wake Capital Fund** for the fiscal year beginning July 1, 2023, and ending June 30, 2024:

Article 43 ½ Cent Local Option Sales Tax	\$ 98,480,740
Community Funding Area Fund Balance	661,935
Allocation from Wake Capital Fund Balance	<u>14,232,843</u>
Total	\$ 113,375,518

Section 2. The following amounts hereby are appropriated in the **Triangle Tax District - Wake Capital Fund** for the fiscal year beginning July 1, 2023, and ending June 30, 2024:

Capital Planning	
Capital Area Metropolitan Planning Organization [CAMPO]	\$ 250,000
Community Funding Area	
Town of Apex	429,275
Town of Knightdate	232,660
Bus Infrastructure	
GoTriangle	2,875,375
City of Raleigh	21,169,859
Town of Cary	26,471,404
Reserve	1,124,864
Vehicle Acquisition	
City of Raleigh	1,456,096
GoTriangle	2,113,500
Bus Rapid Transit	
GoRaleigh	<u>57,252,485</u>
Total	\$ 113,375,518

Section 3. The GoTriangle President/CEO, or his or her designee, is hereby authorized to transfer funds within appropriations under the following conditions:

- A) No transfer may be made that changes the adopted allocations to fund balance.
- B) All budget transfers will be reported to the Transit Planning Advisory Committee.
- C) All increases to an appropriation, and all transfers between appropriations, must be reviewed by the Transit Planning Advisory Committee and approved by the CAMPO and GoTriangle governing boards.


Section 4. Triangle Tax District – Wake Capital Funds are appropriated pursuant to section 13.2 of Chapter 159 of the General Statutes of North Carolina; therefore, appropriations do not lapse at the end of the fiscal year and are available for duration of the project unless subsequently recommended for reallocation by the Transit Planning Advisory Committee and approved by the CAMPO and GoTriangle governing boards, or as specified in Section 5.

Section 5. GoTriangle Finance Department has authority to close projects and/or programs and reduce appropriations upon notification of project completion by the project sponsor. When actual revenues are available in projects to be closed or which are substantially complete, GoTriangle Finance may transfer savings to Triangle Tax District Wake Capital fund balance. These funds will be then available for future appropriations which require recommendation by the Transit Planning Advisory Committee and approval by the CAMPO and GoTriangle governing boards. This section applies to current and prior year appropriations. A list of project closeouts shall be provided quarterly to the Transit Planning Advisory Committee.

Section 6. Small Starts Funding from the FTA in support of the southern Corridor Bus Rapid Transit project will be awarded directly to the City of Raleigh. Expenditures funded by these federal funds will be budgeted by the City of Raleigh in their respective Transit Grant Fund. Dollars budgeted above are the local funds budgeted by the tax district and allocated to the City of Raleigh in support of this project.


Section 7. Copies of the Budget Ordinance shall be furnished to the Clerk, to the Board of Trustees, to the Finance Officer, and to the Budget Officer of this Authority to be kept on file for their direction in the disbursement of funds. Copies also shall be furnished to representatives of the Agencies under Section 2. The Budget Ordinance shall be entered into the Board minutes.

ATTEST:



Michelle C. Dawson, Clerk to the Board

ADOPTED THIS THE 28TH DAY OF JUNE 2023.



Sig Hutchinson, Board of Trustees Chair

**GO TRIANGLE FY2024 BUDGET ORDINANCE
TRIANGLE TAX DISTRICT – WAKE OPERATING FUND**

BE IT ORDAINED by the Research Triangle Regional Public Transportation Authority Board of Trustees:

Section 1. It is estimated that the following revenues will be available in the **Triangle Tax District - Wake Operating Fund** for the fiscal year beginning July 1, 2023, and ending June 30, 2024:

Article 43 ½ Cent Local Option Sales Tax	\$ 26,519,260
Vehicle Rental Tax	275,704
\$7 Vehicle Registration Tax	6,850,000
\$3 Vehicle Registration Tax (Transfer from Wake Tax District)	2,925,000
Other/Miscellaneous	<u>1,088,574</u>
Total	\$ 37,658,538

Section 2. The following amounts hereby are appropriated in the **Triangle Tax District - Wake Operating Fund** for the fiscal year beginning July 1, 2023, and ending June 30, 2024:

Tax District Administration - GoTriangle	\$ 635,733
Transit Plan Administration	
GoTriangle	2,745,107
Capital Area Metropolitan Planning Organization (CAMPO)	824,909
City of Raleigh	1,885,167
Town of Cary	884,348
Community Funding Areas	
Town of Wake Forest	415,457
Town of Apex	440,607
Town of Morrisville	375,012
Reserve	837,785
Bus Operations	
GoTriangle	4,052,469
City of Raleigh	20,742,251
Town of Cary	2,557,187
Wake County	1,125,361
Town of Wendell	4,752
Town of Zebulon	6,397
Reserve	<u>125,996</u>
Total	\$ 37,658,538

Section 3. The GoTriangle President/CEO, or his or her designee, is hereby authorized to transfer funds within appropriations under the following conditions:


- A) No transfer may be made that changes the adopted allocations to fund balance.
- B) All budget transfers will be reported to the Transit Planning Advisory Committee.

- C) All increases to an appropriation, and all transfers between appropriations, must be reviewed by the Transit Planning Advisory Committee and approved by the CAMPO and GoTriangle governing boards.


Section 4: Triangle Tax District – Wake Operating Funds encumbered as of June 30, 2023, by GoTriangle as the Tax District Administrator are hereby appropriated to this budget.

Section 5. Copies of the Budget Ordinance shall be furnished to the Clerk, to the Board of Trustees, to the Finance Officer, and to the Budget Officer of this Authority to be kept on file for their direction in the disbursement of funds. Copies also shall be furnished to representatives of the Agencies under Section 2. The Budget Ordinance shall be entered into the Board minutes.

ATTEST:


Michelle C. Dawson, Clerk to the Board

ADOPTED THIS THE 28TH DAY OF JUNE 2023.


Sig Hutchinson, Board of Trustees Chair

**GO TRIANGLE FY2024 BUDGET ORDINANCE
WAKE SPECIAL TAX DISTRICT FUND**

BE IT ORDAINED by the Research Triangle Regional Public Transportation Authority Board of Trustees:

Section 1. It is estimated that the following revenues will be available in the **Wake Special Tax District Fund** for the fiscal year beginning July 1, 2023, and ending June 30, 2024:

\$3 Vehicle Registration Tax	\$ <u>2,925,000</u>
Total	\$ 2,925,000


Section 2. The following amounts hereby are appropriated in the **Wake Special Tax District Fund** for the fiscal year beginning July 1, 2023, and ending June 30, 2024:

Transfer to Triangle Tax District – Wake Operating Fund	\$ <u>2,925,000</u>
Total	\$ 2,925,000


Section 3. Copies of this Budget Ordinance shall be furnished to the Clerk to the Board of Trustees and to the Budget Officer of this Authority to be kept on file for their direction in the disbursement of funds.

ATTEST:

ADOPTED THIS THE 28TH DAY OF JUNE 2023.



Michelle C. Dawson, Clerk to the Board



Sig Hutchinson, Board of Trustees Chair



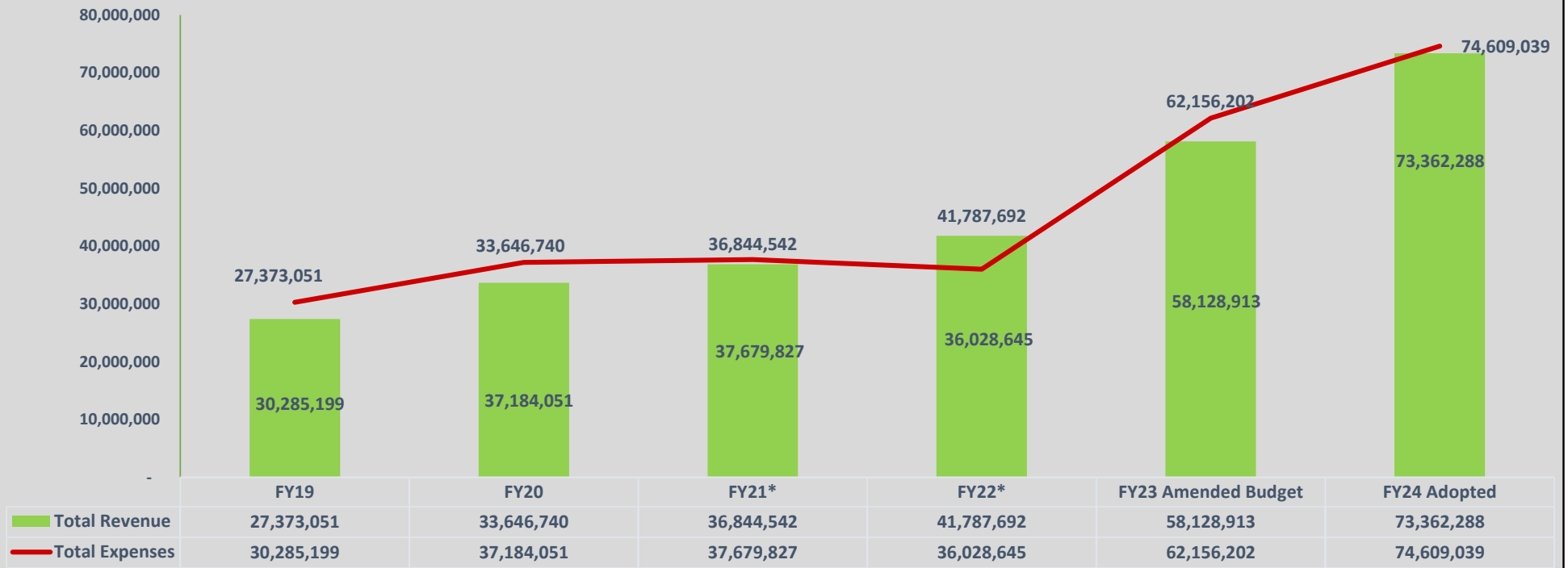
III. FINANCIAL SUMMARY/TRENDS

FY24 ALL FUNDS SUMMARY

	FY24 GoTriangle Budget							FY24 Durham County Budget			FY24 Orange County Budget			FY24 Wake County Budget			GoTriangle, Durh, Org, and Wake County 2024 Total Adopted Budget	GoTriangle, Durh, Org, and Wake County 2023 Total Prior Year Budget			
	General Fund	Maj. Transit Investment Fund	Regional Bus Fund	Rideshare Fund	Regional Capital Project Fund	Major Capital Project Fund	Technology Capital Fund	2024 GoTriangle Adopted	2023 GoTriangle Budget (Amend.)	Delta	Durham County 2024 Adopted Budget	Durham County 2023 Budget (Amend.)	Delta	Orange County 2024 Adopted Budget	Orange County 2023 Budget (Amend.)	Delta			Wake County 2024 Adopted Budget	Wake County 2023 Budget (Amend.)	Delta
REVENUES																					
Inter-governmental revenue:																					
Federal Grant Revenues			1,600,000		17,289,469		18,889,469	14,684,544	4,204,925								86,523,181	497,000	86,026,181	105,412,650	15,181,544
State Grant Revenues			2,800,000			49,320	2,849,320	2,843,840	5,480											2,849,320	2,843,840
Local Grant Revenues				963,731			963,731	706,362	257,369											963,731	706,362
Reimbursement from others	111,155			966,479	14,827,547	837,703	16,742,884	11,380,069	5,362,815											16,742,884	11,380,069
Indirect Cost Credits	1,707,931						1,707,931	1,458,912	249,019											1,707,931	1,458,912
Misc. Revenue																	1,142,072		1,142,072	1,142,072	
Prior Year Carryforward	1,307,295						1,307,295	3,025,966	(1,718,671)	35,621,740	28,104,077	7,517,663	4,726,172	4,270,477	455,695	232,475,117	195,144,330	37,330,787	274,130,323	230,544,850	
\$5 Vehicle Registration Taxes	6,911,520						6,911,520	6,776,000	135,520											6,911,520	6,776,000
\$7 Vehicle Registration Taxes										1,763,141	1,737,085	26,056	831,178	818,895	12,283	6,850,000	6,940,000	(90,000)	9,444,319	9,495,980	
\$3 Vehicle Registration Taxes										755,611	744,444	11,167	358,222	350,958	7,264	2,925,000	2,970,000	(45,000)	4,038,833	4,065,402	
1/2 Cent Sales Tax										40,000,000	35,500,000	4,500,000	9,500,000	8,800,000	700,000	125,000,000	107,500,000	17,500,000	174,500,000	151,800,000	
Bus Accident Damage Reimbursement			40,000				40,000	40,000												40,000	40,000
Bus Fares																					
Transit Svc Revenue - Paratransit			558,502				558,502	544,880	13,622											558,502	544,880
Transit Service Revenue			7,308,992				7,308,992	7,115,768	193,224											7,308,992	7,115,768
Paratransit Services Revenue			466,423				466,423	405,000	61,423											466,423	405,000
Consignment																					
Vehicle Rental Taxes		13,688,671					13,688,671	5,588,235	8,100,436	87,171	1,201,500	(1,114,329)	42,572	586,800	(544,228)	275,704	3,800,000	(3,524,296)	14,094,118	11,176,535	
GoDurham Reimbursement								1,595,987	(1,595,987)												1,595,987
COVID-19 Reimbursement																					
Rental Income					34,600		34,600	100,000	(65,400)											34,600	100,000
Durham Allocation	293,450						293,450	337,350	(43,900)											293,450	337,350
Orange Allocation	114,100						114,100	147,400	(33,300)											114,100	147,400
Wake Allocation	219,500		6,400				225,900	233,600	(7,700)											225,900	233,600
Investment Earnings/Unrealized Gain (Loss)	440,000	819,500					1,259,500	1,145,000	114,500											1,259,500	1,145,000
Total Revenues	11,104,951	14,508,171	12,773,917	1,936,610	32,117,016	34,600	887,023	73,362,288	58,128,913	15,233,375	78,227,663	67,287,106	10,940,557	15,458,144	14,827,130	631,014	455,191,074	316,851,330	138,339,744	622,239,168	457,094,479
EXPENDITURES																					
Board	207,988						207,988	205,726	2,262		3,400	(3,400)		1,500	(1,500)		8,500	(8,500)	207,988	219,126	
Executive Office	1,144,292						1,144,292	958,348	185,944											1,144,292	958,348
Human Resources	891,830						891,830	871,099	20,731		22,800	(22,800)		9,300	(9,300)		53,400	(53,400)	891,830	956,599	
Diversity Management	200,362						200,362	193,229	7,133		5,700	(5,700)		2,300	(2,300)		13,300	(13,300)	200,362	214,529	
Communications & Public Affairs	1,014,677						1,014,677	1,034,628	(19,951)	387,553	367,525	20,028	97,785	91,894	5,891	843,864	743,496	100,368	2,343,879	2,237,543	
General Fund - GCCR	111,155						111,155	141,049	(29,894)											111,155	141,049
Legal	945,279						945,279	925,082	20,197	175,288	130,554	44,734	64,880	28,721	36,159	345,595	167,158	178,437	1,531,042	1,251,515	
Real Estate	451,114						451,114	341,600	109,514	146,107	131,066	15,041	55,817	59,993	(4,176)	487,085	252,109	234,976	1,140,123	784,769	
Capital Development	744,745						744,745	672,646	72,099	629,062	606,118	22,944	218,929	187,990	30,939	739,106	975,543	(236,437)	2,331,842	2,442,296	
Finance/IT	2,563,912						2,563,912	2,457,599	106,313	515,782	510,218	5,564	332,814	337,161	(4,347)	774,578	638,673	135,905	4,187,086	3,943,651	
Administration	521,768						521,768	771,009	(249,241)	151,836	23,165	128,671	26,056	23,165	2,891				699,660	817,340	
Unemployment Claims	50,000						50,000	77,000	(27,000)										50,000	77,000	
GoDurham								11,501	(11,501)												11,501
Plaza Building	552,600						552,600	548,600	4,000		17,700	(17,700)		7,200	(7,200)	16,720	41,600	(24,880)	569,320	615,100	
Bus Supervision			3,714,719				3,714,719	3,166,362	548,357							32,526	30,314	2,212	3,747,245	3,196,677	
Bus Operations			12,737,028				12,737,028	11,117,706	1,619,322										12,737,028	11,117,706	
Bus Maintenance			6,002,386				6,002,386	5,650,612	351,774										6,002,386	5,650,612	
Vanpool			263,097				263,097	257,490	5,607										263,097	257,490	
Paratransit			4,126,100				4,126,100	3,478,664	647,436										4,126,100	3,478,664	
Regional Services - Planning				515,124			515,124	502,108	13,016	1,002,503	1,527,932	(525,429)	90,929	31,600	59,329	452,667	151,415	301,252	2,061,223	2,213,055	
Regional Services								507,731	(507,731)											507,731	
Regional Call Center				1,137,540			1,137,540	1,162,901	(25,361)							53,861	52,547	1,314	1,191,401	1,215,448	
Sustainable Travel Services				856,782			856,782	710,352	146,430										856,782	710,352	
Capital Outlay					33,949,087	383,000	1,524,454	35,856,541	26,393,160	9,463,381	49,406,857	39,965,122	9,441,735	9,774,331	6,956,977	2,817,354	431,515,426	229,772,630	201,742,796	526,553,156	303,087,889
Transit Service Partners										10,724,700	8,651,870	2,072,830	5,266,507	4,728,360	538,147	34,162,493	55,771,969	(21,609,476)	50,153,700	69,152,199	
Total Expenditures	9,399,722		26,843,330	2,509,446	33,949,087	383,000	1,524,454	74,609,039	62,156,202	12,452,838	63,139,688	51,963,170	11,176,519	15,928,048	12,466,161	3,461,887	469,423,921	288,672,654	180,751,266	623,100,697	415,258,189
OTHER FINANCING USES																					
Opt Transf To Bus Fund	(14,069,413)		14,069,413																		
Opt Transf To Rideshare Fund	(572,836)			572,836																	
Opt Transf To Bus Cap Fund	(1,832,071)				1,832,071																

	FY24 GoTriangle Budget							FY24 Durham County Budget			FY24 Orange County Budget			FY24 Wake County Budget			GoTriangle, Durh, Org, and Wake County 2024 Total Adopted Budget	GoTriangle, Durh, Org, and Wake County 2023 Total Prior Year Budget			
	General Fund	Maj. Transit Investment Fund	Regional Bus Fund	Rideshare Fund	Regional Capital Project Fund	Major Capital Project Fund	Technology Capital Fund	2024 GoTriangle Adopted	2023 GoTriangle Budget (Amend.)	Delta	Durham County 2024 Adopted Budget	Durham County 2023 Budget (Amend.)	Delta	Orange County 2024 Adopted Budget	Orange County 2023 Budget (Amend.)	Delta	Wake County 2024 Adopted Budget	Wake County 2023 Budget (Amend.)	Delta	GoTriangle, Durh, Org, and Wake County 2024 Total Adopted Budget	GoTriangle, Durh, Org, and Wake County 2023 Total Prior Year Budget
Opt Transf To Tech Cap Fund	(637,431)						637,431														
Opt Transf From Maj Capital Proj Fund	12,755,375	(13,103,775)				348,400															
Opt Transf From Gen Fund																					
Opt Transf From D-O Transit																					
Transfer to Wake Capital																					
Opt Transf From Wake Transit																					
Opt Transf to Other Transit Partners																					
Opt Transf to Bus Fund																					
Total Operating Transfers	(4,356,376)	(13,103,775)	14,069,413	572,836	1,832,071	348,400	637,431														
Total Expenditures and Operating Transfers	(26,511,473)		(12,773,917)	(1,936,610)	(32,117,016)	(383,000)	(887,023)	(74,609,039)	(62,156,201)	(12,452,838)	(63,139,689)	(51,963,170)	(11,176,519)	(15,928,048)	(12,466,162)	(3,461,887)	(469,423,920)	(288,672,654)	(180,751,266)	(623,100,696)	(415,258,187)
Change in Balance	(2,651,147)	1,404,396						(1,246,751)	(4,027,288)	2,780,537	15,087,974	15,323,936	(235,962)	(469,905)	2,360,968	(2,830,873)	(14,232,846)	28,178,676	(42,411,522)	(861,528)	41,836,292

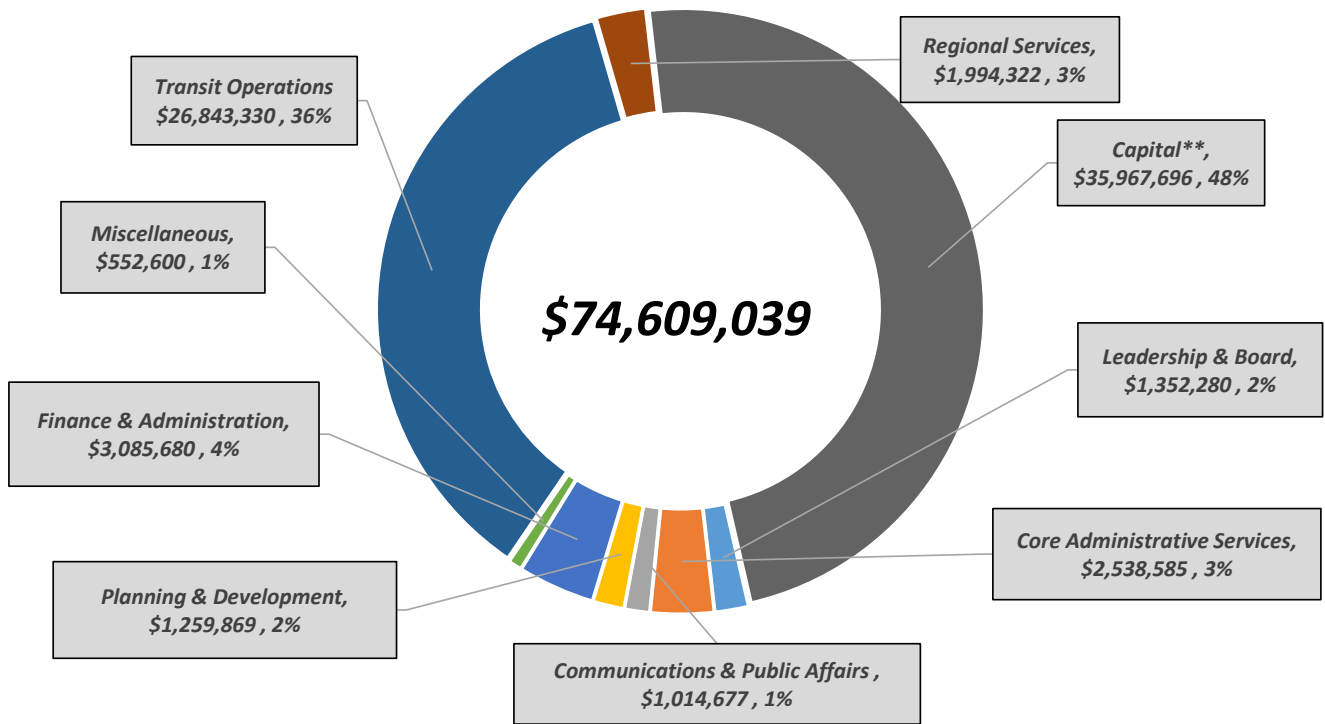
GoTriangle Total Revenue vs Expense Trends



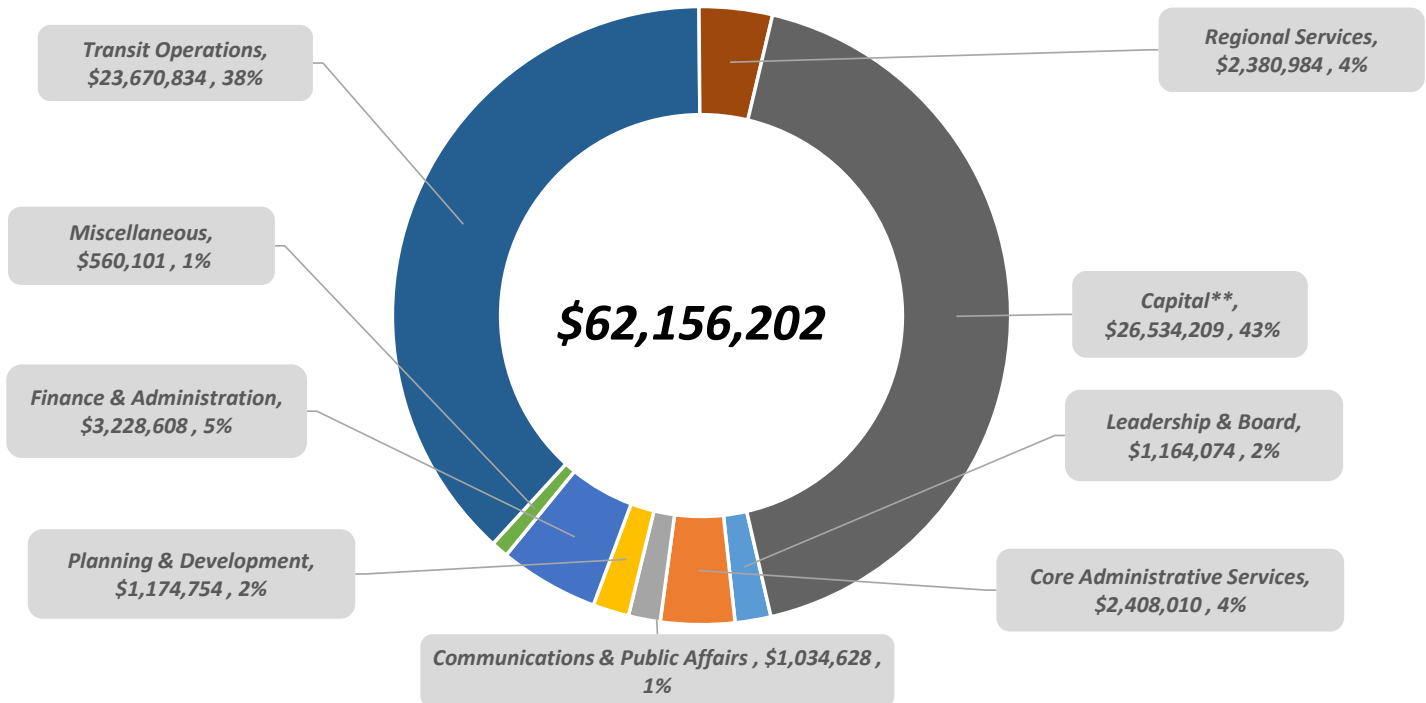
*Covid Reimbursement included

Surplus/(Deficit)	(2,912,148)	(3,537,311)	(835,285)	5,759,047	(4,027,289)	(1,246,751)
-------------------	-------------	-------------	-----------	-----------	-------------	-------------

GoTriangle FY24 Expense Budget by Function



GoTriangle FY23 Expense Budget by Function



**** GoTriangle contribution for Capital costs is \$1.8M**

NOTE:

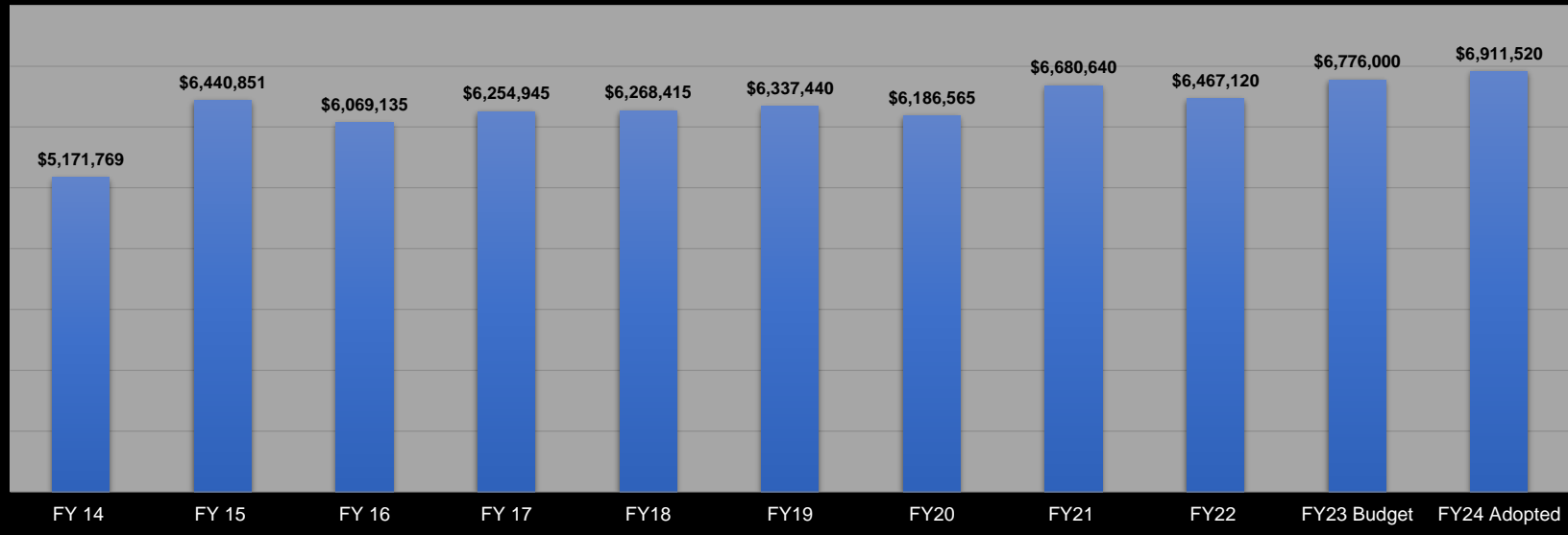
Finance Administration - Finance, Administration, IT, DBE/EEO

Core Administrative Services - HR, Legal, Real Estate

Planning & Development - Capital Development, Regional Services - Planning

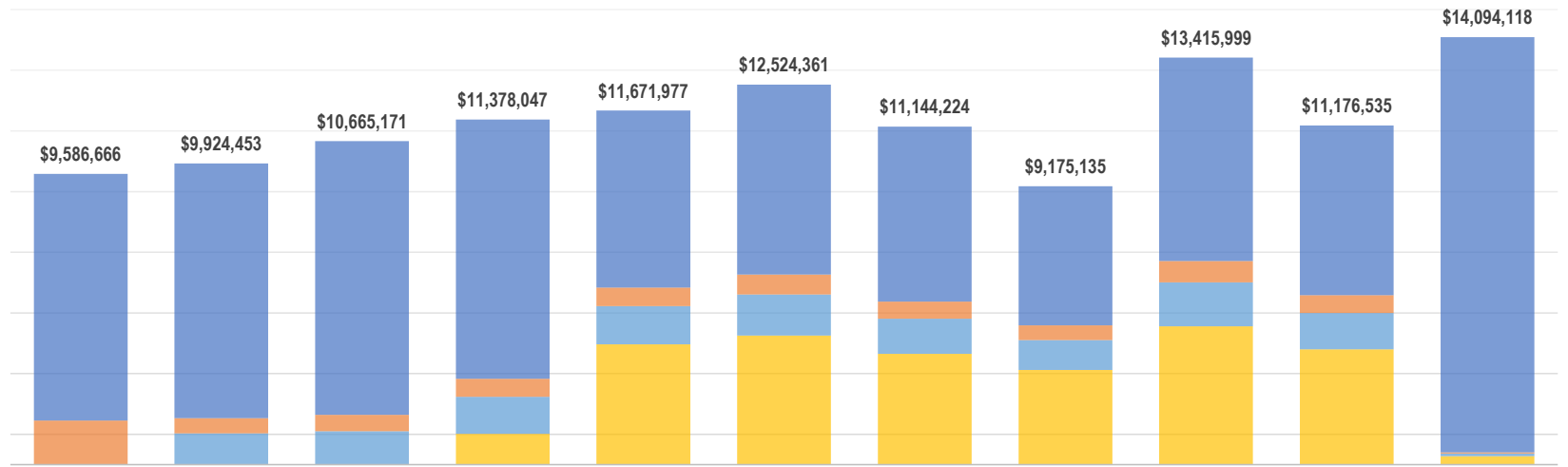
Transit Operations - Bus Supervision, Bus Operations, Bus Maintenance, Paratransit, Vanpool

GoTriangle Vehicle Registration Tax (\$5)



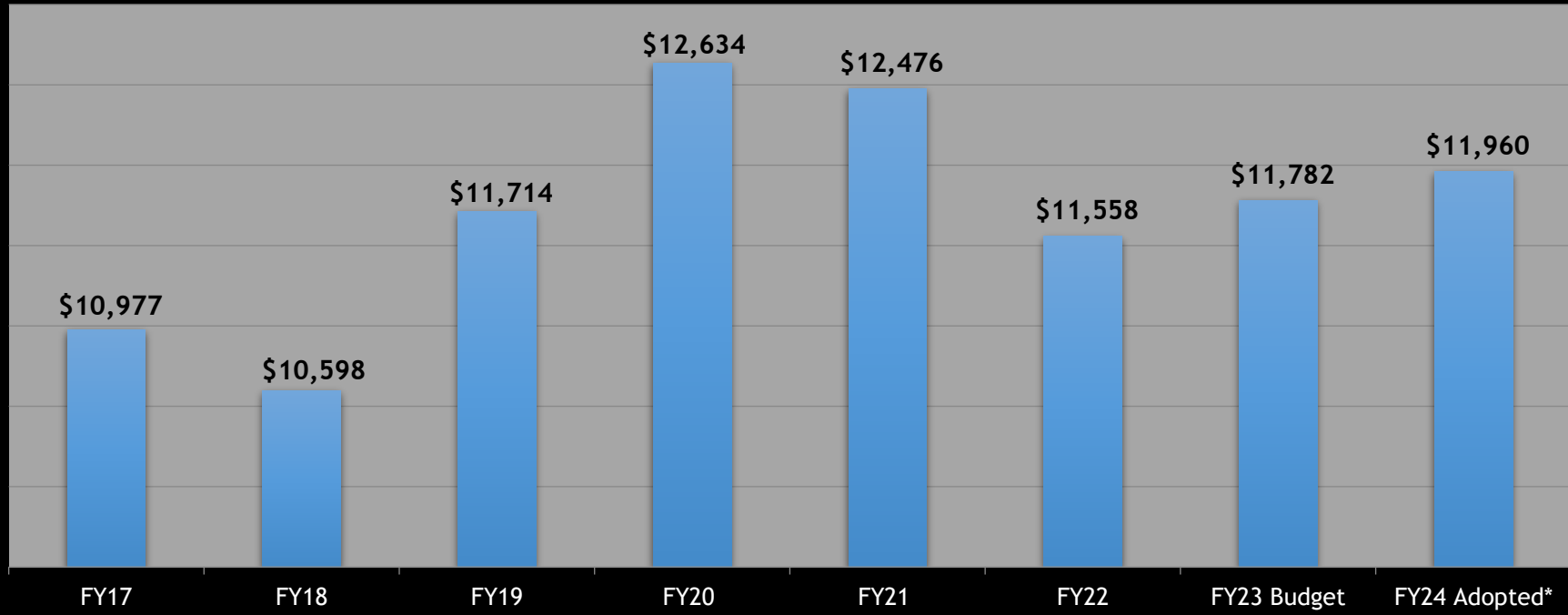
*Assumes a 2% increase from FY23 Budget

GoTriangle/Durham/Orange/Wake Vehicle Rental Tax Revenue



	FY 14	FY 15	FY 16	FY 17	FY 18	FY 19	FY 20	FY 21	FY 22	FY 23 Budget	FY 24 Adopted
Total	9,586,666	9,924,453	10,665,171	11,378,047	11,671,977	12,524,361	11,144,224	9,175,135	13,415,999	11,176,535	14,094,118
GoTriangle	8,133,773	8,396,090	9,022,735	8,548,245	5,835,988	6,262,180	5,770,898	4,587,567	6,707,999	5,588,235	13,688,671
Orange	1,452,893	501,182	538,591	596,712	612,779	657,529	564,199	481,695	704,340	586,800	42,572
Durham		1,027,181	1,103,845	1,221,855	1,254,737	1,346,369	1,155,265	986,327	1,442,220	1,201,500	87,171
Wake				1,011,235	3,968,472	4,258,283	3,653,862	3,119,546	4,561,440	3,800,000	275,704

Annual Healthcare Cost per Employee



*Assumes 2% increase over budget



IV. REVENUE FUNDS

**FY24 Budget Summary
GENERAL FUND SUMMARY**

	FY2024	FY2023	Delta	FY2022
	General Fund	General Fund	Delta	General Fund
	Adopted	Budget	FY24 to FY23	Actuals
REVENUES				
Inter-governmental revenue:				
Federal Grant Revenues	-	\$121,040	(\$121,040)	(\$2,156,498)
Reimbursement from others	111,155	141,100	(29,945)	168,511
Indirect Cost Credits	1,707,931	1,458,912	249,019	1,596,201
Misc. Revenue	-	-	-	107,763
\$5 Vehicle Registration Taxes	6,911,520	6,776,000	135,520	6,467,120
COVID-19 Reimbursement	-	-	-	4,976,154
Prior Year Carryforward	1,307,295	3,025,966	(1,718,671)	
Investment Earnings/Unrealized Gain (Loss)	440,000	400,000	40,000	308,685
Durham Co Allocation	293,450	305,750	(12,300)	281,534
Orange Co Allocation	114,100	115,800	(1,700)	100,256
Wake Co Allocation	219,500	226,393	(6,893)	158,898
Total Revenues	\$11,104,951	\$12,570,961	(\$1,466,010)	\$12,008,624
EXPENDITURES				
Board	\$207,988	\$205,726	\$2,262	\$155,029
Executive Office	1,144,292	958,348	185,944	602,538
Chief Operations Office	-	-	-	171,737
Human Resources	891,830	871,099	20,731	706,866
Communications & Public Affairs	1,014,677	1,034,628	(19,951)	884,460
General Fund, GCCR	111,155	141,049	(29,894)	178,243
Legal	945,279	925,082	20,197	591,079
Real Estate	451,114	341,600	109,514	284,836
Capital Development	744,745	348,802	395,943	326,477
Finance/IT	2,563,912	2,318,341	245,571	1,926,470
Administration	521,768	498,835	22,933	457,337
Diversity Management	200,362	193,229	7,133	150,479
Unemployment Claims	50,000	77,000	(27,000)	-
Plaza Building	552,600	548,600	4,000	422,746
Total Department Expenditures	\$9,399,722	\$8,462,339	\$937,382	\$6,858,297
OTHER FINANCING USES				
Opt Transf To Bus Fund	(\$14,069,413)	(\$10,835,924)	(\$3,233,489)	(\$28,599,474)
Opt Transf To Rideshare Fund	(572,836)	(619,895)	47,059	(765,691)
Opt Transf To Bus Cap Fund	(1,832,071)	(1,400,281)	(431,790)	(2,293,923)
Opt Transf To Tech Cap Fund	(637,431)	(1,199,045)	561,614	(675,389)
Total other financing uses	(\$17,111,751)	(\$14,055,145)	(\$3,056,606)	(\$32,334,477)
Total expenditures and other financing uses	(\$26,511,473)	(\$22,517,484)	(\$3,993,989)	(\$18,523,495)
Opt Transf From MTIF	\$12,755,375	\$7,694,775	\$5,060,600	\$4,662,522
Change in Balance	(\$2,651,147)	(\$2,251,748)	(\$399,399)	(\$1,852,350)

	FY2024	FY2023		FY2022
	General Fund	General Fund	Delta	General Fund
	Adopted	Budget	FY24 to FY23	Actuals

Criteria:

Decrease in balance should not exceed 10% of total expenses and financing uses

(\$2,651,147) (\$2,251,748) (\$399,399) (\$1,852,350)

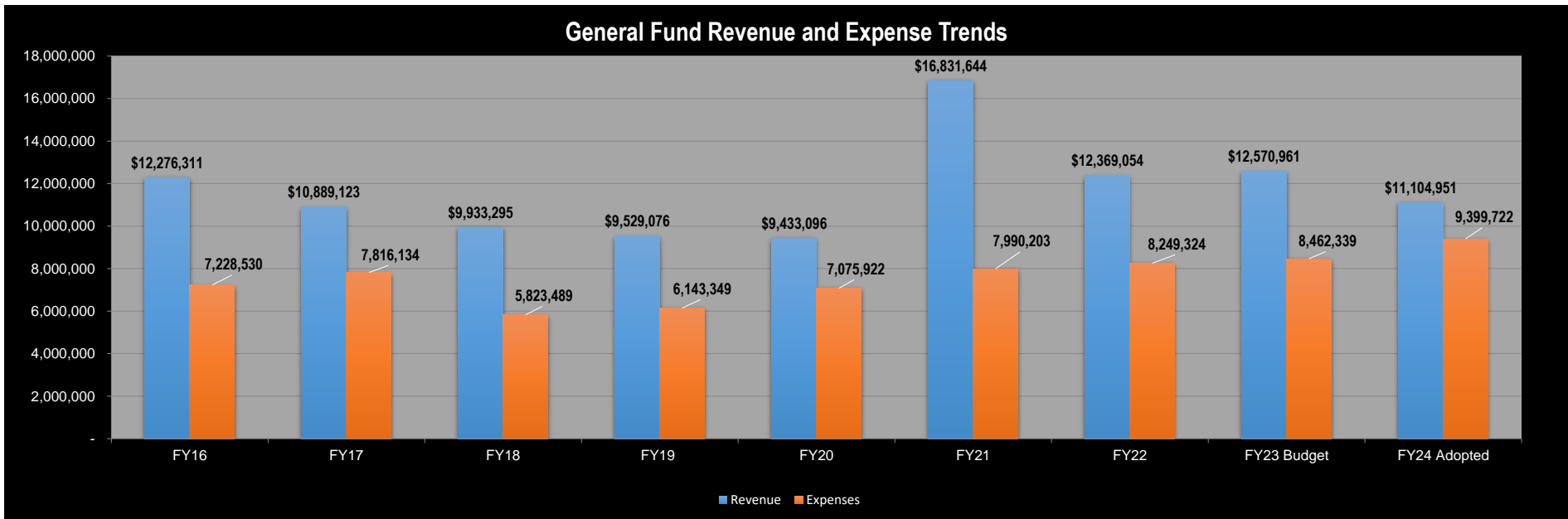
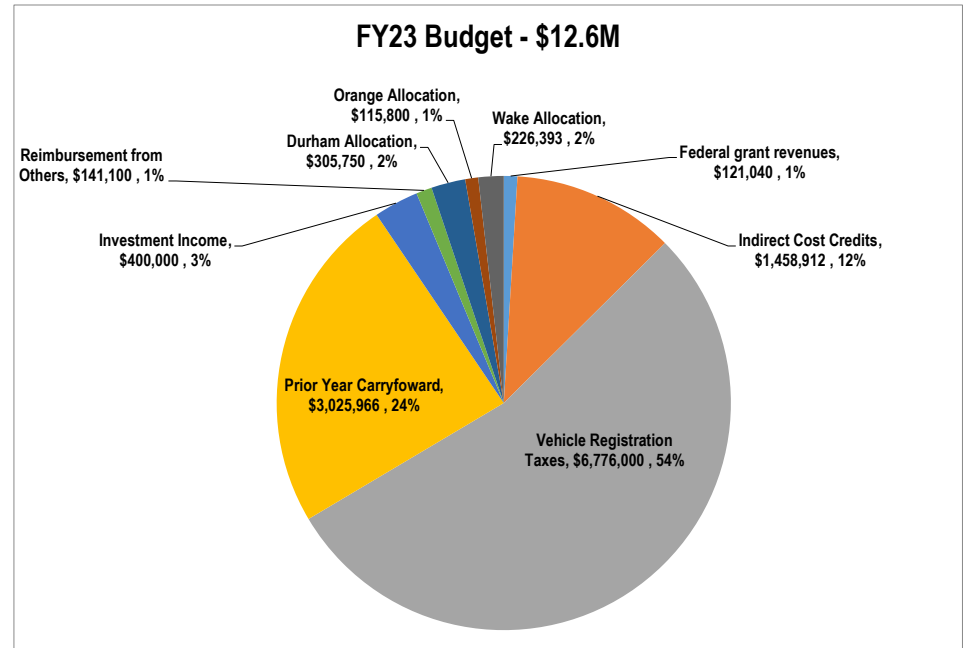
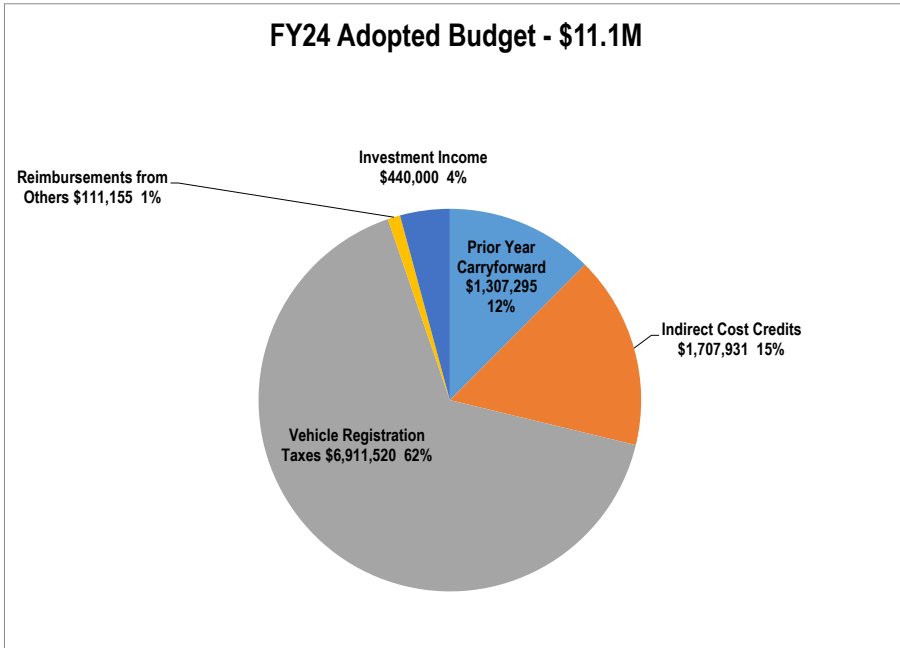
% of fund balance used to finance expend.

10% 10%

% of available rental tax used

93% 138%

GENERAL FUND REVENUE OVERVIEW



**FY24 Budget Summary
REGIONAL BUS SERVICE FUND**

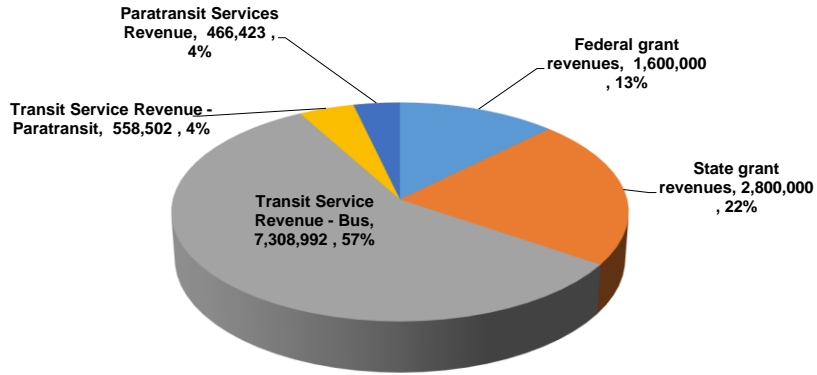
	FY2024 Adopted	FY2023 Budget (Amend.)	Delta FY24 to FY23	FY2022 Actuals
REVENUES				
Inter-governmental revenue:				
Federal Grant Revenues	\$1,600,000	\$1,600,000	-	\$1,455,680
State Grant Revenues	2,800,000	2,800,000	-	2,822,173
Misc. Revenue	-	-	-	7,497
Bus Accident Damage Reimbursement	40,000	40,000	-	95,884
Bus Fares	-	-	-	495
Transit Svc Revenue - Paratransit	558,502	544,880	13,622	183,031
Transit Service Revenue	7,308,992	7,115,768	193,224	4,282,484
Paratransit Services Revenue	466,423	405,000	61,423	500,633
Consignment	-	-	-	6,866
Investment Earnings/Unrealized Gain (Loss)	-	-	-	24,244
Total Revenues	\$12,773,917	\$12,505,648	\$268,269	\$9,378,987
EXPENDITURES				
Bus Supervision*	\$3,714,719	\$2,837,101	\$877,618	\$2,541,230
Bus Operations	12,737,028	11,117,706	1,619,322	9,801,116
Bus Maintenance	6,002,386	5,650,612	351,774	4,672,576
Vanpool	263,097	257,490	5,607	206,081
Paratransit	4,126,100	3,478,664	647,436	2,854,185
Total Expenditures	\$26,843,330	\$23,341,573	\$3,501,758	\$20,075,188
OTHER FINANCING SOURCE				
Opt Transf From Gen Fund	\$14,069,413	\$10,835,924	\$3,233,489	\$10,696,201
Total other financing source	\$14,069,413	\$10,835,924	\$3,233,489	\$10,696,201
Change in Balance	\$ -	\$ -	\$ -	\$ -
Bus cost per hour	\$161	\$147	\$14	\$159
Paratransit cost per hour	\$219	\$179	\$39	\$166

*Excludes GoDurham

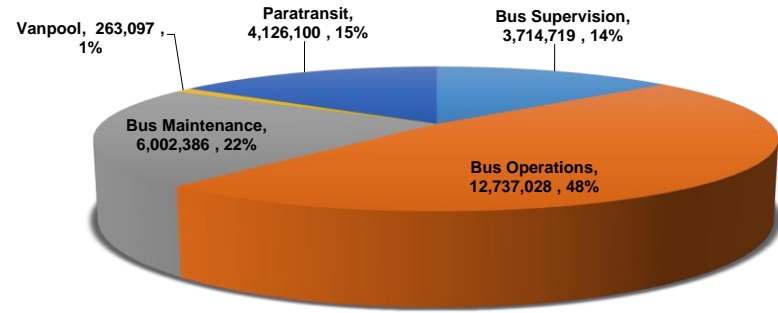
BUS FUND OVERVIEW

FY24 Bus Fund Revenue by Source (\$12.8M)

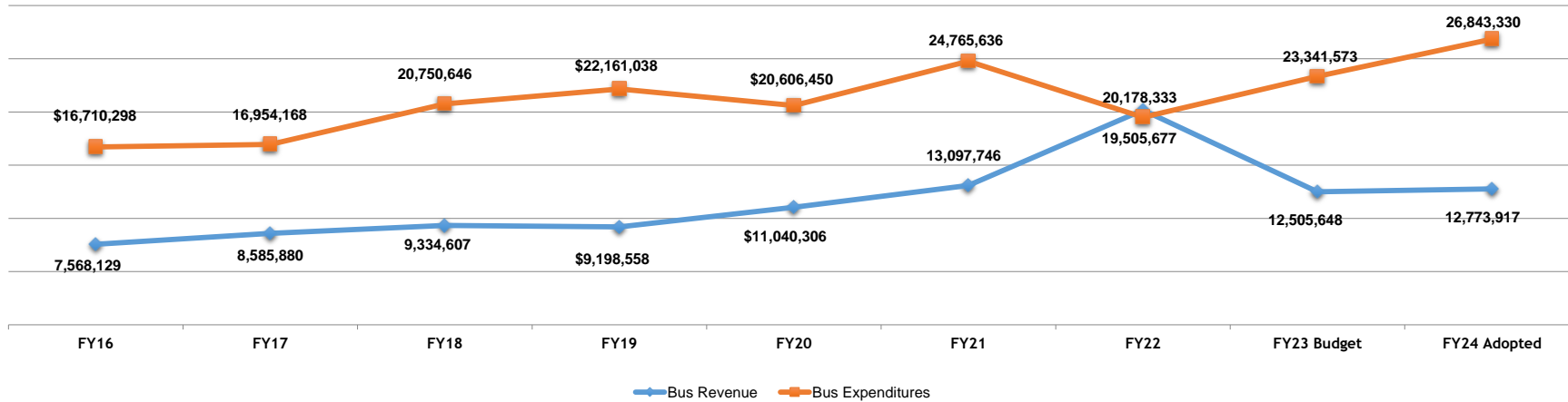
(Includes transit service revenue from Durham, Orange and Wake)



FY 24 Bus Expenditures by Division (\$26.8M)



Bus Operations Revenue and Expenditure Trends



**FY24 Budget Summary
RIDESHARE FUND**

	FY2024	FY2023	Delta	FY2022
	Adopted	Budget (Amended)	FY24 to FY23	Actuals
REVENUES				
Inter-governmental revenue:				
Local Grant Revenues*	\$963,731	\$706,362	\$257,369	\$519,732
Reimbursement from others**	966,479	966,479	-	887,152
Durham Co Allocation	-	31,600	(31,600)	-
Orange Co Allocation	-	31,600	(31,600)	-
Wake Co Allocation	6,400	7,207	(807)	-
Total Revenues	\$1,936,610	\$1,743,248	\$193,362	\$1,406,884
EXPENDITURES***				
Regional Services - Planning	\$515,124	\$324,955	\$190,169	\$98,683
Regional Services	-	164,936	(164,936)	168,043
Regional Call Center	1,137,540	1,162,901	(25,361)	1,046,740
Sustainable Travel Services	856,782	710,352	146,430	629,008
Total Expenditures	\$2,509,446	\$2,363,144	\$146,303	\$1,942,474
OTHER FINANCING SOURCE				
Opt Transf From Gen Fund	\$572,836	\$619,895	(\$47,059)	\$535,590
Total other financing source	\$572,836	\$619,895	(\$47,059)	\$535,590
Change in Balance	\$ -	\$ -	\$ -	\$ -

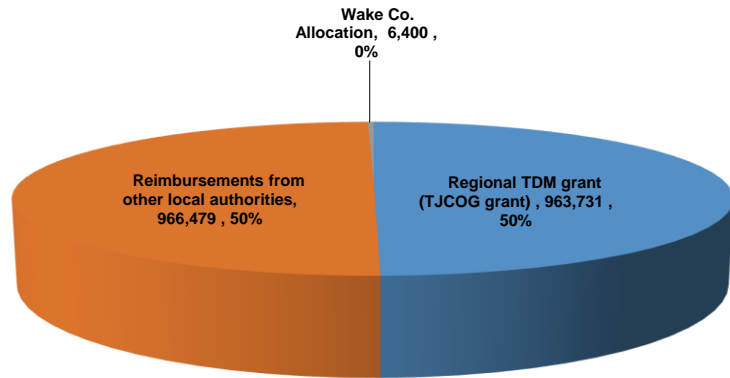
*Grants for Sustainable Travel/Call Center personnel

** Revenue received from Call Center Partners

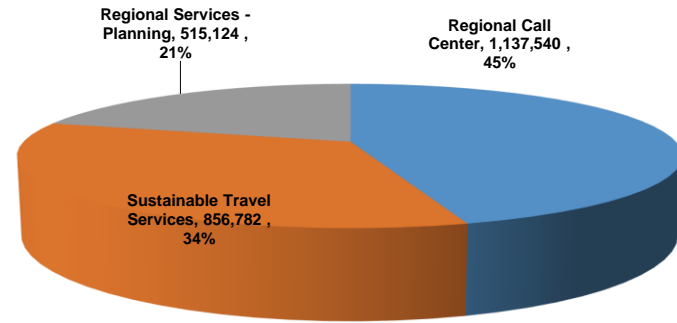
***Excludes GoDurham

RIDESHARE FUND OVERVIEW

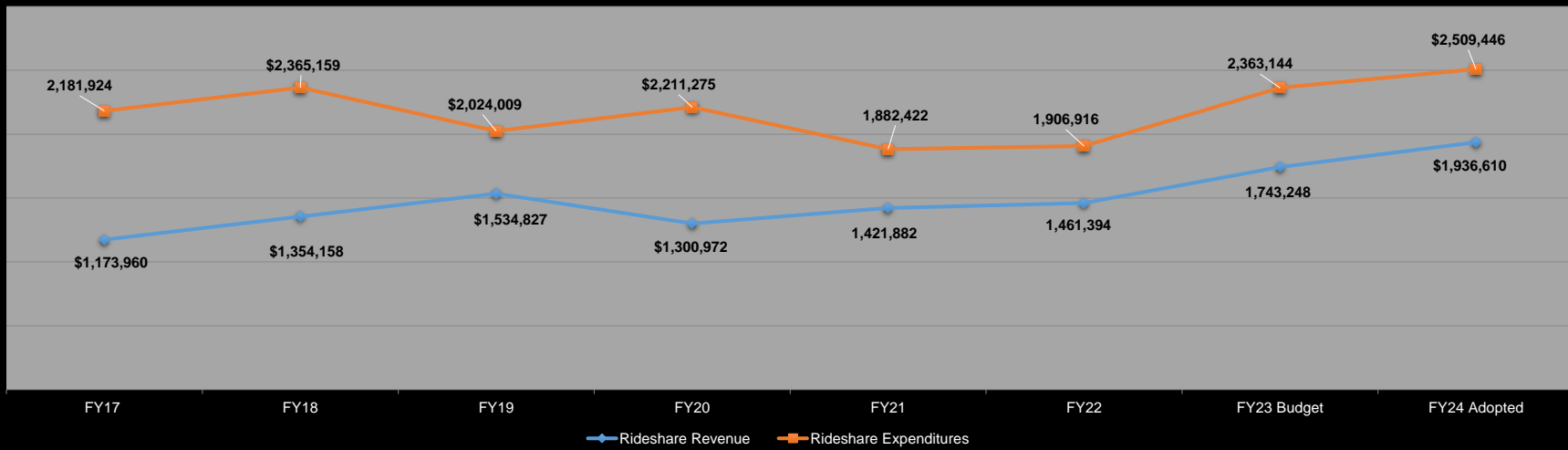
FY 24 Rideshare Revenue by Source (\$1.9M)



FY 24 Rideshare Expenditures by Division (\$2.5M)



Rideshare Revenue and Expenditure Trends



FY24 Budget Summary
MAJOR TRANSIT INVESTMENT FUND/MAJOR CAPITAL PROJECT FUND

	FY2024	FY2023	Delta	FY2022
	Adopted	Budget	FY24 to FY23	Actuals
REVENUES				
Inter-governmental revenue:				
Vehicle Rental Taxes	\$14,094,118	\$11,176,535	\$2,917,583	\$13,415,998
Less Vehicle Rental to Durham, Orange and Wake*	(405,447)	(5,588,235)	5,182,788	(6,707,999)
Rental Income	34,600	100,000	(65,400)	95,329
Investment Earnings/Unrealized Gain (Loss)	819,500	745,000	74,500	720,595
Total Revenues	\$14,542,771	\$6,433,300	\$8,109,471	\$7,523,923
EXPENDITURES				
Other Capital Expenditures	\$383,000	\$514,000	(\$131,000)	\$272,982
Total Expenditures	\$383,000	\$514,000	(\$131,000)	\$272,982
OTHER FINANCING SOURCE				
Transfer to General Fund	\$12,755,375	\$7,699,863	\$5,055,512	\$19,016,146
Total Change in MTIF Balance	\$26,915,146	\$13,619,163	\$13,295,983	\$26,267,087

* A small portion of the rental tax is budgeted in the FY24 Durham, Orange and Wake Transit Plans. Beginning in FY25 vehicle rental tax revenues will be budgeted for GoTriangle only.



V. CAPITAL PROJECTS

**FY24 Budget Summary
REGIONAL CAPITAL FUND**

	FY2024	FY2023	Delta	FY2022
	Adopted	Budget	FY24 to FY23	Actuals
REVENUES				
Inter-governmental revenue:				
Federal Grant Revenues	\$17,289,469	\$12,963,504	\$4,325,965	\$679,339
Local Grant Revenues	-	-	-	39,608
Reimbursement from others	14,827,547	8,924,276	5,903,271	1,032,705
Misc. Revenue	-	-	-	2,268
Total Revenues	\$32,117,016	\$21,887,780	\$10,229,236	\$1,753,920
EXPENDITURES				
Capital Outlay	\$33,949,087	\$23,288,061	\$10,661,026	\$4,047,844
Total Expenditures	\$33,949,087	\$23,288,061	\$10,661,026	\$4,047,844
OTHER FINANCING SOURCE				
Opt Transf From Gen Fund	\$1,832,071	\$1,400,281	\$431,790	\$2,293,924
Total other financing source	\$1,832,071	\$1,400,281	\$431,790	\$2,293,924

**FY24 Budget Summary
ADVANCED TECHNOLOGY FUND**

	FY2024	FY2023	Delta	FY2022
	Adopted	Budget	FY24 to FY23	Actuals
REVENUES				
Inter-governmental revenue:				
State Grant Revenues	\$49,320	\$43,840	\$5,480	-
Reimbursement from others	837,703	1,348,214	(510,511)	867,507
Total Revenues	887,023	1,392,054	(505,031)	867,507
EXPENDITURES				
Capital Outlay	\$1,524,454	\$2,591,099	(\$1,066,645)	\$1,542,896
Total Expenditures	\$1,524,454	\$2,591,099	(\$1,066,645)	\$1,542,896
OTHER FINANCING SOURCE				
Opt Transf From Gen Fund	\$637,431	\$1,199,045	(\$561,614)	\$675,389
Total other financing source	\$637,431	\$1,199,045	(\$561,614)	\$675,389

FY24 GoTriangle Capital Projects

FY24 ADVANCED TECHNOLOGY CAPITAL PROJECTS (Funded by GoTriangle and Transit Plans)										
	CIP Project Identification Number	GoT/Federal Account Code	FY 24 Total Cost	FY24 Federal	FY24 Durham Transit Plan	FY24 Orange Transit Plan	FY24 Wake Transit Plan	FY24 NCDOT/Other	FY24 GoTriangle	GoTriangle Match %
Enterprise Resource Planning (ERP) System*	CAP.FI.21.0030.00	99 02-05 7705	\$ 1,469,654	\$ -	\$ 235,145	\$ 88,179	\$ 514,379	\$ -	\$ 631,951	0%
TDM Share the Ride NC	CAP.ST.24.0001.00	99 02-05 7705	\$ 54,800	\$ -	\$ -	\$ -	\$ -	\$ 49,320	\$ 5,480	10%
TOTAL ADVANCED TECHNOLOGY PROJECTS			\$ 1,524,454		\$ 235,145	\$ 88,179	\$ 514,379	\$ 49,320	\$ 637,431	42%

FY24 REGIONAL CAPITAL PROJECTS (Funded by GoTriangle and Transit Plans)										
Project Name	CIP Project Identification Number	GoT/Federal Account Code	FY 24 Total Cost	FY24 Federal	FY24 Durham Transit Plan	FY24 Orange Transit Plan	FY24 Wake Transit Plan	FY24 NCDOT/Other	FY24 GoTriangle	GoTriangle Match %
Regional Fleet and Facilities Study*	CAP.CD.21.0002.00	93 02-06 7601	\$ 412,000	\$ 65,375	\$ 265,587	\$ 10,215	\$ 54,479	\$ -	\$ 16,344	4%
Regional Transit Center	CAP.CD.21.0003.00	93 02-06 7601	\$ 1,200,000	\$ -	\$ 240,000	\$ 120,000	\$ 840,000	\$ -	\$ -	0%
Raleigh Union Station Phase II - RUS Bus	CAP.CD.18.0004.00	93 02-06 7601	\$ 16,544,801	\$ 7,803,638	\$ -	\$ -	\$ 8,711,163	\$ 30,000	\$ -	0%
Purchase 3 Battery Electric Buses	VAQ.BO.24.0037.00	93 02-06 7927	\$ 3,405,384	\$ 1,661,000	\$ 348,877	\$ 174,438	\$ 1,221,069			
Downtown Apex Transfer Point Improvements	TIN.CD.21.0015.00	93 02-06 7901	\$ 270,000	\$ 135,000	\$ -	\$ -	\$ 135,000	\$ -	\$ -	0%
Wake Bus Stop Improvements	TIN.CD.21.0017.00	93 02-06 7901	\$ 2,459,769	\$ 1,363,840	\$ -	\$ -	\$ 1,095,929	\$ -	\$ -	0%
Orange Priority Transit Access and Safety Improvements--US 15-501 and Eastowne	TIN.CD.22.0022.00	93 02-06 7901	\$ 300,000	\$ 240,000	\$ -	\$ 60,000	\$ -	\$ -	\$ -	0%
Hillsborough Park & Ride	TIN.CD.20.0007.00	93 02-06 7901	\$ 111,600	\$ 111,600	\$ -	\$ -	\$ -	\$ -	\$ -	0%
Orange GoTriangle Bus Stop Improvements	TIN.CD.21.0010.00	93 02-06 7901	\$ 250,000	\$ 200,000	\$ -	\$ 50,000	\$ -	\$ -	\$ -	0%
GoTriangle 805 Corridor Accessibility Stop Improvements -- Route 805/NC54	TIN.CD.24.0002.00	93 02-06 7901	\$ 221,500	\$ 133,827	\$ 87,673	\$ -	\$ -	\$ -	\$ -	0%
Wake County Transit Access and Safety improvements (Congressional Earmark)	TIN.CD.24.0003.00	93 02-06 7901	\$ 1,012,500	\$ 810,000	\$ -	\$ -	\$ 202,500	\$ -	\$ -	0%
Purchase of (13) Motorola Handheld Radios	CAP.BO.24.0004.00	93 02-06 7601	\$ 85,000	\$ 68,000	\$ -	\$ -	\$ -	\$ -	\$ 17,000	20%
Purchase (6) Paratransit LTVs for Replacements	VAQ.PT.24.0005.00	93 02-06 7927	\$ 838,517	\$ 705,084	\$ -	\$ -	\$ -	\$ -	\$ 133,433	16%
Purchase of a Bus Operations Training Equipment Trailer	CAP. BO.24.0006.00	93 02-06 7601	\$ 21,000	\$ 16,800	\$ -	\$ -	\$ -	\$ -	\$ 4,200	20%
Standby Generator Plaza Building	CAP.CO.24.0007.00	93 02-06 7601	\$ 297,500	\$ 238,000	\$ -	\$ -	\$ -	\$ -	\$ 59,500	20%
Plaza Roof Replacement	CAP.CO.23.0004.00	93 02-06 7601	\$ 300,000	\$ -	\$ -	\$ -	\$ -	\$ -	\$ 300,000	100%
Plaza General Repairs (Facility Management)	CAP.CO.23.0006.00	93 02-06 7601	\$ 125,000	\$ -	\$ -	\$ -	\$ -	\$ -	\$ 125,000	100%
Durham Priority Transit Access and Safety Improvements	TIN.CD.21.0011.00	93 02-06 7901	\$ 1,757,288	\$ 846,927	\$ 910,361	\$ -	\$ -	\$ -	\$ -	0%

FY24 REGIONAL CAPITAL PROJECTS (Funded by GoTriangle and Transit Plans)										
Project Name	CIP Project Identification Number	GoT/Federal Account Code	FY 24 Total Cost	FY24 Federal	FY24 Durham Transit Plan	FY24 Orange Transit Plan	FY24 Wake Transit Plan	FY24 NCDOT/Other	FY24 GoTriangle	GoTriangle Match %
BOMF Fuel Line System Replacment Project	CAP.RE.21.0032.00	93 02-06 7601	\$ 220,000	\$ 176,000	\$ -	\$ -	\$ -	\$ -	\$ 44,000	20%
BOMF Facility Repairs and Operational Improvements	CAP.RE.20.0036.00	93 02-06 7601	\$ 145,000	\$ -	\$ -	\$ -	\$ -	\$ -	\$ 145,000	100%
Plaza Lobby Renovation	CAP.RE.24.0008.00	93 02-06 7601	\$ 95,000	\$ -	\$ -	\$ -	\$ -	\$ -	\$ 95,000	100%
Finance Suite Renovation	CAP.RE.24.0009.00	93 02-06 7601	\$ 99,000	\$ -	\$ -	\$ -	\$ -	\$ -	\$ 99,000	100%
Plaza Building Glass and Window Replacement	CAP.RE.24.0010.00	93 02-06 7601	\$ 115,000	\$ -	\$ -	\$ -	\$ -	\$ -	\$ 115,000	100%
Transit Operation Bus Wash System	CAP.RE.24.0011.00	93 02-06 7601	\$ 360,000	\$ 288,000	\$ -	\$ -	\$ -	\$ -	\$ 72,000	20%
BOMF Safety and Security Upgrades	CAP.RE.24.0012.00	93 02-06 7601	\$ 260,000	\$ 208,000	\$ -	\$ -	\$ -	\$ -	\$ 52,000	20%
Retrofit Camera Systems on 35 Gillig Buses	CAP.BO.24.0014.00	93 02-06 7601	\$ 500,000	\$ -	\$ -	\$ -	\$ -	\$ -	\$ 500,000	100%
Purchase 2 BEB (Community Grant)	VAQ.BO.24.0015.00	93 02-06 7921	\$ 2,270,256	\$ 2,000,000	\$ 54,051	\$ 27,026	\$ 189,179		\$ -	0%
Supplemental Funding for TripSpark for 5 BEBs	VAQ.BO.24.0016.00	93 02-06 7921	\$ 237,535	\$ 190,028	\$ -	\$ -	\$ -	\$ -	\$ 47,507	20%
Safety and Security -- 1% Requirement	CAP.FI.24.0013.00	93 02-06 7601	\$ 35,438	\$ 28,350	\$ -	\$ -	\$ -	\$ -	\$ 7,088	20%
TOTAL REGIONAL CAPITAL PROJECTS			\$ 33,949,088	\$ 17,289,470	\$ 1,906,549	\$ 441,679	\$ 12,449,319	\$ 30,000	\$ 1,832,071	5%
Tot. Adv. Tech. and Reg. Cap. Projects			\$ 35,473,542	\$ 17,289,470	\$ 2,141,693	\$ 529,858	\$ 12,963,698	\$ 79,320	\$ 2,469,502	

FY24 TRANSIT PLAN PROJECTS (Funded by Transit Plans)										
Project Name	CIP Project Identification Number	GoT/Federal Account Code	FY 24 Total Cost	FY24 Federal	FY24 Durham Transit Plan	FY24 Orange Transit Plan	FY24 Wake Transit Plan	FY24 NCDOT/Other	FY24 GoTriangle	GoTriangle Match %
Patterson Place Bus Stop Improvements	TIN.CD.21.0013.00		\$ 338,444	\$ -	\$ 338,444	\$ -	\$ -	\$ -	\$ -	0%
Greater Triangle Commuter Rail Study	CRT.CD.21.0006.00		\$ 1,085,850	\$ -	\$ 361,588	\$ -	\$ 724,262			0%
Durham Bus Stops Improvements Program	TIN.CD.21.0014.00		\$ 4,274,400	\$ -	\$ 4,274,400	\$ -	\$ -	\$ -	\$ -	0%
Wake Existing Park and Ride	TIN.CD.21.0016.00		\$ 469,000	\$ -	\$ -	\$ -	\$ 469,000	\$ -	\$ -	0%
Wake Long Term I-440 Park and Ride	TIN.CD.21.0018.00		\$ 470,000	\$ -	\$ -	\$ -	\$ 470,000	\$ -	\$ -	0%
RFFS Implementation - Nelson Road Facility Modernization Phase I	CAP.CD.23.0012.00		\$ 3,500,000	\$ -	\$ 1,000,000	\$ 500,000	\$ 2,000,000	\$ -	\$ -	
TOTAL TRANSIT PLAN PROJECTS			\$ 10,137,694	\$ -	\$ 5,974,432	\$ 500,000	\$ 3,663,262	\$ -	\$ -	0%
GRAND TOTAL			\$ 45,611,236	\$ 17,289,470	\$ 8,116,125	\$ 1,029,858	\$ 16,626,960	\$ 79,320	\$ 2,469,502	5%



VI. GRANTS

Expected Grant Revenues for FY 2024: Prime Deirdre Walker

Federal Transit Administration (FTA) Grants			FTA Contribution	NCDOT Contribution	Durham Contribution	Orange Contribution	Wake Contribution	GoTriangle Contribution	Intergovernmental Contribution	Total Revenues
Section 5307 Formula Program Grant										
Planning	TBD (FY 2023)	To fund Planning studies from UPWP	\$ -			\$ -		\$ -		\$ -
Planning	TBD (FY 2021)	To fund Transit Facility Study	\$ 65,375		\$ 265,587	\$ 10,215	\$ 54,479	\$ 16,344		\$ 412,000
Preventive Maintenance- Bus Operations	TBD (FY 2023)	To fund preventive maintenance at Bus Operations Dept.	\$ 1,600,000	\$ -				\$ 400,000		\$ 2,000,000
Capital Purchase - Safety and Security-1%	TBD (FY 2024)	To fund required 1% for Safety & Security	\$ 28,350					\$ 7,088		\$ 35,438
Capital Purchase - Radio Comm. System	TBD (FY 2024)	To fund the purchase of (13) radios.	\$ 68,000					\$ 17,000		\$ 85,000
Capital Purchase - Orange GoTriangle Bus Stop Improvements	TBD (FY 2022)	To fund the purchase of improvements for GoTriangle in Orange County	\$ 200,000			\$ 50,000		\$ -		\$ 250,000
Capital Purchase-Training Equipment Trailer	TBD (FY 2024)	To fund the purchase of trailer	\$ 16,800					\$ 4,200		\$ 21,000
Capital Purchase-Fuel Line	TBD (FY 2024)	To fund the purchase of fuel line replacement	\$ 176,000					\$ 44,000		\$ 220,000
Capital Purchase-(2) Battery Electric Buses	TBD (FY 2024)	To fund the purchase of (2) Battery Electric Buses	\$ 2,000,000		\$ 54,051	\$ 27,026	\$ 189,179			\$ 2,270,256
Capital Purchase-TripSpark for (5) Battery Electric Buses	TBD (FY 2024)	To partially fund the purchase of TripSpark for 5 Battery Electric Buses	\$ 190,028					\$ 47,507		\$ 237,535
BUILD Grant										
RUS Bus Project	NC-2020-037	To fund the RUS Bus Project (Year 3)	\$ 9,464,638		348,877	174,438	\$ 9,932,232	\$ -		\$ 19,920,185
RAISE Discretionary Grant										
Regional Transit Center	TBD (FY 2022)	To fund the Regional Transit Center	\$ -		\$ 240,000	\$ 120,000	\$ 840,000	\$ -		\$ 1,200,000
Congressional Earmark										
Wake County Transit Access & Safety Improvements	TBD (FY 2024)	To fund Wake County Improvements	\$ 810,000				\$ 202,500			\$ 1,012,500
STP-DA FHWA/FTA Funds										
Wake County Amenities	NC-2019-012	To fund bus stop improvements in Wake County	\$ 1,363,840	\$ -	\$ -		\$ 1,095,929	\$ -	\$ -	\$ 2,459,769
Orange Priority Transit Access Improvements	TBD (FY 21)	To fund Orange Improvements	\$ 240,000			\$ 60,000	\$ -			\$ 300,000
Downtown Apex Transfer Point Improvements	TBD (FY 22)	To fund improvements to Apex transfer point	\$ 135,000				\$ 135,000			\$ 270,000
Rolling Stock										
Fixed Route Vehicles		To fund the purchase of 6 fixed route vehicles for replacement			\$ -	\$ -	\$ -	\$ -		\$ -
Section 5310 Elderly Persons and Persons with Disabilities										
Capital Purchase - Rolling Stock (Paratransit)	TBD (CAMPO)	To fund 6 replacement paratransit vehicles	\$ 705,084		\$ -		\$ -	\$ 133,433	\$ -	\$ 838,517
Section STBGA										
Hillsborough Park & Ride	NC-95-X097	To fund the Hillsborough Park & Ride Lot	\$ 111,600			\$ -				\$ 111,600
Route 805/NC54 Corridor Bus Stop		To fund Bus Stops along NC54 Corridor	\$ 133,827		\$ 87,673					\$ 221,500
Durham Priority Transit Access		To fund bus stops in Durham	\$ 846,927		\$ 910,361					\$ 1,757,288
Patterson Place Bus Stop Improvements		To fund bus stops along Patterson Place.	\$ -		\$ -					\$ -
Section 5339										
Capital Purchase-Bus Wash System		To fund the purchase of a bus wash system	\$ 288,000					\$ 72,000		\$ 360,000
Capital Purchase-BOMF Safety and Security Upgrades		To fund safety and security at the BOMF	\$ 208,000					\$ 52,000		\$ 260,000
Capital Purchase-Standby Generator at Plaza		To fund the purchase of a generator	\$ 238,000					\$ 59,500		\$ 297,500
Total Federal Grants			\$ 18,889,469	\$ -	\$ 1,906,549	\$ 441,679	\$ 12,449,319	\$ 853,072	\$ -	\$ 34,540,088
State Maintenance Assistance Program Grant	To be awarded	To fund all Bus Operations' expenses		\$ 2,800,000						\$ 2,800,000
Advanced Technology										
Advanced Technology Grant Application-ShareTheRideNC		To fund Share the Ride NC	\$ -	\$ 49,320.00	\$ -		\$ -	\$ 5,480.00	\$ -	\$ 54,800

Expected Grant Revenues for FY 2024: Prime Deirdre Walker

			FTA Contribution	NCDOT Contribution	Durham Contribution	Orange Contribution	Wake Contribution	GoTriangle Contribution	Intergovernmental Contribution	Total Revenues
ERP System		To fund the phase III of the ERP system			\$ 235,145	\$ 88,179	\$ 514,379	\$ 631,951.00		\$ 1,469,654
Rideshare Grants										
Regional Services Development/Sustainable Travel Services	TDMGOTRI24	To fund Regional Services/Sustainable Travel Services expenses	\$ -	\$ -	\$ -		\$ -	\$ 291,393.00	\$ 963,731.00	\$ 1,255,124
Total NCDOT Grants			\$ -	\$ 2,849,320	\$ 235,145	\$ 88,179	\$ 514,379	\$ 928,824	\$ 963,731	\$ 5,579,578
TOTALS:			\$ 18,889,469	\$ 2,849,320	\$ 2,141,694	\$ 529,858	\$ 12,963,698	\$ 1,781,896	\$ 963,731	\$ 40,119,666
GENERAL FUND in GREEN			\$ -	\$ -	\$ -	\$ -	\$ -	\$ -	\$ -	\$ -
RIDESHARE FUND in YELLOW			\$ -	\$ -	\$ -	\$ -	\$ -	\$ 291,393	\$ 963,731	\$ 1,255,124
REGIONAL BUS SERVICE FUND in BLUE			\$ 1,600,000	\$ 2,800,000	\$ -	\$ -	\$ -	\$ 400,000	\$ -	\$ 4,800,000
CAPITAL PROJECT FUND in BURNT ORANGE			\$ 17,289,469	\$ -	\$ -	\$ -	\$ -	\$ 405,565	\$ -	\$ 17,695,034
ADVANCED TECHNOLOGY FUND in PURPLE			\$ -	\$ 49,320	\$ -	\$ -	\$ -	\$ 637,431	\$ -	\$ 686,751
DURHAM FUND in PINK			\$ -	\$ -	\$ 1,738,766	\$ -	\$ -	\$ -	\$ -	\$ 1,738,766
Orange Fund in Orange			\$ -	\$ -	\$ -	\$ 328,394	\$ -	\$ -	\$ -	\$ 328,394
WAKE COUNTY FUND in OLIVE			\$ -	\$ -	\$ -	\$ -	\$ 12,774,519	\$ -	\$ -	\$ 12,774,519
			\$ 18,889,469	\$ 2,849,320	\$ 1,738,766	\$ 328,394	\$ 12,774,519	\$ 1,734,389	\$ 963,731	\$ 39,278,588



**VII. TOTAL SPENDING AND HEADCOUNT BY
PROJECT**

GoTriangle FY24 Summary of Total Spending and Headcount (Excludes Durham, Orange, Wake and GoDurham)

	Total Spending			FTE		
	FY23 Budget (Amended)	FY24 Adopted	FY24 +/- FY23 Bud	FY23 Bud	FY24 Adopted	FY24 +/- FY23 Bud
Board	\$205,726	\$207,988	\$2,262	-	-	-
Administration	498,835	521,768	22,933	3.70	3.70	0.00
Executive Office	958,348	1,144,292	185,944	4.00	4.00	0.00
Diversity Management	193,229	200,362	7,133	2.00	2.00	0.00
Human Resources	871,099	891,830	20,731	5.00	5.00	-
Finance/IT	2,318,341	2,563,912	245,571	15.00	16.00	1.00
Comm. and Public Relations	1,034,628	1,014,677	(19,951)	7.50	7.50	-
Legal	925,082	945,279	20,197	4.10	3.10	(1.00)
Real Estate	341,600	451,114	109,514	3.05	4.01	0.96
Capital Development	348,802	744,745	395,943	3.38	3.95	0.57
General Fund - GCCR	141,049	111,155	(29,894)	-	-	-
Vanpool	257,490	263,097	5,607	1.00	1.00	-
Bus Maintenance*	5,650,612	6,002,386	351,774	34.00	34.00	0.00
Bus Supervision*	2,837,101	3,714,719	877,618	23.60	25.60	2.00
Bus Operations*	11,117,706	12,737,028	1,619,322	95.00	93.00	(2.00)
Paratransit*	3,478,664	4,126,100	647,436	31.00	31.00	-
Sustainable Travel Services	710,352	856,782	146,430	5.00	6.00	1.00
Regional Call Center	1,162,901	1,137,540	(25,361)	9.00	10.00	1.00
Regional Services	164,936	-	(164,936)	2.25	1.50	(0.75)
Regional Services Planning	324,955	515,124	190,169	2.00	0.00	(2.00)
Plaza	548,600	552,600	4,000	-	-	-
Operating/Personnel Expenses	\$34,090,056	\$38,702,498	\$4,612,442	250.58	251.35	0.77
Unemployment Claims	77,000	50,000	(27,000)			
Capital	25,879,160	35,473,541	9,594,381			
Major Transit Direct Costs	514,000	383,000	(131,000)			
Total Expenditures	\$60,560,216	\$74,609,039	\$14,048,823			

*Headcount allocated based on bus revenue hours

Durham Transit Workplan

FY24 Summary of Total Spending and Headcount

	FY23 Budget (Amended)	FY24 Adopted	FY24 +/- FY23 Bud	FTE (100%)		
				FY23 Bud	FY24 Adopted	FY24 +/- FY23 Bud
Board	\$3,400	-	(\$3,400)	-	-	-
Talent Services	22,800	-	(22,800)	-	-	-
Comm. & Public Relations	367,525	387,553	20,028	1.50	1.50	-
Legal	130,554	175,288	44,734	0.70	0.80	0.10
Real Estate	131,066	146,107	15,041	0.41	0.41	-
Capital Development	606,118	629,062	22,944	2.87	2.80	(0.07)
Finance/IT	510,218	515,782	5,564	1.18	1.00	(0.18)
Administration	23,165	151,836	128,671	0.20	1.10	0.9
EEO/DBE	5,700	-	(5,700)	-	-	-
Plaza Building	17,700	-	(17,700)	-	-	-
Regional Services - Planning	1,527,932	1,002,503	(525,429)	-	1.4	1.4
Regional Services	-	-	0	-	-	-
GoTriangle Bus Operations	1,776,521	1,842,694	66,173	-	-	-
Operating/Personnel Expenses	\$5,122,699	\$4,850,825	(\$271,874)	6.85	9.00	2.15
<u>Capital / Other Expenditure</u>						
Transit Partners Operating Projects	6,875,349	8,882,007	2,006,658			
GoTriangle Capital Projects	20,001,778	22,704,246	2,702,468			
Transit Partners Capital Projects	19,963,344	26,702,611	6,739,267			
Total Capital/Other Expenses	\$46,840,471	\$58,288,864	\$11,448,393			
Total Durham Expenses	\$51,963,170	\$63,139,689	\$11,176,519			

Orange Transit Workplan

FY24 Summary of Total Spending and Headcount

	FY23 Budget (Amended)	FY24 Adopted	FY24 +/- FY23 Bud	FTE (100%)		
				FY23 Bud	FY24 Adopted	FY24 +/- FY23 Bud
Board	\$1,500	-	(\$1,500)	-	-	-
Talent Services	9,300	-	(9,300)	-	-	-
Comm. & Public Relations	91,894	97,785	5,891	0.50	0.50	-
Legal	28,721	64,880	36,159	0.20	0.30	0.1
Real Estate	59,993	55,817	(4,176)	0.14	0.18	-
Capital Development	187,990	218,929	30,939	0.89	0.60	-
Finance/IT	337,161	332,814	(4,347)	1.18	1.00	(0.2)
Administration	23,165	26,056	2,891	0.20	0.20	-
EEO/DBE	2,300	-	(2,300)	-	-	-
Plaza Building	7,200	-	(7,200)	-	-	-
Regional Services - Planning	31,600	90,929	59,329	-	0.5	0.5
Regional Services	-	-	-	-	-	-
GoTriangle Bus Operations	1,089,866	1,117,113	27,247	-	-	-
Operating/Personnel Expenses	\$1,870,690	\$2,004,323	\$133,633	3.11	3.25	0.4
<u>Capital / Other Expenditure</u>						
Transit Partners Operating Projects	3,638,494	4,149,394	510,900			
GoTriangle Capital Projects	1,800,356	2,443,134	642,778			
Transit Partners Capital Projects	5,156,621	7,331,197	2,174,576			
Total Capital/Other Expenses	\$10,595,471	\$13,923,725	(\$3,328,254)			
Total Orange Expenses	\$12,466,161	\$15,928,048	(\$3,194,621)			

Wake County Transit Plan

FY24 Summary of Total Spending and Headcount

	FY23 Budget	FY24 Adopted Budget	FY24 +/- FY23 Bud	FTE		
				FY23 Bud	FY24 Adop	FY24 +/- FY23 Bud
Board	\$8,500	-	(\$8,500)	-	-	-
Talent Services	53,400	-	(53,400)	-	-	-
Finance/IT	638,673	774,578	135,905	3.65	3.00	(0.65)
Comm. and Public Relations	743,496	843,864	100,368	4.50	4.50	-
Legal	167,158	345,595	178,437	1.00	1.80	0.80
Real Estate	252,109	487,085	234,976	0.41	1.41	1.01
Executive Office	-	-	-	-	-	-
Cap Development	975,543	739,106	(236,437)	6.56	4.66	(1.90)
EEO/DBE	13,300	-	(13,300)	-	-	-
Plaza Building	41,600	16,720	(24,880)	-	-	-
Bus Supervision	30,314	32,526	2,212	0.40	0.40	-
Regional Call Center	52,547	53,861	1,314	-	-	-
Regional Services - Planning	151,415	452,667	301,252	1.00	3.55	2.55
Regional Services	-	-	-	-	-	-
GoTriangle Bus Operations	4,987,984	3,937,263	(1,050,721)	-	-	-
Operating/Personnel Expenses	\$8,116,039	\$7,683,264	(\$432,775)	17.52	19.32	1.81
<u>Capital/Other Expenses</u>						
Transit Partners Operating Projects	\$50,783,985	\$30,225,230	(\$20,558,755)			
GoTriangle Capital Projects	45,315,224	71,817,731	26,502,507			
Transit Partners Capital Projects	184,457,406	359,697,695	175,240,289			
Total Capital/Other Expenses	\$280,556,615	\$461,740,656	\$181,184,041			
Total Wake Expenses	\$288,672,654	\$469,423,920	\$180,751,266			



**VIII. SUMMARY OF EXPENDITURES BY LINE
ITEM/DEPARTMENTS**

FY24 BUDGET SUMMARY BY LINE ITEM (GoTriangle/GoDurham Only)

Operating Expenses	FY2024 Budget Total	FY2023 Budget Total	Variance FY24 to FY23
Compensation Related	\$17,843,930	\$16,964,492	\$879,438
FICA/Pension	2,738,992	2,584,494	154,498
Employee Insurance	3,124,819	3,018,731	106,088
Board Compensation	11,000	11,000	-
Other Insurance	2,453,014	1,996,278	456,736
IT	1,884,110	1,513,707	370,403
Parking Lease/Rental of Office Space	40,000	74,000	(34,000)
Utilities	223,000	225,000	(2,000)
Accounting & Auditing Fees	70,000	70,000	-
Cost Allocation	1,707,930	1,614,640	93,290
Lobbying	78,000	66,000	12,000
Other Professional Services/Consultants	1,629,000	1,318,667	310,333
Fuels and Lubricants	2,402,219	1,454,506	947,713
Tires and Tubes	136,000	136,000	-
Parts and Maintenance	878,000	1,023,084	(145,084)
Maintenance Supplies	91,500	100,500	(9,000)
Outside Repairs Parts	13,000	49,000	(36,000)
Outside Repairs Vehicles	165,000	215,000	(50,000)
Outside Repairs - Building	360,500	360,500	-
Advertising	130,060	93,400	36,660
Printing	59,500	149,280	(89,780)
Promotions	86,300	93,700	(7,400)
Surveys	50,000	20,000	30,000
Travel	113,000	109,751	3,249
Training	71,470	69,900	1,570
Conferences	72,000	75,600	(3,600)
Unemployment Claims	50,000	77,000	(27,000)
Contracted Services	1,271,790	1,413,708	(141,918)
Consultants - Legal Expense	170,000	67,500	102,500
Dues and Subscriptions	72,000	78,800	(6,800)
Special Events	27,000	8,700	18,300
Maint Fee - Park & Ride	70,809	76,089	(5,280)
Towing	18,000	28,000	(10,000)
Property Management	10,000	20,000	(10,000)
Demolition	10,000	20,000	(10,000)
Other	1,003,555	1,080,014	16,871
Total Operating	39,135,498	36,277,041	2,951,787
Total Capital	35,473,541	25,879,160	9,594,381
Total Expenditures	74,609,039	62,156,201	12,546,168

DEPARTMENT SUMMARY

Fiscal Year 2024

	General Fund Adopt. Budget	Durham Adopt. Budget	Orange Adopt. Budget	Wake Adopt. Budget	Bus Fund Adopt. Budget	Rideshare Fund Adopt. Budget	Total All Funds Adopt. Budget	All Funds Adopt. Budget	Variance FY24 - FY23
EXPENDITURES									
Board	\$207,988	-	-	-	-	-	\$207,988	\$219,126	(\$11,138)
Executive Office	1,144,292	-	-	-	-	-	1,144,292	958,348	185,944
Human Resources	891,830	-	-	-	-	-	891,830	956,599	(64,769)
Diversity Management	200,362	-	-	-	-	-	200,362	214,529	(14,167)
Communications & Public Relations	1,014,677	387,553	97,785	843,864	-	-	2,343,879	2,237,543	106,336
General Fund - GCCR	111,155				-	-	111,155	141,049	(29,894)
Legal	945,279	175,288	64,880	345,595	-	-	1,531,042	1,251,515	279,527
Real Estate	451,114	146,107	55,817	487,085	-	-	1,140,123	784,769	355,354
Capital Development	744,745	629,062	218,929	739,106	-	-	2,331,842	2,442,296	(110,454)
Finance/IT	2,563,912	515,782	332,814	774,578	-	-	4,187,086	3,943,651	243,435
Administration	521,768	151,836	26,056	-	-	-	699,660	817,340	(117,680)
GoDurham	-	-	-	-	-	-		11,501	(11,501)
Plaza Building	552,600	-	-	16,720	-	-	569,320	615,100	(45,780)
Bus Supervision	-	-	-	32,526	3,714,719	-	3,747,245	3,196,677	550,568
Bus Operations	-	-	-	-	12,737,028	-	12,737,028	11,117,706	1,619,322
Bus Maintenance	-	-	-	-	6,002,386	-	6,002,386	5,650,612	351,774
Vanpool	-	-	-	-	263,097	-	263,097	257,490	5,607
Paratransit	-	-	-	-	4,126,100	-	4,126,100	3,478,664	647,436
Regional Services - Planning	-	1,002,503	90,929	452,667	-	515,124	2,061,223	2,213,055	(151,832)
Regional Services	-	-	-	-	-	-		507,731	(507,731)
Regional Call Center	-	-	-	53,861	-	1,137,540	1,191,401	1,215,448	(24,047)
Sustainable Travel Services	-	-	-	-	-	856,782	856,782	710,352	146,430
Total Expenditures	\$9,349,722	\$3,008,131	\$887,210	\$3,746,002	\$26,843,330	\$2,509,446	\$46,343,840	\$42,941,101	\$3,402,742

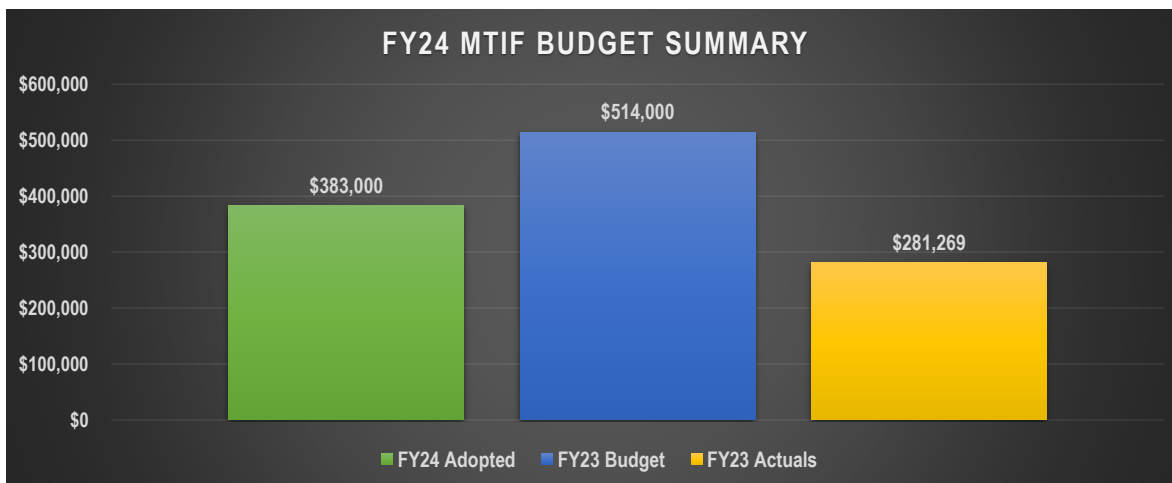
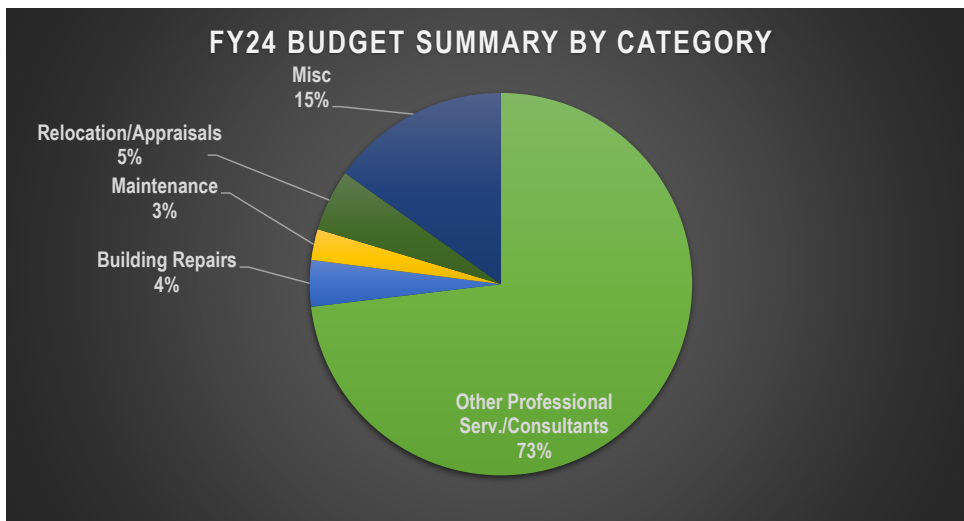


IX. MAJOR TRANSIT INVESTMENT FUND

DEPARTMENT OVERVIEW MAJOR TRANSIT INVESTMENT FUND (MTIF)

About the MTIF:

The Major Transit Investment Fund houses expenses related to properties that GoTriangle owns that are located in Wake County. The expenses cover building repairs, maintenance of various buildings and facilities, relocation and appraisal expenses. These activities are primarily managed by our Real Estate staff.



FY23 Budget	FY24 Adopted	Variance FY24 to FY23
\$514,000	\$383,000	(\$131,000)

MAJOR TRANSIT INVESTMENT FUND (MTIF)

	Total FY23 Budget	Total FY24 Adopted Budget	Variance FY24 - FY23
TOTAL NON-SALARY AND WAGES	514,000	383,000	(131,000)
Consultants- Real Estate			
Other Professional Services	280,000	280,000	-
Outside Repairs - Building	20,000	10,000	(10,000)
Building Repairs	20,000	5,000	(15,000)
Environmental Services	20,000	5,000	(15,000)
Janitorial Services	5,000	5,000	-
Lawn Maintenance	5,000	5,000	-
Rental of Office Space	10,000	-	(10,000)
Service Charges	24,000	28,000	4,000
Acquisition- Wake County	10,000	-	(10,000)
Appraisals	50,000	20,000	(30,000)
Site Review	20,000	5,000	(15,000)
Relocation Expenses	10,000	-	(10,000)
Property Management	20,000	10,000	(10,000)
Demolition	20,000	10,000	(10,000)
TOTAL EXPENSES	514,000	383,000	(131,000)

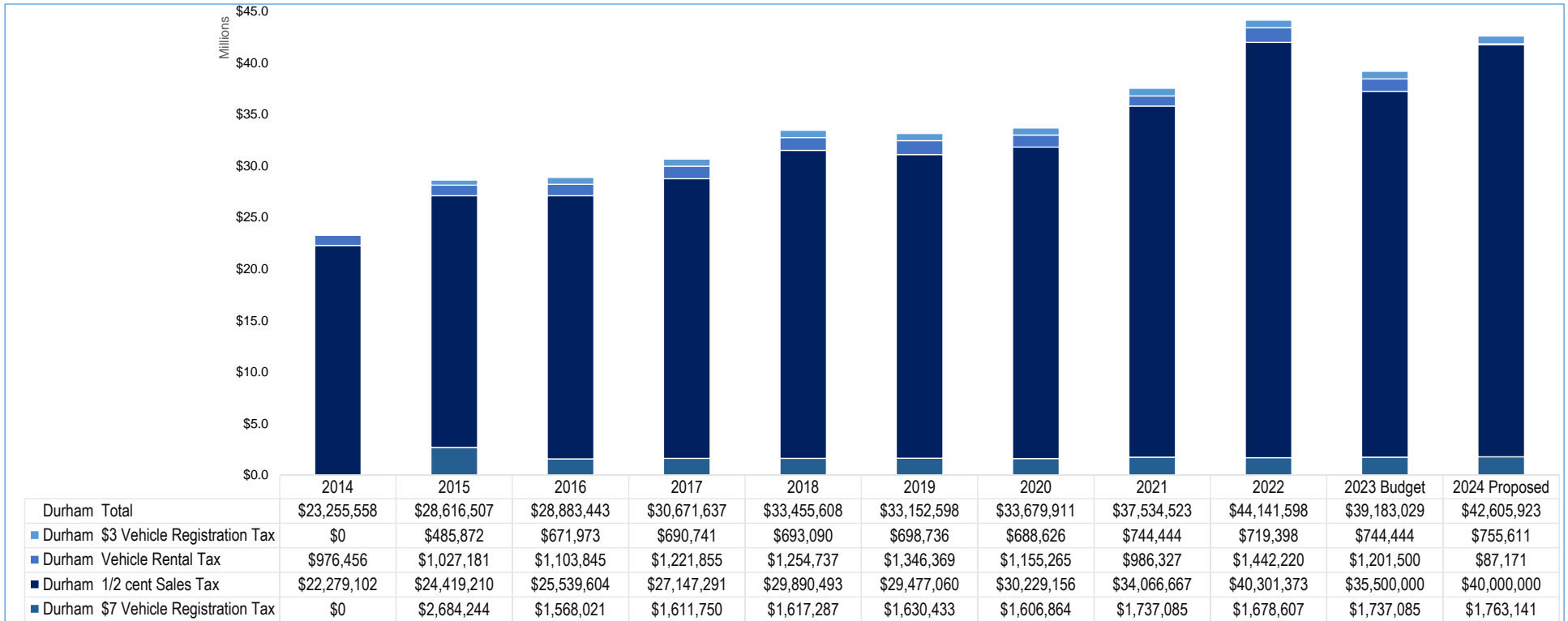


X. DURHAM COUNTY TRANSIT PLAN

FY24 DURHAM TRANSIT PLAN - SUMMARY REPORT

	FY2024 Durham Adopted	FY2023 Durham Budget	Delta FY24 to FY23	FY2022 Durham Actuals
REVENUES				
Inter-governmental revenue:				
Misc. Revenue	-	-	-	\$7,261
\$7 Vehicle Registration Taxes	1,763,141	1,737,085	26,056	1,678,607
\$3 Vehicle Registration Taxes	755,611	744,444	11,167	719,398
1/2 Cent Sales Tax	40,000,000	35,500,000	4,500,000	40,301,373
Vehicle Rental Taxes	87,171	1,201,500	(1,114,329)	1,442,220
Prior Year Carryforward	35,621,740	28,104,077	7,517,663	-
Investment Earnings/Unrealized Gain (Loss)	-	-	-	636,305
Unrealized Gain/Loss-Investments	-	-	-	(1,750,633)
Total Revenues	\$78,227,663	\$67,287,106	\$10,940,557	\$44,785,164
EXPENDITURES				
Board	-	3,400	(3,400)	4,400
Human Resources	-	22,800	(22,800)	22,700
Communications & Public Affairs	387,553	367,525	20,028	146,419
Legal	175,288	130,554	44,734	154,018
Real Estate	146,107	131,066	15,041	117,280
Capital Development	629,062	606,118	22,944	386,362
Finance/IT	515,782	510,218	5,564	234,907
Administration	151,836	23,165	128,671	24,729
EEO/DBE	-	5,700	(5,700)	5,700
Plaza Building	-	17,700	(17,700)	17,896
Regional Services - Planning	1,002,503	1,527,932	(525,429)	137,538
Total Expenditures	\$3,008,131	\$3,346,178	(\$338,047)	\$1,251,949
OTHER FINANCING SOURCE				
Opt Transf To GoTriangle	(\$3,008,132)	(\$3,346,178)	\$338,047	(\$1,251,947)
Opt Transf to GoTriangle Bus Operations	(1,842,694)	(1,776,521)	(66,173)	(1,509,859)
Opt Transf To Transit Partners	(8,882,007)	(6,875,349)	(2,006,657)	(5,170,897)
Cpt Transf To GoTriangle	(22,704,246)	(20,001,778)	(2,702,469)	(3,560,353)
Cpt Transf To Transit Partners	(26,702,611)	(19,963,344)	(6,739,267)	(1,462,717)
Total other financing source	(\$63,139,690)	(\$51,963,170)	(\$11,176,519)	(\$12,955,773)
Change in Balance	\$15,087,974	\$15,323,936	(\$235,962)	\$31,829,390

Durham Transit Plan Local Revenues



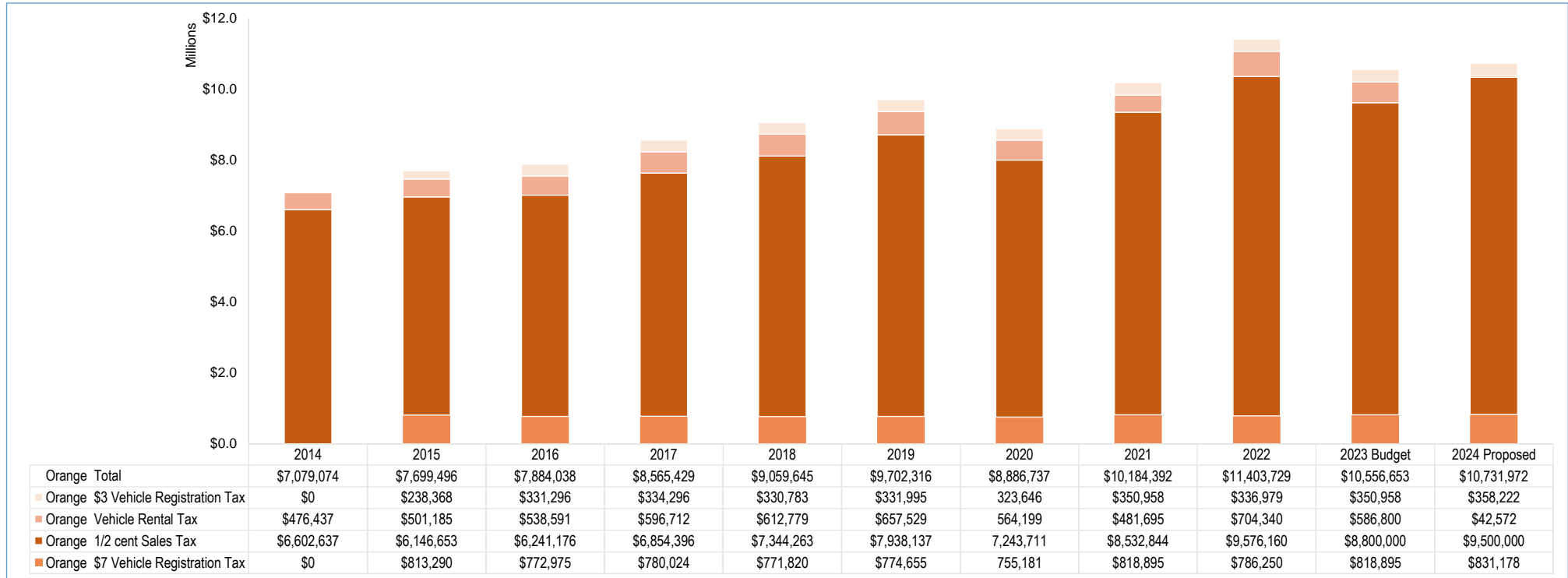


XI. ORANGE COUNTY TRANSIT PLAN

FY24 ORANGE TRANSIT PLAN - SUMMARY REPORT

	FY2024 Orange Proposed	FY2023 Orange Budget	Delta FY24 to FY23	FY2022 Orange Actuals
REVENUES				
Inter-governmental revenue:				
Misc. Revenue	-	-	-	\$2,459
\$7 Vehicle Registration Taxes	831,178	818,895	12,283	786,250
\$3 Vehicle Registration Taxes	358,222	350,958	7,264	336,979
1/2 Cent Sales Tax	9,500,000	8,800,000	700,000	9,576,160
Vehicle Rental Taxes	42,572	586,800	(544,228)	704,340
Prior Year Carryforward	4,726,172	4,270,477	455,695	-
Interest Income	-	-	-	(8,725)
Investment Earnings/Unrealized Gain (Loss)	-	-	-	9,979
Total Revenues	\$15,458,144	\$14,827,130	\$631,014	\$11,407,442
EXPENDITURES				
Board	-	\$1,500	(\$1,500)	\$1,800
Human Resources	-	9,300	(9,300)	9,300
Communications & Public Affairs	97,785	91,894	5,891	57,687
Legal	64,880	28,721	36,159	36,077
Real Estate	55,817	59,993	(4,176)	27,799
Capital Development	218,929	187,990	30,939	111,726
Finance/IT	332,814	337,161	(4,347)	90,120
Administration	26,056	23,165	2,891	24,734
EEO/DBE	-	2,300	(2,300)	2,300
Plaza Building	-	7,200	(7,200)	7,432
Regional Services - Planning	90,929	31,600	59,329	26,938
Total Expenditures	\$887,210	\$780,824	\$106,386	\$395,913
OTHER FINANCING SOURCE				
Opt Transf To GoTriangle	(\$887,210)	(\$780,824)	(\$106,386)	(\$395,912)
Opt Transf to GoTriangle Bus Operations	(1,117,113)	(1,089,866)	(27,247)	(844,027)
Opt Transf To Transit Partners	(4,149,394)	(3,638,494)	(510,900)	(3,152,693)
Cpt Transf To GoTriangle	(2,443,134)	(1,800,356)	(642,778)	(914,931)
Cpt Transf To Transit Partners	(7,331,197)	(5,156,621)	(2,174,576)	(3,418,356)
Total other financing source	(\$15,928,048)	(\$12,466,161)	(\$3,461,887)	(\$8,725,919)
Change in Balance	(\$469,905)	\$2,360,968	(\$2,830,873)	\$2,681,523

Orange Transit Plan Local Revenues





XII. WAKE COUNTY TRANSIT PLAN

FY24 WAKE TRANSIT PLAN - SUMMARY REPORT

	FY2024 Wake Adopted	FY2023 Wake Budget	Delta FY24 to FY23	FY2022 Wake Actuals
REVENUES				
Inter-governmental revenue:				
Federal Grant Revenues	\$86,523,181	\$497,000	\$86,026,181	-
Prior Year Carryforward	232,475,117	195,144,330	37,330,787	-
Misc. Revenue	1,142,072	-	1,142,072	4,200
\$7 Vehicle Registration Taxes	6,850,000	6,940,000	(90,000)	6,576,286
\$3 Vehicle Registration Taxes	2,925,000	2,970,000	(45,000)	2,814,725
1/2 Cent Sales Tax	125,000,000	107,500,000	17,500,000	121,441,978
Vehicle Rental Taxes	275,704	3,800,000	(3,524,296)	4,561,440
Prior Year Carryforward	-	-	-	-
Unrealized Gain/(Loss) Investments	-	-	-	(13,439,069)
Investment Earnings/Unrealized Gain (Loss)	-	-	-	3,807,840
Total Revenues	\$455,191,074	\$316,851,330	\$138,339,744	\$125,767,400
EXPENDITURES				
Board	-	\$8,500	(\$8,500)	\$9,700
Human Resources	-	53,400	(53,400)	49,200
Communications & Public Affairs	843,864	743,496	100,368	343,404
Legal	345,595	167,158	178,437	82,580
Real Estate	487,085	252,109	234,976	18,724
Capital Development	739,106	975,543	(236,437)	683,652
Finance/IT	774,578	638,673	135,905	419,522
EEO/DBE	-	13,300	(13,300)	12,499
Plaza Building	16,720	41,600	(24,880)	87,499
Bus Supervision	32,526	30,314	2,212	30,968
Regional Services - Planning	452,667	151,415	301,252	86,111
Regional Call Center	53,861	52,547	1,314	47,084
Total Expenditures	\$3,746,001	\$3,128,055	\$617,946	\$1,870,943
OTHER FINANCING SOURCE				
Opt Transf To GoTriangle	(\$3,746,001)	(\$3,128,055)	(\$617,946)	(\$1,870,943)
Opt Transf to GoTriangle Bus Operations	(3,937,263)	(4,987,984)	1,050,721	(2,119,621)
Opt Transf To Transit Partners	(30,225,230)	(50,783,985)	20,558,755	(14,973,558)
Cpt Transf To GoTriangle	(71,817,731)	(45,315,224)	(26,502,507)	(7,347,085)
Cpt Transf To Transit Partners	(359,697,695)	(184,457,406)	(175,240,289)	(28,841,059)
Total other financing source	(\$469,423,920)	(\$288,672,654)	(\$180,751,266)	(\$55,152,267)
Change in Balance	(\$14,232,846)	\$28,178,676	(\$42,411,522)	\$70,615,133

Wake Transit Plan Local Revenues





APPENDIX

Glossary of Terms

GLOSSARY OF TERMS

General Fund

The General Fund is the general operating fund of the Authority. It is used to account for all financial resources except those required to be accounted for in another fund. The primary revenue sources are vehicle registration taxes, state grants and various other revenues. The primary expenditures are for finance, human resources, general counsel, and communication and public affairs.

Regional Bus Service Fund

The Regional Bus Service Fund is used to account for the provision of regional commuter bus service and paratransit services. Financing is provided by paratransit fares, bus fares, consignments, subsidies, intergovernmental revenues, and General Fund revenues. The Regional Bus Capital Project Fund has been consolidated into the Regional Bus Service Fund for financial reporting purposes.

Rideshare Fund

The Rideshare Fund is used to account for operations of Commuter Resources, Regional Call Center, and Regional Transportation Demand Services (TDM) services. Financing is provided by intergovernmental revenues, sponsorships, employer fees, and General Fund revenues.

Major Transit Investment Fund

The Major Capital Projects Fund includes the Major Transit Investment Fund and the Regional Rail Capital Project Fund. This fund accounts for the management of the real estate acquired in earlier rail capital projects. These funds are not limited to use in any specific County. The Fund was named prior to the introduction of major and non-major funds as part of the GASB 34 reporting model.

Regional Capital Bus Fund

The Regional Capital Bus Fund is incorporated into the Bus Fund. This is a separate capital project fund for the construction and acquisition of capital assets supporting the regional bus service.

Advanced Technology Fund

The Advanced Technology Fund is a special revenue fund used to account for the purchase of information technology equipment.

Operating Transfer

Funds that are necessary after all revenues from a fund have been exhausted to cover expected expenses. Funds are transferred from either the General Fund or the Major Transit Investment Fund.

The Orange County Transit Plan

An investment strategy supporting the community's public transportation needs, values, priorities and goals to the greatest extent possible while respecting the limits of a fixed budget. The Transit Plan ensures the benefits of public transportation investments support community members who are the most reliant on transit service and that public transportation investments support land use and development in Orange County that is resilient, sustainable, and attainable for all.

The Durham County Transit Plan

An investment plan for the public transportation (transit) system in the County. In 2011, Durham County voters approved a half-cent sales tax to fund public transit improvements in Durham. The Transit Plan update is required by State law to determine how to use the transit sales tax funds for transit expansion. The plan creates a roadmap on how we invest, spend, expand, and prioritize our public transit system using sales tax and fee revenues raised in Durham County.

The Wake Transit Plan

Commits to connecting all Wake County towns to transit. It also aims to connect the region, enhance access to transit and provide frequent and reliable urban mobility with improvements financed mostly with a half-cent transit-designated sales tax that voters also approved in 2016. The Wake Transit Plan is part of a larger effort to build a strong regional transit network connecting Wake, Orange and Durham counties. The Wake Transit Plan is guided by the Four Big Moves:

- Connect The Region
- Connect All Wake County Communities
- Create Frequent, Reliable Urban Mobility
- Enhance Access to Transit

Vehicle Registration Tax

The North Carolina Department of Motor Vehicles transmits vehicle registration tax revenue to the Authority on a quarterly basis. The Authority recognizes and records vehicle registration tax revenue monthly in the General Fund and tax district funds. Three different taxes are levied. There is a \$5 tax that is unrestricted revenue to GoTriangle. \$7 and \$3 tax revenues are received to fund public transportation efforts in Durham, Orange, and Wake Counties. Those receipts are recorded in the appropriate special revenue funds.

Vehicle Rental Tax

The Authority recognizes and records vehicle rental tax revenue upon receipt in the Major Capital Projects Fund and periodically transfers a portion to the appropriate Triangle Tax District county operating accounts. Revenue recognition varies according to the tax collection schedule for each vendor. Collection schedules are determined by sales volume. Large rental agencies make two payments per month; small rental agencies may remit their payments on a quarterly basis. The Authority accrues for vehicle rental tax revenue at year end. The tax is 5% of the individual vehicle rental fee.

Sales Tax Revenue

The Authority receives the proceeds of a local option sales tax, levied by the respective board of Durham, Orange, and Wake Counties. The rate is $\frac{1}{2}$ of 1 cent and is authorized by North Carolina General Statute 105, Article 43. The money is for the support of public transportation in the levying county. The tax revenues are recorded in the appropriate special revenue funds.

